

Not Protectively Marked

DIRECTORATE OF TRAINING AND DEVELOPMENT

Protective Marking	Not Protectively Marked
Suitable for Publication Scheme	Yes
FOIA exemption	No
Title and version	MPS Annual Training Plan 2006-2007 v2
Purpose	To provide strategic direction to the Management of Training in the MPS
Relevant to	All Members of the MPS
Summary	Annual Training Plan 2006-7
Author and warrant / pay number	Michael Harwood-Grayson c062512 Gaynor Thorne c070557
Creating Branch and Code	Training Standards Unit HR Directorate of Training and Development HR3 (12)
Date Created	03/03/2006
Review Date	03/03/2007



Working together for a safer London

MPS Annual Training Plan 2006/7

Directorate of Training and Development



INVESTOR IN PEOPLE

Not Protectively Marked

Foreword

By Deputy Assistant Commissioner Steve Roberts, Director of Training & Development.

Policing a capital city like London presents many unique challenges and ever increasing demands. The full roll out of Safer Neighbourhoods, enhancement of our counter terrorist capability, the growing numbers of PCSOs and the challenges we face in introducing the new Initial Police Learning and Development Programme make it a particularly interesting time for all working in training and development.

Training is often only seen as a cost. Nothing could be further from the truth. It is our investment in training that enables and empowers the Metropolitan Police Service to deliver high quality policing to the people of London. I have already mentioned the Initial Police Learning and Development Programme but there are a number of other areas in which we are increasing our investment. We have long recognised that a more co-ordinated approach could be taken to the provision of management and leadership training. This is being realised through the foundation of the Leadership Academy. We will improve efficiency through brigading PCSO, traffic warden and MSC training together in our new Extended Police Family School. Finally, we are making considerable advances in the use of e-learning and the creation of an MPS domain within the National Centre for Applied Learning Technology's Managed Learning Environment while taking advantage of the many national e-learning packages that are becoming available.

Steve Roberts
Director of Training and Development

Not Protectively Marked

Contents

Foreword

Executive Summary 5

Part 1: MPS Training Strategy

MPS Training Strategy 2006-2009 6-25

1.0	Introduction	6
2.0	Statement of Values	6
3.0	MPS Mission Vision and Values	7
4.0	Strategic Objectives	8
5.0	Race Equality and Diversity	9
6.0	Management Responsibilities	11
7.0	Standards of Performance	12
8.0	Training Needs Prioritisation and Assessment	12
9.0	Evaluation	15

Appendices 16-25

1.	MPS Values	16
2.	Strategic Management of Training – Overview	18
3.	Training Prioritisation Template	19
4.	e-Learning – Schematic Outline of Strategic Process	20
5.	Foundations for Change	21
6.	Evaluation Strategy	23

Part 2: Client Side training requirement

Specification of the Client Side Training Requirement 26 - 32

1.0	Introduction	26
2.0	Client Side Organisation	26
3.0	Outcome of Client Side Deliberations	27
4.0	Client Side Monitoring	27
5.0	Adjustments to the Training Requirement	27

Appendices 29-32

1.	Terms of Reference – Training Management Boards	29
2.	Terms of Reference – Training Boards	30
3.	Training Boards and Associated Business Areas	31
4.	The Systems Approach to Training – Client/Contractor Model	32

Not Protectively Marked

Part 3: Learning and Development Business Plan

MPS Learning and Development Business Plan 2006/7	33-161
1.0 Introduction	34
2.0 Achievements	34
3.0 Services and Products	36
4.0 Clients Groups Served	47
5.0 Marketing Plan	53
6.0 Resources	55
7.0 Organisational Structure to Deliver Training	69
8.0 Budget Reconciliation	70
9.0 Improvement Plan	72
10.0 Reporting and Monitoring	82
Appendices	85-161
1. Marketing Plan	85
2. Detailed Costed Delivery Plan	93
3. Overall Cost of Training	157

Not Protectively Marked

Executive Summary

The MPS Learning and Development Business Plan has been produced by the Training Standards Unit.

The Business Plan is intended to be a dynamic document through which the ongoing progress against the Business Plan can be monitored.

The document is in three parts.

- **Part One:** Provides strategic direction to all MPS training providers in the disciplines of design delivery prioritisation, evaluation and assessment of training. It outlines the structure of the strategic management role and highlights the MPS Values and sets the context in which training is to be delivered, including equality of opportunity and the Police Race and Diversity Learning and Development Strategy including Community Involvement within all aspects of the training cycle. It provides guidance on the responsibilities all parties involved in the training function and presents the governance structure from Training Management Board through to line managers. The document highlights the MPS commitment to Foundations for Change and the Best Value approach to the training function.
- **Part Two:** Outlines the specification of the client-side training requirement. It clarifies the client – contractor relationship by providing guidance on the responsibilities of the contractor and clients within the client –side structure of the Training Boards and Training Management Board. The Annual Costed Training Plan (Appendix 2 of Part three) being the outcome of the deliberations of these bodies. This section also outlines the three monitoring processes, which are in place such as the quarterly reports presented to Training Management Boards, systematic evaluations of training, and the targeted review of training processes.
- **Part Three :** Presents the framework for the Learning and Development Business Plan. This section includes the listings of the products and services currently provided, descriptions of the groups of clients to be served, for example uniform, CID, police staff, ranks and grades and stakeholders. It provides an overview of the way in which these products are marketed (Appendix 1). A table of the resources required to deliver training within each area of business is shown in section 6 and the organisational structure to deliver training is shown as a table in section 7. The most familiar part of this plan will form the Appendices 2 and 3 the Costed Training Plan, total training activity costings using the National Costed Training Model. This provides a total predicted cost of training activity broken down by business group.

Not Protectively Marked

Part 1

MPS Training Strategy 2006-9

1.0 Introduction

1.1 The MPS is a dynamic, high performing and growing organisation. It is fully committed to developing a workforce that is much more representative of the London communities that we serve. We are continuing our drive to recruit significantly more women and BME candidates. The development of our police staff will be given a higher priority in order that they are appropriately equipped to support their colleagues engaged in policing operations.

1.2 As always, new operational priorities continue to evolve but additional demands are being placed on us through the requirement to implement an increasing number of national programmes and rapid developments in the availability of e-learning. Such instances offer both challenges and opportunities. The aim of this strategy is to ensure that there is an appropriate framework in place to support the evolving needs of the MPS, both now and in the future, and to position us to meet the challenges of an ever-changing environment.

2.0 Statement of Values

2.1 The Commitment to Training and Development.

2.1.1 Policing is complex and demanding, requiring high levels of skill and professionalism from all staff working for the MPS. Policing is a people business: its people are its key resource and people are its key customers. All staff have a vital contribution in seeking to make London the safest major city in the world. To do this, they must individually and collectively possess the knowledge, skills and behaviours required of their role.

2.1.2 In seeking consistently high standards, the MPS will encourage and support professional development, which contributes to competent performance in the workplace. In return, our people must take responsibility for relevant, continuous and planned learning to achieve their full potential. Managers have a responsibility for considering both the aspirations of the individual and, above all, the needs of the Service.

2.1.3 Our training will be subject to rigorous quality assurance and evaluation procedures. We will strive to ensure best value in all our training and development activities, supported by the Training Standards Unit.

2.1.4 The MPS is committed to valuing diversity and will ensure that all staff have opportunities to develop. Staff will be treated fairly in the provision of training and development regardless of their gender, race, colour, nationality, ethnic and national origin, disability, religion, sexual orientation or marital status. Part-time staff will not be excluded from training simply because they

Not Protectively Marked

follow different work patterns. Training and development opportunities will be scheduled, as far as possible, so that all staff, including those working flexibly, can attend.

3.0 MPS Mission and Values

- Our Mission. Working together for a safer London. This means:
- Increasing public confidence and satisfaction
- Preventing and reducing crime, disorder and vulnerability
- Increasing safety and security
- Improving quality of service
- Being efficient and effective

3.2 Our values

3.2.1 The MPS Values and behaviours were not designed by committee or taken from a management manual; they come from consultation with all levels in the organisation about what they believe is necessary for performance improvement. The full MPS statement of values is at **Appendix 1**.

3.2.2 The values will be core to all our leadership training and development. Leaders can be held to account through a feedback process and provided with development opportunities if needed. The values, when integrated into our processes, from recruitment through training, appraisal and selection/promotion, will encourage individual endeavour and better team working.

3.2.3 The behaviours provide clarity about what is, and is not, acceptable and productive behaviour. They provide parameters of behaviour that, when aspired to, will deliver quality service improvements as well as improving team working. Clarity about what to expect from their police is important for our citizens and our partners as well. The values therefore underpin and support our efforts on citizen focus.

3.2.4 The values and behaviours are not merely an expectation of how individuals will conduct themselves but will also become a cornerstone of all MPS policies, role profiles, and initiatives. This includes all aspects of training and development including policy and strategy development, planning and implementation, and evaluation.

Not Protectively Marked

4.0 Strategic Objectives

4.1 MPS priorities

4.1.1 The MPS Training Strategy is to focus on supporting the MPS Priorities:

- Safer Neighbourhoods
- Counter-terrorism and security
- Organised criminal networks
- Information quality
- Citizen focus
- Together
- Capital city policing

4.1.2 These seven agreed priorities will drive our performance against crime and disorder and underpin a shift of emphasis to a service that inspires public confidence and satisfaction.

4.2 Organisational Approach to supporting Objectives through Training

4.1.3 The organisational approach to training adopted by the MPS is articulated through a client contractor relationship. The principal clients are members of Training Management Board. One of the functions of this Board is to articulate the demand for training in support of the MPS priorities. The contractor side is composed of the various training schools and units that deliver training in response to this demand. This organisational approach provides an assurance that training decisions take account of the overall priorities of the Service. In essence, Training Management Board is empowered to prioritise and monitor the training needed to maintain or improve performance across the whole of the Service. A schematic diagram of the organisational structure is at **Appendix 2**.

4.3 Implementing IPLDP

4.3.1 One of our key objectives is to implement the Initial Police Learning and Development Programme (IPLDP). We were one of the pilot forces for this programme and learned much from that pilot. Particularly, we identified that successful implementation was dependent on availability of adequate local training sites and that there were insufficient readily available and suitable locations. Our strategy is therefore to adopt a progressive approach, utilising the sites that are available and migrating as new sites are identified. We will therefore need to maintain our traditional training course until such time as migration is complete.

Not Protectively Marked

5.0 Race Equality and Diversity

5.1 Commitment to diversity and equality

5.1.1 The MPS is committed to upholding the values of diversity and equality in all its activities. This commitment is actively pursued in training and development both through practical measures and the unique opportunities it provides challenge attitudes and behaviours. To support this commitment, our trainer development programme places considerable emphasis on equipping our trainers both to challenge and respond to and support course participants on diversity issues. A programme board has been established within the Diversity Directorate to take forward the Race and Diversity Learning and Development Programme to support the Home Office National Strategy for Improving Police Performance in Race and Diversity published in November 2004.

5.2 Mainstreaming Race and Diversity Training

5.2.1 Having completed the MPS wide CRR training programme, our efforts now focus on mainstreaming race and diversity training. By this is meant ensuring that race and diversity issues are not dealt with separately in training but fully integrated into the training itself. Key to this process is our strategy of equipping all trainers to deal with race, equality and diversity issues both in their course material and dynamically in the classroom environment.

5.3 Race Relations (Amendment) Act 2000

5.3.1 The MPS published its Race Equality Scheme in response to the Race Relations Amendment Act and is committed to promoting race equality in the carrying out of its public functions. Key strategies impacting on training and development within the MPS are:

The MPS Policy Clearing House co-ordinates the identification and review of relevant training and development policies. A core role of the Policy Clearing House is to ensure corporate compliance in policy making with the Race Relations Amendment Act.

Ethnicity of staff applying for training is captured using 20 categories, which can be aggregated to mirror the Census categories for comparison with other organisations. Periodic analysis of this data is carried out by the Training Standards Unit and the subsequent report considered by Training Management Board.

Not Protectively Marked

5.4 Training Implications of Wider Diversity Requirements

5.4.1 Equality of opportunity

5.4.1.1 The MPS is committed to valuing diversity and will ensure that all staff have opportunities to develop. Staff will be treated fairly in the provision of training and development regardless of their gender, race, colour, nationality, ethnic and national origin, disability, religion, sexual orientation or marital status. Part-time staff will not be excluded from training simply because they follow different work patterns. Training and development opportunities will be scheduled, as far as possible, so that all staff, including those working flexibly, can attend.

5.4.2 Access to training

5.4.2.1 All staff have access to up-to-date information regarding training and development opportunities. Details of MPS and Centrex Courses are publicised on the Training Standard Unit's intranet site. However, managers will make objective decisions regarding the allocation of training courses and other development opportunities. Such decisions will be based on the individual's suitability, the availability of other suitable candidates and, above all, the extent to which the individual's attendance on the course or other development opportunity will improve the performance of the MPS.

5.4.2.2 In addition, an asset list of training accommodation and how it is used is in place to ensure that the MPS is making best use of all its training facilities. An associated booking facility allows trainers to book any training facilities in the MPS, no matter where located. This allows training managers to run training events at the locations most suited to delegates and has the potential to remove some of the barriers to accessing training.

5.4.3 Flexible learning needs

5.4.3.1 The Diversity Directorate provides a coordinator who works with course providers to develop ways for supporting individuals with personal requirements in accessing training. The flexible needs coordinator is available to give information and advice to all MPS staff.

5.4.4 Assessment of Individual Competence in Race and Diversity

5.4.4.1 Individual competence in race and diversity is a core responsibility reported on in Performance Development Reviews. Additionally, it is a mandatory topic embedded in all selection and promotion processes. The Police Race and Diversity Learning and Development Programme places targets for incorporating formal assessment against National Occupational Standards 1A4 and 1A5. These standards are being redrafted and we are considering how best to implement an appropriate assessment regime.

Not Protectively Marked

5.4.5 Community Involvement

5.4.5.1 The Independent Advisory Group for training issues provides an opportunity for community input across a broad spectrum of training issues at a corporate level. The systematic reviews of training units carried out by the Training Standards Unit include an assessment of the extent to which community involvement features in the delivery of training. The review team also provides advice and recommendations as to how this could be improved where appropriate and these recommendations are incorporated in subsequent improvement plans.

5.4.5.2 An integral part of all diversity training is community involvement, with member of the minority ethnic community and others participating in training sessions as associate trainers or lay contributors. This is particularly prominent in the initial training of police officers. The Initial Police Learning and Development Programme (IPLDP) provides new opportunities for this involvement to be taken forward at a local level.

6.0 Management Responsibilities

6.1 Overall scrutiny of the training and development function lies with the MPA and this is exercised through the provision of papers and reports and through the Internal Audit Process. The responsibility for training and development lies with the Commissioner and his Management Board. Management Board is supported in this through a subsidiary Training Management Board. Training Management Board is chaired by the Director of HR, himself a full member of the MPS Management Board. Training Management Board is the client side body that determines training priorities for the MPS, and agrees policies and strategies. Membership of Training Management Board includes representation from all Business Groups and the Director of Training and Development who holds the training portfolio.

6.2 Responsibility for the formulation and implementation of policy, strategy and standards lies with the Director of Training and Development. Each Business Group has a Training Board that mirrors the functions of Training Management Board at a Business Group level. B/OCU Commanders are responsible for determining local training priorities, although this is subject to scrutiny by their Business Group Training Board. Generally, Training Boards will be responsible for overseeing all training related issues within their area of responsibility, whether its for corporate or individual development. Line managers, in conjunction with individuals are responsible for ensuring that training and development needs are met. This applies both to corporate mandatory training requirements and individual needs identified through the PDR process.

Not Protectively Marked

7.0 Standards of Performance

7.1 It is an MPS requirement that all training will be delivered in accordance with the MPS Standards for Training Delivery. It must also take account of National Occupational Standards and ACPO requirements. Training processes must comply with the national Models for Learning and Development in the Police Service. In particular this means that all training must meet an identified business need and be underpinned by a Performance Needs Analysis. Furthermore, training must be designed to meet the specified outcomes, delivered by appropriately qualified staff, have an appropriate assessment regime and be evaluated.

7.2 This requirement is reinforced in two ways. Firstly, Training Management Board and Training Boards will not accept training into the MPS programme unless satisfied that these conditions are met. Secondly, systematic training reviews identify any training in place that does not meet these standards.

7.3 A quarterly management report is prepared for TMB. Performance measures monitored in this report include the actual delivery of training against the Annual Training Plan, evaluations, trainer assessments, average class size, course satisfaction and trainer satisfaction.

7.4 In January 2006, our trainer development unit introduced an externally accredited programme for trainers. This means that all new trainers will achieve a nationally recognised qualification.

8.0 Training Needs, Prioritisation and Assessment

8.1 Training Needs

8.1.1 The cornerstone in our process for identifying training needs remains Performance Needs Analysis (PNA). This is a methodology for ensuring that training and development is focused on addressing the performance needs of the Service. The process involves:

- Identifying the performance required;
- Identifying current performance;
- Identifying the performance gap;
- Identifying possible solutions, including non-training solutions along with the associated risks and costs.

8.1.2 The Training Standards Unit provides assistance and expertise to ensure PNAs are carried out to the required standard for significant MPS-wide training and development issues. The Training Standards Unit also offers advice on the PNA process in support of local performance/training issues.

Not Protectively Marked

8.2 Prioritisation of Training

8.2.1 Training Management Board is responsible for prioritising MPS wide training while Business Group Training Boards fulfil an equivalent function for their areas of responsibility. In both instances the MPS prioritisation guide, that incorporates a risk assessment and scoring methodology, provides a useful tool to aid decision making. However, the reality is that the Service faces huge demands for training to meet legislative requirements, technical upgrades and the recommendations resulting from various reports. Accordingly, we endeavour to maintain some capacity for discretionary training to meet local and individual needs. The MPS training prioritisation template is reproduced at **Appendix 3**.

8.3 Training Delivery

8.3.1 The primary purpose of training and development is to maintain and improve the performance of the MPS. To achieve this, training is delivered both through corporate programmes and on the basis of local needs. Major training units include the Directorate of Training and Development's training schools, the Crime Academy, Leadership Academy, Firearms and Public Order training at Gravesend and the IT training establishment. However, nearly one hundred training units across the MPS deliver both corporately agreed programmes and training to meet local needs.

8.3.2 Although classroom based training continues to be the most frequently method of delivery, the MPS has a long tradition of delivering practical training through role-play, simulation and work based experiential learning. It has also pioneered immersive learning through its Hydra facilities.

8.3.3 An underlying principle is that training will be designed and delivered in such a way as to minimise absence from the workplace. Wherever practicable, it is to be conducted at or near the workplace, using, if available, corporately produced training and learning materials. We continue to strive to bring training to the students rather than the students to training: the benefits of this include significant reductions in the time wasted travelling to and from courses.

8.3.4 The Service is making considerable effort in exploiting the potential for e-learning as part of a blended solution. In an organisation as large as the MPS there are considerable technical challenges to overcome in order to deliver effective training solutions to all our staff. To this end, it has adopted a strategy for managing e-learning so that it is prioritised designed and released in a co-ordinated manner. An effective interface with the National Centre for Applied Learning Techniques (NCALT) and consequent ability to exploit nationally designed packages is an essential part of our strategy, as is the further development of the MPS domain within the NCALT Managed Learning Environment. A strategic element of this interface is an ability to automatically update individual training records as e-learning modules are completed. A schematic outline of the strategic approach to e-learning is at **Appendix 4**.

Not Protectively Marked

8.4 Assessment

8.4.1 Increasingly, formal examinations are being replaced with workplace assessment based on National Occupational Standards. Although we continue to maintain a dedicated examination unit, we anticipate that its role will change to researching and maintaining a knowledge question bank in support of this type of assessment rather than provision and marking of formal exams. To cope with the increased demand for assessors, we have made provision for them to be trained and accredited to national standards through our trainer development programme.

8.5 Training Policy

8.5.1 In line with MPS practice, all training policies are embraced by a single policy document, the Management of Training Policy. This in turn has a number of Standard Operating Procedures, each of which provides more detailed guidance on a particular topic. The management of Training Policy, and associated Standard Operating Procedures, are accessible by all MPS staff via the intranet. Policies are reviewed regularly.

8.5.2 Oversight of the implementation of training policy is one of the functions of the systematic reviews carried out by the Training Standards Unit on behalf of the Director of Training and Development. Development of new policies, and co-ordination of amendments to existing policy are also the responsibility of the Training Standards Unit. New policies and variations to existing policies are subject to agreement by Training Management Board.

8.6 Approach to Collaboration

8.6.1 The Home Office commissioned *The Raytheon Report* on the opportunities for collaboration on training between forces. The report found that substantial savings could be achieved by establishing cluster colleges for the provision of police training. ACPO and the APA, proposed that a more appropriate approach was to establish a National Best Value Review to identify opportunities to promote collaboration at a regional level. The National Review has now defined the framework where regional collaboration can take place. The improvement areas are contained within the 19 Foundations for Change (FfCs – see **Appendix 5**). The nine regions across England and Wales have the remit to drive collaboration in each of the FfC areas. The South East and Eastern Region meetings have been set up at the strategic level and practitioner level to progress the FfCs.

8.6.2 The Director of Training and Development is represented at both the SE Regional and National meetings to ensure that MPS training management is integrated with regional outcomes at both MPS-wide and the local level. We anticipate that the widespread adoption of e-learning, combined with the relatively high development costs of this type of training, will offer considerable opportunity for productive collaboration during the life of this strategy.

Not Protectively Marked

9.0 Evaluation

9.1 Evaluation of effectiveness of training

9.1.1 Training and Development is a large investment for the MPS and it is vital that such training is fit for purpose. The MPS Training Evaluation Strategy ensures that all training is subject to a corporate and structured evaluation process. The amount of training delivered in the MPS makes it neither practical nor cost effective to subject all programmes to the most detailed scrutiny. Consequently, an ongoing Training Evaluation Plan, focusing on priority areas for evaluation, is presented to Training Management Board for approval at six monthly intervals. An overview of the MPS Evaluation Strategy is included at **Appendix 6**.

9.2 Evaluation of Strategies

9.2.1 The Training Strategy will be evaluated by the Training Management Board at service-wide level and by Training Boards at local level. In March each year, the planning process will be reviewed in terms of timeliness and effectiveness of the process in supporting national and MPS performance plans, the identification of training needs, prioritisation and the provision of training at service-wide and local level. The Director of Training & Development will lead on monitoring the comparison of training delivery versus training planned across the MPS on a quarterly basis to ensure performance targets in relation to mandatory training are being met and to inform TMB of progress.

9.3 Review of Strategy

Responsibility for reviewing strategy lies with TMB. The review will focus on the appropriateness of the current strategy in a changing world and take place annually. Particular attention will be given to accommodating new or emerging training requirements that exploit technology and that consider alternatives to classroom delivery.

Appendices

1. MPS Values
2. Strategic Management of Training – Overview
3. Training Prioritisation Template
4. e-Learning - Schematic outline of the Strategic Process
5. Foundations for Change
6. Evaluation Strategy

Not Protectively Marked

MPS Values**APPENDIX 1****Working together with all our citizens, all our partners and all our colleagues:**

We will be proud to deliver quality policing. There is no greater priority. *Put the needs of individuals and communities first. Be helpful and attentive. Make the best use of our resources.*

We will:

- understand and respond to the needs of the people and communities we serve;
- balance the requirement to meet targets with the public's expectation of quality service in every situation;
- use the resources we have available, including our own time, in the most productive way;
- make time to get the little things right;
- suggest improvements in services that will make a difference; and
- lead by example.

We will not:

- forget that quality is a vital part of our performance;
- overlook the importance of routine work; or
- forget that we are here to serve.

We will build trust by listening and responding.

Be accessible and approachable. Build relationships. Encourage others to challenge and get involved.

We will:

- think about how our actions affect others;
- provide opportunities for others to get involved;
- be 'visible' so we are seen to be accessible;
- make sure all staff feel comfortable in expressing themselves without fear;
- encourage constructive feedback;
- communicate (face-to-face where possible);
- explain what is happening and use practical examples that everyone can understand;
- give consistent messages – our actions must match our words; and
- act with integrity - be honest and tell it how it is.

We will not:

- see time spent building relationships with others as pointless; or
- use behaviour which others could interpret as intimidating, bullying or lacking in integrity.

Not Protectively Marked

We will respect and support each other and work as a team.

Work to bring people together. Trust and value the contribution everyone makes.

We will:

- work across boundaries - bringing different groups together;
- challenge inappropriate behaviour and actions consistently and fairly;
- make sure that everyone knows what is expected of them;
- trust our colleagues to do their jobs properly;
- support each other when making difficult decisions;
- acknowledge and value each other's contribution;
- respect difference;
- respect the needs of others; and
- treat our colleagues as we want them to treat the public and our partners.

We will not:

- see self-interest as more important than working together;
- put our business group or unit first, and the MPS second;
- ignore inappropriate behaviour or poor performance;
- judge a person's contribution only on the basis of seniority or status; or
- value police officers and police staff differently.

We will learn from experience and find ways to be even better.

Be prepared to do things differently. Challenge how we work. Share experiences and ideas.

We will:

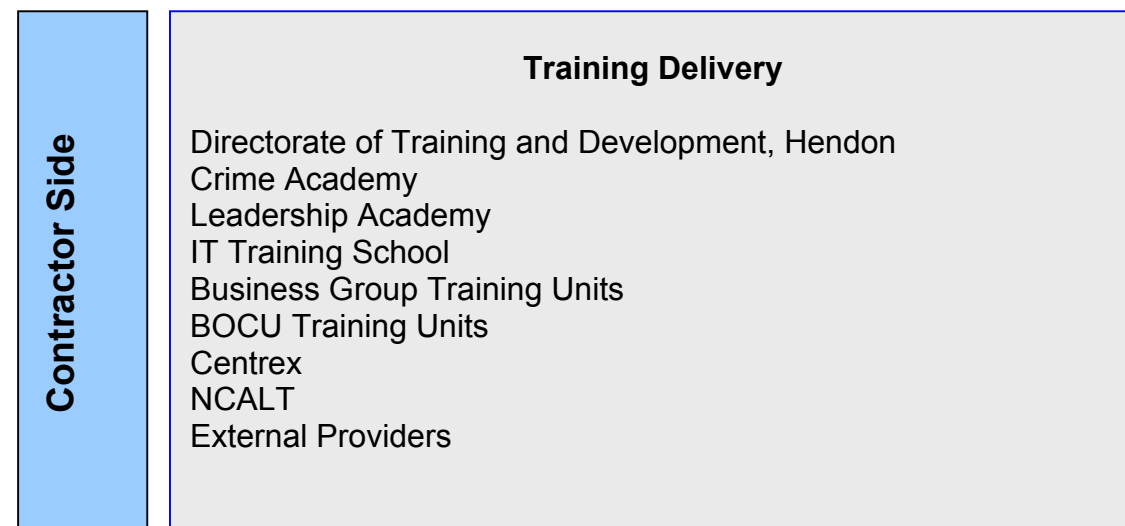
- allow staff the freedom to take considered risks;
- take time to learn from our mistakes;
- encourage creative thinking about new ways of doing things;
- question why we do some things and be open to change;
- share ideas;
- capture what works well and what does not, and change as a result;
- invest time and resources in developing future talent; and
- take personal responsibility for change and not just look to others to make things different.

We will not:

- rush to judge when mistakes are made;
 - react only to symptoms and not deal with the causes behind them;
 - be reluctant to take personal responsibility; or
 - withhold information that could help others.
-

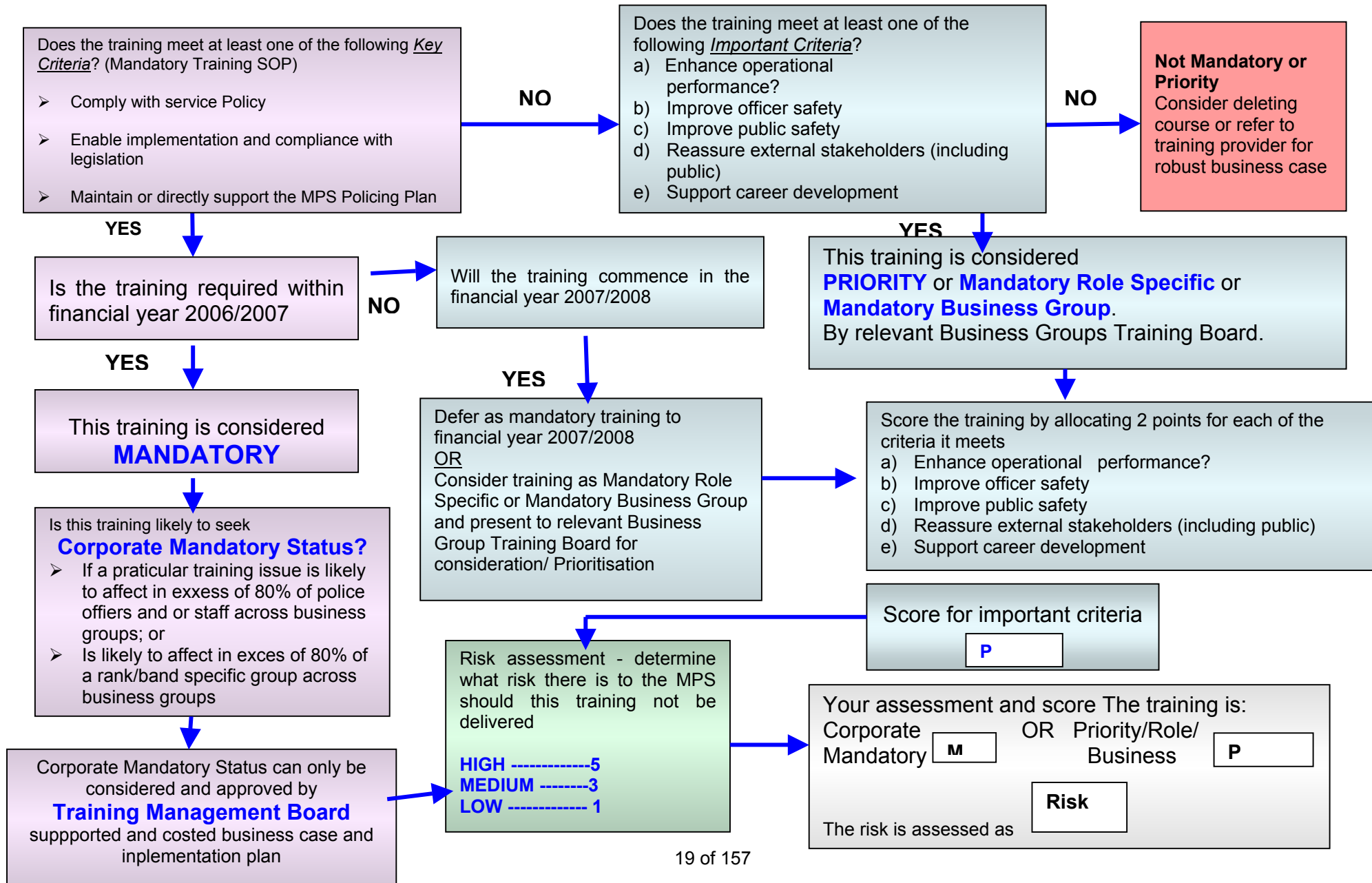
Appendix 2

Strategic Training Management Structure



Training Prioritisation Guide

Appendix 3



Appendix 4

e-Learning - Schematic outline of strategic process

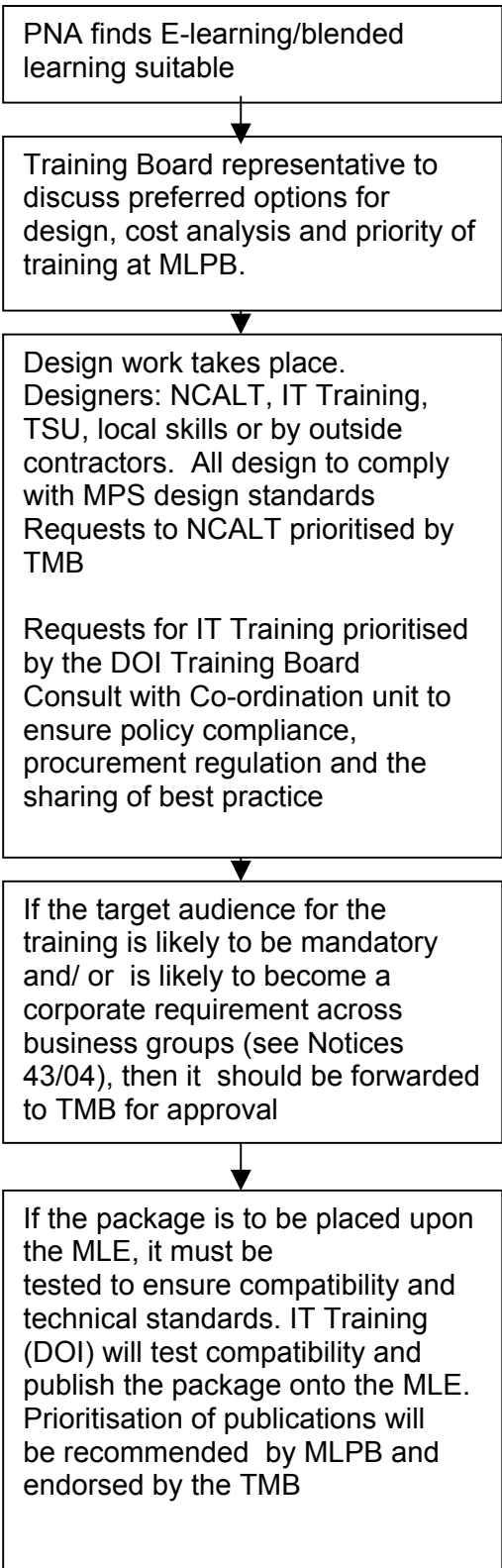
SUPPORTING INFORMATION

All MPS training must begin with a PNA. PNA's in the main will be commissioned by Business Groups and Portfolios who identify a training need. If a training solution is identified, the PNA should recommend training delivery options.

This strategy will come into effect once an e-learning solution is identified, either as a stand alone e-learning package or as part of a more blended approach. In the main, it is envisaged e-learning packages will be placed on the MLE Domain.

The managed learning environment is owned by the TMB. Day to day management will be undertaken on their behalf by the DTD co-ordination unit (MLCU). Strategic debate and consultation will be undertaken by the MLPB but referred to TMB for decision.

These principles mirror established processes already followed within the MPS and outlined within the Training Strategy.



Appendix 5**ACPO/APA National Best Value Review of Training- Foundations for Change (FFC)**

The 19 Foundations for Change are the recommendations arising from the areas for improvement of the national Best Value Reviews.

FFC 1: Strategic Management of Training (National Level): Ensure that in force strategic management arrangements connect with the national structure.

FFC 2: Communication & marketing of training: To improve the way in which policy & strategy is communicated and improve the marketing of training services and products.

FFC 3: Planning Process: To produce a costed Training Plan for 2003/4.

FFC 4: Administration of Training: MET HR to be adopted across the service and utilised in such a way as to improve the quality of administration.

FFC 5: Performance Management: To ensure that the developments agreed by Police Standards & Skills Organisation and Police Standards Unit in relation to a QA framework for training are integrated into the MPS.

FFC 6 Training Needs Analysis, **FFC 7** Training Design and **FFC 8** Training Evaluation: Centrex 'Models for Learning and Development in the Police service' to be adopted within all MPS Training.

FFC 9: Costings: Ensure that the national costing model is utilised across all training.

FFC 10: Procurement: Ensure that there are common procurement processes in relation to training products and services.

FFC 11: Training Delivery: Ensure that the MPS is represented at the ACPO/APA regional meetings to be party to collaboration decisions.

FFC 12: Training Sites: To be able to provide management information relating to training sites and identify training site usage comprehensively.

FFC 13: Community Involvement: 'Police Training – The Way Forward' promotes development in this area and is one of the key "new arrangements" within the police training reform agenda.

FFC 14: Investors in People: The Police Standards & Skills Organisation to assist forces in the achievement of IIP. Supported by HMIC(P&T).

FFC 15: Income Generation: Clarity of the operating principles and policy.

FFC 16: PDR/Assessment: To align the PDR process to training planning at local and service level.

FFC 17: Personnel Issues: Strengthen data collection in respect of staff numbers and roles in training.

FFC 18: Training Policies and Strategy: To review to ensure they are fit for purpose and support national/regional arrangements.

FFC 19: Alternative Learning Strategies: Develop a standard approach to the use of information technology for training.

Appendix 6**MPS Training Evaluation Strategy - Overview****Aim of the Training Evaluation Strategy**

To ensure that evaluation is applied to every stage of training design and delivery, in order to:

- measure and improve the effectiveness and efficiency of training

and

- enable training to develop the performance of the service in making London the safest major city in the world.

Scope

The Training Evaluation Strategy uses the Kirkpatrick four level model to define the evaluation responsibilities of different individuals and groups. This provides a common measure shared by other police organisations and is recognised by Her Majesty's Inspectorate of Constabulary.

Level 1	Reaction	To what extent is the training process helping or hindering peoples' learning?
Level 2	Learning	What learning has taken place? To what extent have the objectives of the training been met?
Level 3	Application	To what extent has the training contributed to the improvement of peoples' performance in the workplace?
Level 4	Results	To what extent has the training made an impact on MPS performance? What have been the ultimate benefits of the training?

Responsibilities

The strategy places responsibilities on:

- The Director of Training and Development;
- Managers of all departments, units, and schools that provide training;
- Line managers;
- Staff who undertake work to analyse training needs or performance needs;
- Staff who design training;
- Training evaluators.

Director of Training and Development

The Director of Training and Development is responsible for all MPS training. The Director is responsible for training standards through the TSU and is accountable for the application of the evaluation strategy. The Director will ensure that all training providers comply with the strategy, and to this end, will undertake inspections of training providers.

Managers of all departments, units and Schools providing training

Training deliverers are responsible for undertaking evaluation at Kirkpatrick level 1 and 2. All deliverers must ensure that they have in place systems for measuring student reaction and testing/measuring student attainment resulting from training activities. These measures may be in the form of a student questionnaire, formal written knowledge test, practical skills test, an assessment of competence or questions by a trainer to measure understanding. Such measures must be capable of independent audit. The Training Standards Unit will assist in the development of level one and two measures if requested.

Line managers

Line Managers are responsible for evaluation at Kirkpatrick level 3. Initially this will be realised by the identification of the training needs of individuals by their line manager, who will enter those development needs into the individual's performance development review. However, serious deficiencies in performance, thought to be attributable to inadequate training, should be reported to the relevant Training Board without delay. A support system is being developed and will be introduced to enhance this process.

Staff undertaking work to analyse training needs and performance needs

Staff who undertake work to analyse training needs and performance needs are responsible for ensuring that the evaluation of training is considered at these stages. This could take the form of identifying the training gap to be closed, measures for establishing successful resolution of the training issue, or the establishing of the steps that will make the training successful, (programme theory), with the training sponsors.

Staff designing training

Staff undertaking Training Design are responsible for ensuring that the evaluation of training is considered at the design stage. This may take the form of tools built into the training to measure student reaction and learning.

Training Evaluators

MPS Training Evaluators may be commissioned to undertake evaluations at levels 1 to 4, in accordance with National Guidelines. Evaluation projects will be completed on request of a client and/or sponsor. This will usually be the relevant Training Board. Those commissioning evaluations must be at the appropriate level to act on the information gained and implement any recommendations resulting from the evaluation.

To request evaluations from the Training Standards Unit a request must be submitted to the Head of Training Standards outlining the work required. The methodology and depth of the evaluation will be the subject of negotiation between the TSU, client and any appropriate stakeholders.

In order to meet client timescales it may be necessary for the Training Standards Unit to seek additional help from Internal Consultancy Group. If this is the case, then the additional resources required will come from the commissioning business group's allocation of consultancy days.

Part 2

Specification of the Client Side Training Requirement 2006-7

1.0 Introduction

1.1 The client is any part of the police service seeking to satisfy a learning requirement and the contractor is any agency created or engaged by the service for the purpose of satisfying the requirement. This articulates the application of recognised business practice where the client identifies the demand for training and learning and the contractor supplies solutions.

1.2 The principal clients for the MPS are the Police Authority, the Commissioner along with Business Group heads who represent the needs of the units within their domain. It is a client side responsibility to specify the demand for training and learning to maintain policing capability. It is also their responsibility to make decisions as on the sources of supply to meet this demand.

1.3 The contractors are the training schools and units providing training and development to meet the specified demand.

2.0 Client Side Organisation

2.1 Within the MPS the client side responsibilities are currently exercised as follows:

- Training Boards consider the demand for training within their business groups and articulate this within their section of the draft training plan.
- Training Management Board considers the totality of demand and agrees the final version of the training plan. In doing this, it takes into account the overall MPS priorities and resource limitations. It pays particular attention to proposals for MPS wide mandatory training, with the associated resource implications that go beyond the lead business groups. It therefore acts as a challenge panel for proposed training.
- The agreed draft training plan is then presented to the MPA for final approval.

2.2 The Training Boards' relationship with TMB was explained in Part 1, the Training Strategy. Terms of reference for Training Management Board, Training Boards and the areas of activity covered by each Training Board are shown at Appendices 1, 2 and 3 respectively. Client side responsibilities in the development and delivery of training are shown schematically at **Appendix 3**.

2.3 Further important steps will be incorporated into the process when formulating the plan for 2007/08. In autumn 2006, Investment Board will agree the overall budgetary parameters for investment in training and development. Investment Board will then sign off the draft plan agreed by Training Management Board before submission to the MPA.

3.0 Outcome of Client Side Deliberations

3.1 The outcome of the client side deliberations is the Annual Costed Training Plan. This is reproduced in the next section (**Appendix 2 of Part 3**). This plan is the result of research into current and proposed training provision and the resources required to deliver it and takes account of MPS and national priorities, anticipated replacement levels, and future deployment to meet organisational demands.

3.2 The Plan has been costed using the National Costing Model for Training. This not only takes account of the full range of resources required for delivery but also allows us to benchmark our provision of training against that provide by other Home Office forces.

4.0 Client Side Monitoring

4.1 The outcomes of the Plan are monitored in three ways. Firstly, Training Management Board and Training Boards receive quarterly reports detailing the extent to which the Plan is being fulfilled and this provides a measure of the effectiveness of the overall planning process. Secondly, a systematic, but prioritised evaluation process is in place and this provides feedback on the effectiveness of the training interventions. Thirdly, targeted holistic reviews of training units are undertaken on behalf of the Director of Training and Development to ensure that the arrangements for delivery are aligned to MPS training policy

5.0 Adjustments to the Training Requirement

5.1 It is imperative that the training requirement is adjusted to meet new challenges through the period covered by the Annual Training Plan. Changes to delivery requirements will be brought about through the involvement of the School Management Boards for central training and through Training Boards for local training, under the coordination of the Director of Training and Development. Training Boards review their part of the training plan against the prioritisation guide, at least on a quarterly basis. Training Management Board accepts submission from training leads of new training and review the submission against the prioritisation process to redefine corporate training priorities.

Appendices:

1. Terms of Reference – Training Management Board.
2. Terms of Reference – Training Boards.
3. Training Boards and Associated Business Areas
4. The Systems Approach to Training - Client/Contractor Model

Appendix 1**Training Management Board – Terms of Reference**

Chair:	Director of HR
Membership:	Chairs of MPS Training Boards Director of Training and Development
Frequency:	Quarterly
Objective:	To provide strategic direction for training and development on behalf of Management Board

Terms of Reference:

1. Approve the Annual Training Plan for submission to the MPA.
2. Agree training priorities and the mandatory training programme
3. Monitor performance of MPS training through Quarterly Management Reports (QMR), evaluations and external reports
4. Review and agree major changes to MPS training and development strategy
5. Review resource requirements with particular reference to the:
 - impact of corporate programmes on operational capability
 - level of provision relative to similar organisations
 - level of investment relative to MPS budget
6. Resolve conflicts between Training Board requirements
7. Assign training and development responsibilities and leads

Appendix 2**Training Boards – Terms of Reference**

Chair:	ACPO or equivalent
Membership:	Department/Unit heads within the Business Group Workforce Planning Other stakeholders (depending on Business Group) Heads of relevant School Management Boards Training Standards Unit representative Staff Associations
Frequency:	Quarterly
Objective:	To provide strategic direction for training within the Business Area. To undertake the role of Senior Client Group on behalf of all units and departments within their command, for existing and future training requirements

Terms of Reference

1. To ensure the Best Value recommendations and 'Foundations for Change' are integrated into mainstream business planning, as appropriate;
2. To ensure the systems approach to training is supported for new and existing training
3. To take ownership of the relevant elements of the Annual Costed Training Plan. This will include scrutiny of the draft document, monitoring implementation and reporting on outcomes.
4. To ensure the content of training is up to date, relevant and effective;
5. To identify and prioritise training and development needs that will remain within the functional area of the Training board, in accordance with MPS priorities: (new training that will impact across a number of Training Board areas will need to be referred to the TMB for MPS-wide prioritisation).
6. To lead on resource issues, monitor the use of training resources and identify collaboration opportunities.

Appendix 3**Training Boards and Associated Business Areas**

Training Board	Business Area
Territorial Policing Training Board	BOCU's Royal Parks TP Crime
Specialist Operations Training Board	Counter terrorism Security and Protection Royalty and Diplomatic Protection Aviation security Special Branch
Specialist Crime Directorate Training Board	Crime Academy Forensic services Intelligence and covert policing Serious and Specialist Crime
Central Services and Standards & Intelligence Command (Formally Deputy Commissioner's Command)	Overarching across CS-SIC
Directorate of Information	Training in support of technical systems
Diversity Directorate	Diversity training issues across the Service
Resources Training Board	Commercial Services (including Catering) Finance and Resources Procurement Services Property Services Resources personnel development unit Transport Services
HR Training Board	Human Resources Directorate
Central Operations Command Training Board	Public order and Pan London Units Firearms CO11 strategic training unit Traffic and Transport

Not Protectively Marked

Contents

Part 3: Learning and Development Business Plan 2006/7

1. Introduction
2. Achievements
3. Services and Products
4. Clients Groups Served
5. Marketing Plan
6. Resources
7. Organisational Structure to Deliver Training
8. Budget Reconciliation
9. Improvement Plan
10. Reporting and Monitoring

Appendices

1. Marketing Plan
2. Detailed Costed Delivery Plan
3. Overall Cost of Training

Not Protectively Marked

Part 3

Learning and Development Business Plan 2006/7

1.0 Introduction

The Learning and Development Business Plan for 2006/7 presents the framework for Part 3 of the Annual Training Plan. This section includes the listings of the products and services currently provided, descriptions of the groups of clients to be served, for example uniform, CID, police staff, ranks and grades and stakeholders. It provides an overview of the way in which these products are marketed (Appendix 1). A table of the resources required to deliver training within each area of business is shown in section 6 and the organisational structure to deliver training is shown as a table in section 7. The most familiar part of this plan will form the Appendices 2 and 3 the Costed Training Plan, total training activity costings using the National Costed Training Model. This provides a total predicted cost of training activity broken down by business group

2.0 Achievements

The MPS has been successful in many areas of Learning and Development. This has been against the backdrop of critical operational requirements due to the heightened security situation since July 2005. In addition to the increase in specialist training demands that have ensued, the MPS has continued with its key strategic organisational initiatives in areas of organisational development which have been necessary to meet the future leadership and service delivery requirements.

The areas of achievement to note are:

- The inception and development of the Leadership Academy to develop effective leaders of police officers and staff to meet the future challenges of the MPS.
- The establishment of the Extended Police Family School to induct PCSOs, DDOs, SROs, and MSC officers to the organisation to enable the modernisation of the police service.
- The Modernising Learning Programme Board which has identified the requirements and protocols to provide a sound footing for the future development of effective and accessible e-learning.
- In response to the change in policing powers of arrest under SOCPA which came into force 31st December 2005, e-learning was developed to deliver the training to operational police officers; over 27,000 officers trained to date.

Not Protectively Marked

- The Learning Support Unit launched its new Trainer's Development Programme in January 2006. The programme contains four elements which linked to the achievement of the NVQ Learning and Development Award and underpins all training delivery.
- The Learning Support Unit gained accredited status for the management of NVQ candidates, this includes details of management systems, centre resources, candidate support, assessment and verification processes.
- The Information and Planning team within the Training Standards Unit have increased their workload from other business groups by almost 40% within existing staffing levels. This was achieved by reviewing and streamlining their existing business processes. This makes them the largest transactional centre nationally within the police service for the co-ordination of 275 training events, processing 32,049 students primarily from within the MPS.
- The successful migration of Recruit Foundation Training to the IPLPD delivering on five sites across the MPS.
- The MPS Driving School under the Drive for Change initiative reviewed and restructured their training programmes. This was in response to changing demand and subsequently exceeded their targets; Advanced Car – 127%, Standard Response – 23% and PSU carrier – by 50%
- The Specialist Operations Directorate responded to the increase in demand for specialist training as a result of the heightened security situation and exceeded their target in the following areas, SO12 – 82%, SO13 (Search) – 63%, SO13 (SEC) – 45%

3.0 Services and Products

The information in the table below reflects all aspects of training, including Models for Learning, Quality Assurance, co-ordination of the training places, training delivery, and personal and professional development schemes.

The data gathered for training courses in this plan has been grouped into the categories recommended by the National Training Costings Model, Guidance on Home Office Return Version 1.0.

Table 1: Services to be Offered in 2006/7

Home Office Code	Products and Services	Benefits	Client Demand	Anticipated Development
AOP01	Corporate Police Staff Induction Process	Provides a corporate induction process for police staff joining the organisation	PCSOs, DDOs SROs, Volunteers, and other police staff.	None Required
AOP03	NSPIS Airwave NSPIS Case CJU	Provides instruction in the use of the Airwave Radio system	All police officers and staff who are required to use radios in their roles.	None Required
AOP99	Generic IT Skills Personal Development Trainer Development Generic skills based training	Provides appropriate trainer development, IT skills, and personal development addressing individual needs	All new and existing trainers. Individuals requiring specific IT instruction and development	Further Trainer Development Modules planned

Home Office Code	Products and Services	Benefits	Client Demand	Anticipated Development
CEF01	CAD/PNC CAD Controller	Provides appropriate training for MetCall Centre staff	All newly selected MetCall staff and controllers	None required
CEF03	SRO initial and continuation training	Provides training for SROs	All newly selected and existing SRO staff	None Required
CEF04	Telephone Intelligence Bureau training, TIB training and development programme	Provides appropriate training programme to undertake the role in the Telephone Intelligence Bureau	All newly selected and existing staff	None Required
CEF99	CADMIS, Special Operations Room, Mobile Data Terminal PNC/CAD	Provides additional specialist skills training for staff based in control rooms, enquiry centres and front desk training	Uniform, police staff	None required
HST01	Emergency Life Support	Provides appropriate and relevant training in Emergency Life Support. Compliance with H&S legislation	Uniform, CID, PCSOs, DDOs, SROs, MSC	HSE proposal to introduce annual refresher training as opposed to the current every three years.
HST03	Manual Handling	Appropriate generic training in lifting and carrying	New and existing police officers and staff	None required

Home Office Code	Products and Services	Benefits	Client Demand	Anticipated Development
HST04	Officer Safety Training	Provides role specific officer safety, initial and refresher training	MSC, DDO, PCSOs, Custody Nurses, Police Officers, Forensic Staff	None Required
HST05	Risk Assessment, Dynamic Risk Assessment, Trainers Risk Assessment, Risk Assessor	Provides generic and role specific risk assessment training	MPS H & S trainers, police officers and police staff	None required
HST99	First Aid at Work, Policing Safely, Supervising Safely, H&S training for specialist function, Fire Training	Provides appropriate and relevant training to comply with H&S legislation.	Police Officers and Staff and those undertaking specialist roles	PNA currently being undertaken to identify target groups and level of H&S training and performance required in non-operational function.
INV01 – 9 INV99	Investigative Training, includes surveillance, crime analyst, CRIS/CRIMINT, forensic etc	Provides appropriate relevant role specific training for investigating officers	Police and Police staff engaged in the specialist investigation of crime	None required
MAN01 - 3	Management and Leadership Training	Provides pre-promotion training for Sergeants and Inspectors, Leadership Training for police staff and officer managers	Sergeants and Inspectors on promotion, Bands Ds and above, Chief Inspectors and above	Leadership Programme being developed for all target groups to reflect the MPS Values and Behaviours

Home Office Code	Products and Services	Benefits	Client Demand	Anticipated Development
MAN04 - 5	Public Order CADRE, Advanced Public Order, DSO, ACPO Public Order, Silver Command Training	Provides appropriate and relevant training for the Command structure in policing major public order events.	Chief Inspectors and above who police major public order events	None Required
MAN99	General Management and skills based management training	Provides specific management skills based training for all managers	Police Officer and Police Staff managers	None Required
ODH01-03 ODH99	General Dog Handling Skills, and Specialist Dog Handling Skills	Provides role specific basic and specialist dog handling skills for Central Operations Dog OCU	Existing and newly selected police dog handlers	Specialist Dog Handling techniques continuously being reviewed and developed
ODM01-04 ODM99	Standards, Advanced and Specialist Motorcycle training	Provides basic to advanced motorcycle skills training.	Uniform and CID,	None Required
ODR01 - 02	Standards and Advanced Car Driver Training	Driving course to drive cars and vans in standard response category and pursuit category. Run to national standards	Uniform & CID	None Required
ODR04	National Protection Driver Training	To provide driving skills for stressful situations e.g. anti-hijack	Advanced Drivers, Uniform, CID & Police Staff	None Required

Home Office Code	Products and Services	Benefits	Client Demand	Anticipated Development
ODR 99	Specialist Training (Non –Specific)	Provides training & familiarisation on non – standard vehicles and general assessments.	Uniform and CID	None Required
OFR01	Initial Firearms training	Ensures appropriate training to become an Authorised Firearms Officer (AFO)	Uniform and CID	None Required
OFR03 - 04	Initial Rifle and Refresher training	Ensures appropriate training in the use of the Rifle	Authorised Firearms Officers (AFO)	None Required
OFR05 - 06	National VIP Close Protection, Reactive, Initial Overt, and Residential Protection Officers training and associated refresher training	Ensures appropriate training for close protection officers	Newly selected and existing Close Protection officers	None Required
OFR99	National and Specialist Firearms Instructor, and specialist training	Ensures appropriate Instructor training to National Standards and other specialist training	Selected Firearms Instructors and AFOs	None Required
OGN 02-03, 10	Sergeants Custody and Refresher	Ensures appropriate level of training for Sergeants to work in a Custody Suites	Uniform Sergeants on Promotion	None Required
OGN07-09, 99	Public Order, IT Systems, Safer Neighbourhoods, and other role specific	Ensures appropriate training to perform the general duties of a police officer and role specific training for staff	Uniform, PCSOs, and police staff in specific roles	None Required

Home Office Code	Products and Services	Benefits	Client Demand	Anticipated Development
	training			
OTH01	Diversity Training, Disability, DDA, RRAA, Citizen Focus	Diversity Awareness Training to enhance self awareness of diverse groups and compliance with equalities legislation	All police officers and staff	PNA has been commissioned to establish the target groups and specific training required for the 'contextualisation' of Police Race Learning and Development Programme
OTH99	Transfers and Rejoiners, Return from Career Break, First Contact, Training Reps	To ensure officers and staff who have returned to the MPS after a break of service are provided with updated skills and knowledge, preparation for promotion, workplace support and MeTUS and Federation training representative.	Police Officers and Staff who have returned from a break from the organisation, and those undertaking representational and workplace support roles.	None Required
POR01-02, 99	Student Officer Foundation Training, IPLDP, and modules	To provide a foundation of skills to perform the role of a police officers	Student Police Officer and Police Probationers	Further development to progress the post 30 week training to migrate to IPLDP

Home Office Code	Products and Services	Benefits	Client Demand	Anticipated Development
SCS01 – 02, SCS99	Foundation and skills based training for MSC officers, PCSOs, and volunteers	To provide foundation skills training for Specials, Community Support Officers Designated Detention Officers and volunteers	PCSOs MSC, DDOs and volunteers	PNA completed and design project underway for PCSO foundation training
Co-ordination and Administration of Corporate Training Programmes	Internal Corporate Training Programmes Training Prospectus, Training Circular Centrex Courses	Ensures a consistent and business centred process for the administration of training	Major deliverers & recipients of corporate training.	None Required
Training Policy Development	To research, develop, produce, review and implement responsive and proactive training policies in response to current and emerging issues on behalf of the Director of Training and Development; including MPS, ACTP, Training Strategy.	Provides a centrally managed process for the development and review for the management of training policies.	All business groups, Home Office and MPA	Training policy is under systematic review to remain compliant with Home Office and HMIC requirements and recommendations.

Home Office Code	Products and Services	Benefits	Client Demand	Anticipated Development
Performance Needs Analysis and Training Design	To manage a structured guidance programme & quality approval process for customers who required a needs analysis to be undertaken or a training programme to be designed.	Gives clear statement of need, scope of learning outcomes, priority groups etc for client sponsor to agree.	On a commissioning by client basis	None Required
Assessment	To provide multiple-choice examinations to measure the level of knowledge of each individual, and provide feedback for areas of improvement.	Provides an independent process for assessment and identifies areas for development for individual candidates	Recruit students Probationer constables, Extended Police Family	None Required
Evaluation	To carry out research to improve the impact of training on people, on their work performance, and on the organisational performance of the MPS.	Provides an independent evaluation process for corporate training programmes by assessing impact and effectiveness	On a commissioning by client basis	None Required

Home Office Code	Products and Services	Benefits	Client Demand	Anticipated Development
Quality Assurance Training Reviews	To ensure that the processes and procedures for delivering training perform efficiently and effectively. Produces corporate TQMR reports on training performance for monitoring at HR Board	Provides a corporate and independent process for the performance of the training function pan MPS	As agreed by Training Management Board	None required
High Potential Development schemes	Identifies candidates of high potential and develop them into high calibre future leaders.	To attract high calibre individuals, enabling the police service to recruit and retain them in a competitive employment environment	80 officers currently on the programme 38 staff currently on the programme	None required
Graduate Development Programme	3 Year Leadership Development Programme	Encourages transformational leadership to make the police a more people focused organisation	Graduate entrant Constables	Accreditation of the Scheme

Home Office Code	Products and Services	Benefits	Client Demand	Anticipated Development
Bursary Scheme	Sponsorships for staff for courses of study which lead to a recognised higher and further academic qualification.	The bursary can be used to obtain recognised higher academic qualifications that are relevant to the participant's current role or for potential career development.	Substantive Police Officers and Staff up to an including Band C and Chief Inspector or equivalents. 30 applicants currently	None Required
Police Staff Management Development	Introductory Certificate in Management Level 3 (CMI) Level 3 NVQ in Management (ILM) Level 3 Certificate in Coaching (ILM) Level 4 Introductory Diploma in Management (CMI) Management Essentials (CMI)	Opportunity to gain formal management qualifications as well as gain skills and knowledge to perform the job	Band D first line managers Potential and new Band C middle managers	None Required

Home Office Code	Products and Services	Benefits	Client Demand	Anticipated Development
	Level 4 NVQ in Management (ILM) Professional Certificate in Management (OU)		Band C middle managers	
NVQ in Business Administration Levels 3 & 4	A Technical Certificate in Administration, and Key Skills – mandatory Key Skills; Communication and Application of Number	Opportunity to gain formal qualifications as well as gain skills and knowledge to perform the job	As per the published eligibility criteria	
NVQ Level 3 Learning and Development	Four elements to be achieved and assessed over a 12 month period	To provide assurance that trainers are qualified to nationally agreed standards.	36 candidates	None Required
A1 Assessor Award	Four elements A.1.1.- 4 to be achieved	To ensure that workplace assessment is consistent and to a national standard.	120 x A1 Assessors	Potentially Assessors required for IPLDP and Crime Analysts,
Professional Qualifications	CIPD Facilities Management CIPFA CIMA ACCA AAT Health and Safety	Opportunity to gain formal qualifications as well as gain skills and knowledge to perform the job	23 Band D & C	None Required

4.0 Client Groups served

Business Groups, police officers and staff, special constabulary, and police authority define the client groups in the first instance. Within these groups the client can be further defined into functional groups, ranks and grades, employment categories and both internal and external stakeholders. The *primary consumer* or target group is identified in the eligibility criteria provided for all courses in the published MPS Training Prospectus.

Table 2: Client Groups for MPS Training

Client Group	Size	Development / Issues	Level of Interest	Alternative sources of provision	Anticipated Changes
<u>Stakeholders</u>					
<ul style="list-style-type: none"> MPA 	23 Members	To scrutinise and support the MPS	High – MPS Accountable to MPA for all areas of performance	None	None
<ul style="list-style-type: none"> ACPO 	42 Members	Leads and co-ordinates the strategic direction of the police service, also acts as client for commissioning training PNA, Design and Evaluation projects	High, accountable to the MPS for performance	None	None

Not Protectively Marked

Client Group	Size	Development / Issues	Level of Interest	Alternative sources of provision	Anticipated Changes
<ul style="list-style-type: none"> BOCU and OCU Commanders, 	98 Members	To provide a forum for the co-ordination of views for Training Boards, Training Managers senior decision makers and customers.	High, balancing new and existing training priorities across MPS and the resources to deliver it.	BOCU Business Manager	None
<ul style="list-style-type: none"> Staff Associations/ Police Federation. 	12 Associations MeTUS Police Federation	To provide an internal consultancy role for training and development opportunities by means of a Training Representative	High, primarily focused on access to training and Safety issues	Engaging with individual members of the community outside a collective forum	None
<ul style="list-style-type: none"> Training IAG 	8 Members	To engage in consultation regarding PNA, Design Evaluation and Delivery of training	High, considered good practice by APA, Citizen Focus, HMIC.	Direct consultation with staff	Formalisation of Terms of Reference

Client Group	Size	Development / Issues	Level of Interest	Alternative sources of provision	Anticipated Changes
Clients					
Uniform Policing	Approx, 24,236 officers	Good basic training, currently in process of migrating to IPLDP also continual programme of development driven by changes in legislation, safety and other skills based training such as driving	High, key to confirmation in the rank of Constable, to Territorial Policing & Safer Neighbourhoods performance	Other Constabularies	Development of e-learning modules by Centrex, training requirement prioritised and reviewed continuously.
PCSOs	Approx 2,099	Good basic training, skills based training for PCSOs	High, training seen as essential in performing & developing in the role.	Other Constabularies	PNA completed, training programme currently in the design stage. Includes recent updates in role profile and organisational requirements. Possible increase in powers awaits Home Office consideration.

Client Group	Size	Development / Issues	Level of Interest	Alternative sources of provision	Anticipated Changes
Special Constabulary	Approx 1070	Good basic training	High, training essential for graduation	Other Constabularies	Development of e-learning, training requirement prioritised and reviewed
Crime	Approx 6,700 officers	Good basic training from initial investigation to SIO and other specialist & skills based training areas	High, training seen as key to transferring in to the function and progressing within it	Centrex and other constabularies	Professionalising the Investigation Process is a major national initiative, and configured as project within corporate change programme
Tactical Support	Approx 3,219 officers	Good level of specialist training, includes, Public Order, Firearms, Dogs, Mounted, Marine Support, and Air Support and other skills based training	High, Training seen as an essential function in order to perform these specialist roles, there is a requirement to maintain a current status of training by a process of re-authorisation	Other Constabularies & government bodies such as the armed forces	The 2012 Olympic games will be a major influence on the training requirement for policing this event

Not Protectively Marked

Client Group	Size	Development / Issues	Level of Interest	Alternative sources of provision	Anticipated Changes
Police Staff	Approx 13,785	Corporate Induction programme, role specific and skills based training, professional development in specialist roles.	High, role specific training, generic training, professional qualification route seen as an essential function in professionalising of some police staff roles.	External Training Providers, CIPD, CIPFA, Centrex etc.	NVQ in Business Administration and Leadership Training
Managers	Approx 12,418 police officer and staff	Generic management training primarily for police officers first and second line managers, with some skills specific training for both officers and staff, also CLPF New Managers, CLDP for Band Cs, Chief Inspectors and above. Additional opportunities for the IDP for police staff, HPDS for officers and NVQ in Management.	High, pre-promotion course for officers and modularised skills based training provides further development opportunities	Centrex, external providers, and other constabularies	Leadership Academy to develop pre-promotion and Leadership training for both police officers and staff. Development of the Graduate Entrant Development programme-Leadership Development programme for officers from point of entry.

Client Group	Size	Development / Issues	Level of Interest	Alternative sources of provision	Anticipated Changes
Senior Managers	Approx 1,083	Specific career management programmes within the MPS for both police officers and police staff	High, seen as a key process for progressing to ACPO level, also for police staff.	Home office, NSCAS, Centrex and other external training providers	
External Clients,	Varies	Specialist Training and Services offered in collaborative ventures and for income generation involving clients both in the UK and overseas.	High, MPS specialist training is prestigious and brand name 'Hendon' is internationally recognised.	Centrex, other Constabularies, armed forces, external providers	Drive to benefit from income generation may see further developments in this area.

Not Protectively Marked

5.0 Marketing plan

The MPS advertises all its internally delivered courses in the MPS Prospectus. This is maintained by the Training Standards Unit (TSU) and details of the available courses are supplied by training providers primarily through the MPS Annual Training Plan in the first instance

5.1 Corporately delivered training:

The majority of corporately delivered training is marketed through the TSU this would include:

Driver, Leadership, IT, Crime Academy, Leadership, First Aid, Officer Safety Training, Extended Police Family and Trainer Training.

Training processed through the TSU is advertised via the MPS Training Circular. This document is produced every Friday and contains course trawls, course warnings (where individuals are being targeted i.e. promotion training) and adhoc training information. The training circular is circulated via email to training managers, training and HR units and to some duties offices. The list of recipients is periodically reviewed and adjusted as necessary to ensure it reaches the correct audience.

Training units disseminate this information throughout their OCUs by email and provide the TSU with appropriate nominations.

5.2 Specialist Training

Public Order training: - This is advertised via the MPS Training Circular and nominations are dealt with directly by the Specialist Training Unit

Other specialist training providers advertise what is available on their individual intranet sites. Most of the training is primarily aimed at their own specialist staff and identified needs and training requests are processed through line managers and the training unit. This includes Firearms, Specialist Crime and Specialist Operations training.

5.3 Local OCU delivered training

5.3.1 Mandatory training:

Training units monitor the OCU needs and schedule courses accordingly. These are advertised on the OCU intranet site, scheduled into team training days and/or emailed by the training unit to line managers/team supervisors to manage nominations.

5.3.2 Development training/opportunities:

These are marketed on the OCU intranet site, trawls emailed to staff or for the larger Directorates to the business groups within. Some of the Directorates i.e. Resources, have partnership agreements with other OCUs (CO4, SO12 and Strategy, Modernisation Performance Directorate (SMPD), (formally DCC7)) and include them in their marketing.

Not Protectively Marked

In addition to the above DOI utilise the plasma screens situated around Edinburgh House to advertise available course places.

Externally provided opportunities are also advertised on the OCU intranet site and applications are processed through the training units.

5.4 Other development opportunities and external qualifications

Career Management Unit provide a career management framework which include schemes such as:

- Bursary scheme
- Business Admin NVQ
- Career Management for Senior Managers
- Management Development
- IDP
- HPDS

These are marketed via the intranet on both their own site and corporate news, they also utilise The Job and HR Notices. Each has an application process, which they manage. The IPD and HPDS also have drop in sessions for potential candidates.

5.4.1 CIPD

CIPD is managed centrally by HR and advertised annually in HR Notices. Notification is also emailed to HR Managers in advance.

5.4.2 Professional Qualifications

Other professional qualifications i.e. Facilities management, Finance (Accountancy) and OH related are managed by the relevant Directorates. For example Finance - individuals apply through their own OCU to a central person within the Finance Directorate who advises a suitable provider. They use the intranet to market this and any continuous professional development opportunities.

5.4.3 Centrex:

This is managed by the TSU and the Centrex portfolio is marketed on the TSU intranet site. Applications are processed through the TSU.

5.4.4 Commissioners Leadership Programme:

This is advertised on the intranet and emailed to Training Managers; applications are processed through the Training Standards Unit.

Please refer to **Appendix 1** - Marketing Plan

Not Protectively Marked

6.0 Resources

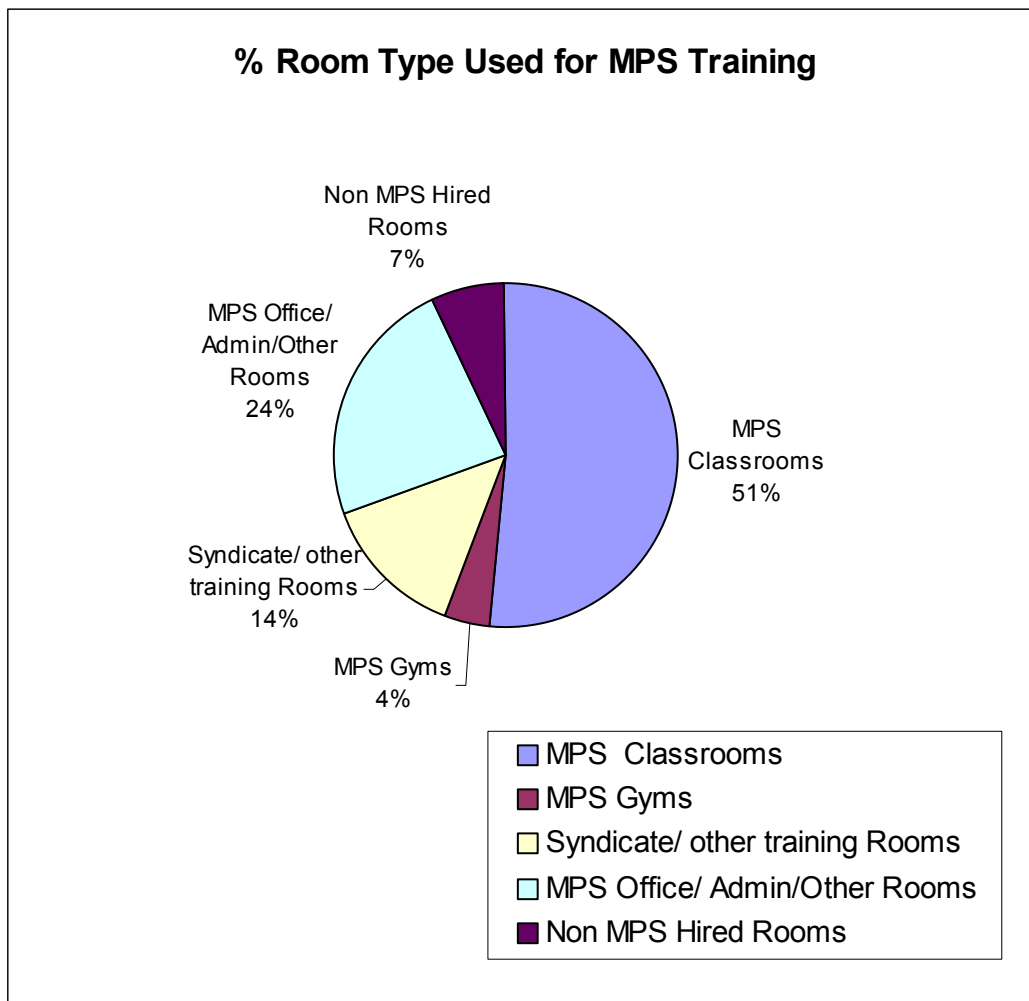
The charts and tables provide a summary of the anticipated resources required to deliver the plan:

- Table 3 and Fig 1- Total Premises submitted as used for Training
- Table 4 - Premises used broken down by OCU
- Table 5 and Fig 2- Staffing Levels submitted as working within Training Units
- Table 6 - Staffing Levels Used Broken down by OCU

Table 3 Total Premises submitted as used for Training

MPS Classrooms	MPS Gyms	Syndicate/ other training Rooms	MPS Office/ Admin/Other Rooms	Non MPS Hired Rooms	Total Rooms
346	27	93	160	47	673

Fig 1



Not Protectively Marked

Table 4: Premises used broken down by OCU

Training Delivery Sites	Total Staff per Site	MPS Classrooms	MPS Gyms	Syndicate/ other training Rooms	MPS Office/ Admin/ Other Rooms	Non MPS Hired Rooms	Total Rooms
HR							
Training Co-ordination Unit	3	4	3				7
S&H Risk Management Tm	3					1	1
Physical Training	6		2				2
Driver Training	93.8	9		1	47		57
First Aid Services	12	4	1				5
Recruit Training	147.2	97					97
Leadership Academy	35.2	9		6	21		36
Learning Support Unit	12	4		2	4		10
Professional Development	86.55	54		4			58
The Extended Police Family	31.94	7			8	1	16
DOR							
Catering	3	1		1	1		3
Finance	2	1		1			2
RPDU - DOR	4	1		1	1		3
PSD	10	1		1			2
CS-SIC							
DPS	6	1	3			2	6
SMPD	3.8			2			2
Diversity and CF	6.5					2	2
DOI							
Metcall IR & CB - DoI (4-1)	19	1		2			3
DoI T&D Unit - DoI (5-1)	3	1					1
IT School DoI (5-4)	83.3	33		3	26		62
CO							
Mounted Branch CO11(3)	5.5	1		3			4
Public Order CO11(1)(2)(3)	49						0
Specialist Support - (PO)	2	1			1		2
Strategic Command Trng Unit	7	2		2	1	8	13
Traffic Criminal Justice Unit	1.75	1					1
CO18(4) Operational Support	5	1		1	1	1	4
CO11 P0 Officer Safety	19	3	5				8
Territorial Support Group - CO	5						0
CO18(1) DTE	18	2					2
Force Firearms Unit	87						0
Traffic OCU - CO15	8.2	4			3	3	10
Transport OCU - CO17	5	2		2		1	5

Not Protectively Marked

Training Delivery Sites	Total Staff per Site	MPS Classrooms	MPS Gyms	Syndicate/ other training Rooms	MPS Office/ Admin/ Other Rooms	Non MPS Hired Rooms	Total Rooms
SCD							
SCD1 Homicide	12	5	1	1	6		13
SCD2(1), 2(2), 3, 12, 13, 14	1.4		3				3
SCD4 Non Technical Forensic	5						0
SCD5 Child Protection Group	5	2	1	1		2	6
SCD6 Economic & Specialist Crime	3	1					1
SCD7 Serious & Organised Crime	3	1					1
SCD8 Trident	3	1	2	1	3		7
SCD10/11	2	1					1
SCD11 Surveillance	8	3			3	1	7
SCD10(5) PNC Bureau	2	1			1		2
SCD11 (10)	0	1					1
SCD11(9)	0	1					1
SCD20 Crime Academy	92	30		38			68
SO							
SO18 AS - Heathrow	9					1	1
SO12 Special Branch	9	2					2
SO13 ATB Exhibits	4					1	1
SO14 Royalty Protection	4				1	2	3
SO13 ATB SEARCH	6				2	1	3
SO16 DPG	18	2	1		3	6	12
SO17 Palace of Westminster	3						0
SO13 ATB(SECC0)	0	1			1		2
TP							
Kensington & Chelsea BS	3	2	1				3
Westminster CW	9	3	1		1		5
Camden EK	8.5	2	1		1		4
Hammersmith & Fulham FH	3	1			1	1	3
Hackney GN	7	2	1		3		6
Tower Hamlets HT	8	1			4		5
Waltham Forest JC	5					1	1
Redbridge JI	3.6	2			1	1	4
Havering KD	4	3		1	3	1	8
Newham KF	5	2	1		2	1	6
Barking & Dagenham KG	5	1				1	2
Lambeth LX	5.4	2	1		1		4
Southwark MD	9	3	1	1			5

Not Protectively Marked

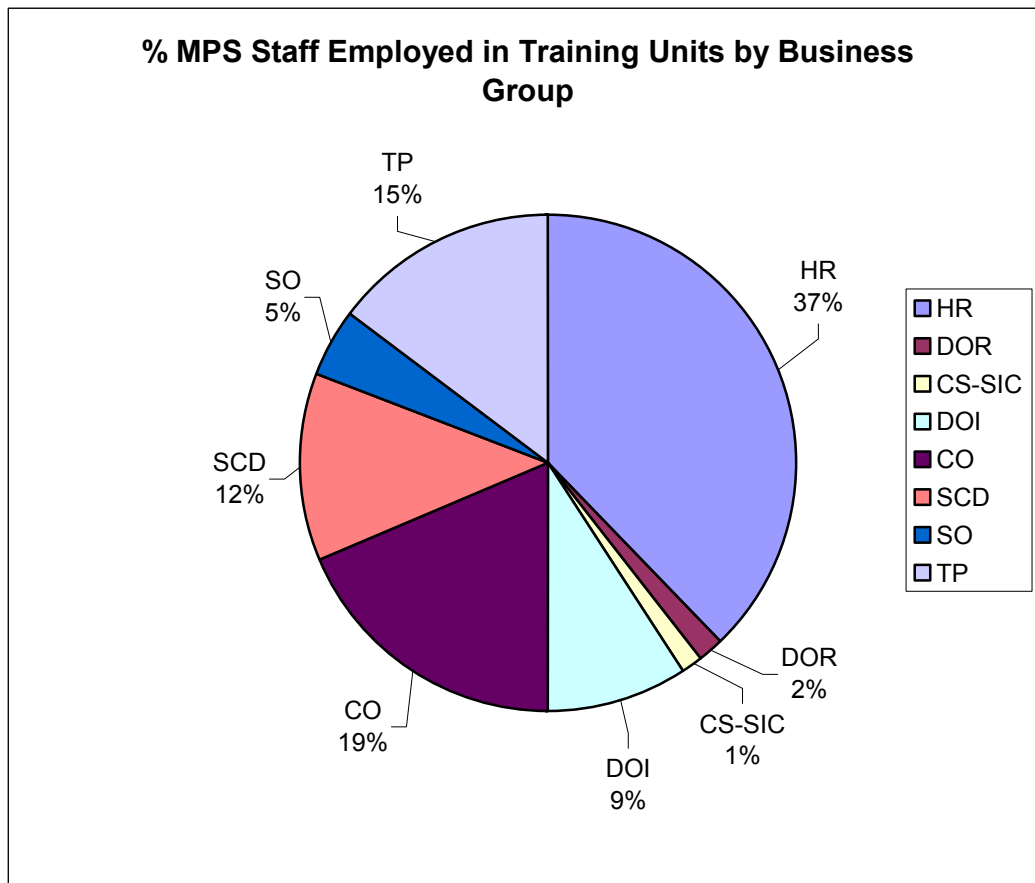
Training Delivery Sites	Total Staff per Site	MPS Classrooms	MPS Gyms	Syndicate/ other training Rooms	MPS	Non MPS Hired Rooms	Total Rooms
					Office/ Admin/ Other Rooms		
Islington NI	11	2		2		1	5
Lewisham PL	7	1	1		2		4
Bromley PY	5	1			1	1	3
Harrow QA	2	1	1				2
Brent QK	6	2	1		2		5
Greenwich RG	6.6	2			1	1	4
The Royal Parks Police	3	2	1				3
Bexley RY	3.51	1				1	2
Barnet SX	6	2		2		1	5
TP Crime	1	2				1	3
Richmond Upon Thames TW	4		1	1			2
Hounslow TX	2	1	1		2		4
Kingston Upon Thames VK	3	1		2			3
Merton VW	3		1	1			2
Wandsworth WW	2	2	1	2	1		6
Ealing XB	3	1					1
Hillingdon XH	2	2			2		4
Enfield YE	5	2			2		4
Haringey YR	7	1		2	1	1	5
Croydon ZD	5.75	1	1		1		3
Sutton ZT	3.6					1	1
Safer Neighbourhoods Unit	9.5	4			1		5
MPS Totals	1149.6	352	38	87	167	47	691

Not Protectively Marked

Table 5: Staffing Levels Submitted as Working within Training Units

HR	DOR	CS-SIC	DOI	CO	SCD	SO	TP	Total
430.69	19	16.3	105.3	212.45	136.4	53	169.96	1140.1

Fig 2



Not Protectively Marked

Table 6: Staffing Levels Broken Down by OCU

Figures do not include the use of occasional Trainers		Police Officers									Police Staff						
Training Delivery Sites	Total Staff per Site	PC	DC	PS	DS	Insp	DI	CI	DCI	D Sup	A	B	C	D	E	F	L-W
HR																	
Training Co-ordination Unit	3												1	1	1		
S&H Risk Management Tm	3											1		1			1
Physical Training	6												6				
Driver Training	93.8	52		11		3		1						23	2	2	
First Aid Services	12													12			
Recruit Training	147.2	91.8	2.2	40.6		7		1						1	2	2	
Leadership Academy	35.2	1		17		10		1						4.6	1.6		
Learning Support Unit	12	5		2		1						1		3			
Professional Development	86.55	50.6	0.6	9.4	1	4		1						5.6	4	10	
The Extended Police Family	31.94	10.6		4.7		2		1						13	0.5		
DOR																	
Catering	3																3

Not Protectively Marked

Figures do not include the use of occasional Trainers		Police Officers									Police Staff						
Training Delivery Sites	Total Staff per Site	PC	DC	PS	DS	Insp	DI	CI	DCI	D Sup	A	B	C	D	E	F	L-W
Finance	2													1			1
RPDU - DOR	4												1	2	1		
PSD	10														9		1
CS-SIC																	
DPS	6	2		1			1							1	1		
SMPD	3.8												1	1	1.8		
Diversity and CF	6.5	3		1.5									2				
DOI																	
Metcalf IR & CB - Dol (4-1)	19	6		2										11			
Dol T&D Unit - Dol (5-1)	3												1	1	1		
IT School Dol (5-4)	83.3	33		11		1						1	2.9	30	1	3	
CO																	
Mounted Branch CO11(3)	5.5	2		1		1										2	
Public Order CO11(1)(2)(3)	49	38		6		1		1							1	2	

Not Protectively Marked

Figures do not include the use of occasional Trainers		Police Officers										Police Staff					
Training Delivery Sites	Total Staff per Site	PC	DC	PS	DS	Insp	DI	CI	DCI	D Sup	A	B	C	D	E	F	L-W
Specialist Support - (PO)	2			1											1		
Strategic Command Trng Unit	7	4		1		1										1	
Traffic Criminal Justice Unit	1.75												1		0.8		
CO18(4) Operational Support	5	2		2										1			
CO11 P0 Officer Safety	19	16		2											1		
Territorial Support Group - CO	5	2		1		1									1		
CO18(1) DTE	18	12		3		1										2	
Force Firearms Unit	87	70		12		4		1									
Traffic OCU - CO15	8.2	6		1									0.2	1			

Not Protectively Marked

Figures do not include the use of occasional Trainers		Police Officers									Police Staff						
Training Delivery Sites	Total Staff per Site	PC	DC	PS	DS	Insp	DI	CI	DCI	D Sup	A	B	C	D	E	F	L-W
Transport OCU - CO17	5	3		1										1			
SCD																	
SCD1 Homicide	12	3	3	3											3		
SCD2(1), 2(2), 3, 12, 13, 14	1.4													1	0.4		
SCD4 Non Technical Forensic	5												1	3	1		
SCD5 Child Protection Group	5		4		1												
SCD6 Economic & Specialist Crime	3		1											1	1		
SCD7 Serious & Organised Crime	3		2											1			
SCD8 Trident	3		2		1												
SCD10/11	2													1	1		
SCD11 Surveillance	8		7		1												

Not Protectively Marked

Figures do not include the use of occasional Trainers		Police Officers									Police Staff						
Training Delivery Sites	Total Staff per Site	PC	DC	PS	DS	Insp	DI	CI	DCI	D Sup	A	B	C	D	E	F	L-W
SCD10(5) PNC Bureau	2													1	1		
SCD11 (10)	0																
SCD11(9)	0																
SCD20 Crime Academy	92		23		23		6		4	1		1	7	10	3	4	10
SO																	
SO18 AS - Heathrow	9	6		1		1									1		
SO12 Special Branch	9		2		3		1							2		1	
SO13 ATB Exhibits	4		1		1		1								1		
SO14 Royalty Protection	4	3		1													
SO13 ATB SEARCH	6	4		1		1											
SO16 DPG	18	14		2		1									1		
SO17 Palace of Westminster	3	1				1											1

Not Protectively Marked

Figures do not include the use of occasional Trainers		Police Officers									Police Staff						
Training Delivery Sites	Total Staff per Site	PC	DC	PS	DS	Insp	DI	CI	DCI	D Sup	A	B	C	D	E	F	L-W
SO13 ATB(SECC0)	0																
TP																	
Kensington & Chelsea BS	3	1		1											1		
Westminster CW	9	4		1		1								2	1		
Camden EK	8.5	3.5		1									1		3		
Hammersmith & Fulham FH	3	1		1											1		
Hackney GN	7	3		1		1									2		
Tower Hamlets HT	8	5	1			1									1		
Waltham Forest JC	5	2		1									1		1		
Redbridge JI	3.6	2		1											0.6		
Havering KD	4	2		1											1		
Newham KF	5	2												1	2		
Barking & Dagenham KG	5	3		1											1		
Lambeth LX	5.4	4													1.4		
Southwark MD	9	5		1									1	1	1		

Not Protectively Marked

Figures do not include the use of occasional Trainers		Police Officers										Police Staff					
Training Delivery Sites	Total Staff per Site	PC	DC	PS	DS	Insp	DI	CI	DCI	D Sup	A	B	C	D	E	F	L-W
Islington NI	11	5		2									1	1	2		
Lewisham PL	7	3											1	1	2		
Bromley PY	5	3		2													
Harrow QA	2	1.4											0.2	0.4			
Brent QK	6	3											1	1	1		
Greenwich RG	6.6	4		1		1									0.6		
The Royal Parks Police	3	2		1													
Bexley RY	3.51	1											0.7	0.8	1		
Barnet SX	6	2		1									1		2		
TP Crime	1		1														
Richmond Upon Thames TW	4	2		2													
Hounslow TX	2	2															
Kingston Upon Thames VK	3	2		1													
Merton VW	3	2		1													
Wandsworth WW	2	1		1													
Ealing XB	3	2		1													
Hillingdon XH	2	1		1													

Not Protectively Marked

Figures do not include the use of occasional Trainers		Police Officers									Police Staff						
Training Delivery Sites	Total Staff per Site	PC	DC	PS	DS	Insp	DI	CI	DCI	D Sup	A	B	C	D	E	F	L-W
Enfield YE	5	3		1											1		
Haringey YR	7	1		2									1	1	2		
Croyden ZD	5.75	3		1		1									0.8		
Sutton ZT	3.6			1										2	0.6		
Safer Neighbourhoods	9.5			6		3									0.5		
MPS Totals	1149.6	522	49.8	174	31	49	9	7	4	1	0	4	33	146	74.5	28	17

Not Protectively Marked

7.0 Structure for the delivery of Training Pan London

Table 7 shows a tabulated structure for the delivery of training planned for 2006/7 by Business Groups against Home Office Codes.

Table 7: Percentage of Training to be delivered within MPS Business Groups by Home Office Course categories.

	HR Training %	DOR Training %	DOI Training %	CS-SIC Training %	CO Training %	TP Training %	SO Training %	SCD Training %
AOP - Administrative And Other Professional Training	1	59	33	11	3	2	7	6
CEF - Public Access Training	0	0	23	0	0	0	0	0
HST - Health And Safety	4	6	1	22	21	52	32	11
INV - Investigative Skills Training	1	0	8	8	1	3	8	70
MAN - Management And Leadership Training	7	12	12	4	4	3	4	11
ODH - Operational Dogs And Handler Training	0	0	0	0	8	0	0	0
ODR - Operational Driver Training	7	0	0	0	0	1	0	0
ODM - Operational Motorcycle Training	1	0	0	0	0	1	0	0
OFR - Operational Firearm Training	0	0	0	0	34	0	16	0
OGN - General Operational Training	0	22	14	0	26	32	32	2
OTH - Other Training Inc Diversity	1	1	2	24	0	1	1	0
POR - Police Recruit Training	59	0	6	0	2	1	2	0
SCS - Operational Special Constables And Community Support Officers	19	0	1	0	1	5	0	0
Total %	100	100	100	100	100	100	100	100

Not Protectively Marked

8.0 Budget Reconciliation

Budgets		
HR		
Devolved Budget Total; inc police & staff pay, prems etc	27,812,748.96	
NVQ, Study Support Budget and Prof Quals etc	119,340.00	
	<hr/>	27,932,088.96
Directorate of Resources		
Devolved Budget Total; inc police & staff pay, prems etc	656,208.40	
Finance quals, H&S and Facilities Management	101,694.17	
	<hr/>	757,902.57
CS-SIC		
	927,038.40	
Directorate of Information	5,492,902.13	
Central Operations	18,812,468.60	
TP and TP Pan London	10,350,113.31	
Specialist Crime	10,095,698.17	
Specialist Operations	3,131,099.44	
	<hr/>	48,809,320.05
Devolved external training budget	4,592,137.16	
	<hr/>	4,592,137.16
Grand Total		* <u><u>82,091,448.78</u></u>

Not Protectively Marked

Total cost of Delivery (From Costing Model)			77,278,277.45
Corporate External Training	<u>4,592,137.16</u>	4,592,137.16	
<u>HR</u>			
HPDS	10,000.00		
Bursary Scheme	42,000.00		
CIPD	40,000.00		
NVQ Learning and Dev	18,840.00		
A1 Assessors	<u>8,500.00</u>		
		119,340.00	
<u>Resources</u>			
Finance Qualifications	36,718.17		
Health and Safety in Finance	24,676.00		
Facilities Management	<u>40,300.00</u>		
		<u>101,694.17</u>	
			4,813,171.33
Grand Total			* <u><u>82,091,448.78</u></u>

*Figures are based on 2005-6 expenditure as the budgets for 2006-7 have yet to be finalised.

Not Protectively Marked

9.0 Metropolitan Police Training and Development Improvement Plan 2006/07

9.1.1 Metropolitan Police Training and Development Improvement Plan 2006/07 - Context

9.1.1 The Training and Development Plan is a high level document, shown in Table 8, which provides a summary of the main intentions for 2006/07. Progress against planned training will be monitored by Training Management Board (TMB) with oversight by the MPA. Those responsible for the objectives/activities identified in the plan are all at ACPO level and are either members of, or represented at, TMB.

9.1.2 The plan was drawn up prior to final budget allocations being decided and at a stage in the annual cycle when many business plans are in the process of being finalised. It has therefore not always been possible to precisely define the resources that will eventually be allocated to each area. However, many of the objectives are noted as falling within the work programme for the identified units and will thus be absorbed within the resources already allocated. Other areas have not yet reached the stage where they could reasonably be costed, In both instances, a fuller assessment of the resource implications will be entered as budgetary detail allows the plan moves from "draft" to final.

9.1.3 Not all items can neatly be completed within any year. Consequently, the plan contains a number of ongoing items carried forward from FY05/06. This explains any discontinuity in numbering. This is a dynamic plan and new items for FY06/07 will be added as they arise.

Not Protectively Marked

Table 8: MPS Training and Development improvement Plan

Organisational Issues

Ref No	Source	Action / Objective	Owner	Milestones	Implementation Date	Resource Implications	Monitoring Arrangements
1/06	Central Authority	Implementation of organisational structure to support IPLDP.	DAC Roberts	Establishment of a programme board for IPLDP. Further milestones to be set by programme board to meet Deputy Commissioner's intention that IPLDP should be fully implemented over an 18 month period.	April 2006 October 2007	Contained within existing resources. Final implementation costs not fully calculable at this stage	TMB

Not Protectively Marked

Leadership and Management

Ref No	Source	Action / Objective	Owner	Milestones	Implementation Date	Resource Implications	Monitoring Arrangements
3/05	MPS Operational	To establish a new academy brigading Leadership and Management under the "Together" theme.	Mr Griffiths	Establishment	April 2006	Mainly resourced through re-brigading of existing units/activities.	TMB

Not Protectively Marked

Diversity

Ref No	Source	Action / Objective	Owner	Milestones	Implementation Date	Resource Implications	Monitoring Arrangements
7/05	RRAA requirement	To ensure that RRAA relevant data is captured within Met HR	Director of HR Services	Manual system in place Integration into MetHR	In place Dates dependent on software development and implementation	Undertaken by current HR staff	Data analysed and presented to TMB quarterly
2/06	MPS Diversity Directorate Action Plan	Delivery of effective race and diversity learning and development	Director of Diversity	Strategy adjusted to take account of Police Race and Diversity Development Programme	Ongoing	Awaits	Diversity Board and TMB

Not Protectively Marked

Best Value Review (Training)

Ref No	Source	Action / Objective	Owner	Milestones	Implementation Date	Resource Implications	Monitoring Arrangements
11/05	Best Value Review of Training	That a business case is made for the development of Training Delivery Centres	Director of Training and Development	MPS training estate and new requirements being scoped by Property Services. To be pursued in conjunction with IPLDP requirements.	2006/07	N/K	TMB/MPA HR and Resources Committees

Not Protectively Marked

Performance Development Review

Ref No	Source	Action / Objective	Owner	Milestones	Implementation Date	Resource Implications	Monitoring Arrangements
12/05	Morris Enquiry	OCU commanders and departmental managers ensure that the officers and staff for whom they are responsible for receive the training they need to do their jobs through effective use of the PDR system as a management tool.	Head of HR	Active monitoring and inspection of PDRs	In place and ongoing	Inspected by HR Evaluation Unit. No additional resources required.	HR Board/TMB

Not Protectively Marked

Training Policies, Processes and Procedures

Ref No	Source	Action / Objective	Owner	Milestones	Implementation Date	Resource Implications	Monitoring Arrangements
15/05	Training Management Board	Undertake a continuing programme of Evaluations and Reviews of the MPS training function as agreed by TMB	Director of Training and Development	Ongoing programme updated on 6 monthly intervals.	Programme submitted to TMB for approval. All reports available for scrutiny	Absorbed within existing TSU resources.	TMB
16/05	Training Management Board	Training Boards should review the business need that drives training requirements within their respective business groups to ensure that the required outcomes are met. <i>*Drivers are organisational</i>	Training Board Chairs	Quarterly reviews	In line with TMB meeting dates 2006/07	No extra resource implications.	TMB

Not Protectively Marked

Ref No	Source	Action / Objective	Owner	Milestones	Implementation Date	Resource Implications	Monitoring Arrangements
		<i>and legislative change as well as outcomes of evaluations and reviews above</i>					
17/05	Training Management Board	Training Boards to be accountable for all training and development matters within their business groups.	Training Board Chairs	Reinforced at each TMB meeting through challenges from Chair	Ongoing	No extra resource implications.	TMB
18/05	HO Circular	To develop the ability to use the National Costing Model data in support of training decisions.	Director of Training and Development	Revised software tested through validation data set Application of NCM (T) to new training proposals	Complete 2005 FY2006/07	Absorbed within existing TSU resources.	TMB

Not Protectively Marked

Ref No	Source	Action / Objective	Owner	Milestones	Implementation Date	Resource Implications	Monitoring Arrangements
19/05	LSU strategy/vision	Enhance the learning opportunities available to training deliverers	Director of Training and Development	Introduction of training in assessment, PNA and Evaluation CPD seminars for trainers	Implemented To be Confirmed	Existing resources	TMB
20/05	Originally from CALT Business Plan	Implement an effective MPS domain structure within a managed learning environment.	Director of Training and Development	NCALT to establish MPS domain Recruitment of MPS domain management Team	Established Apr 2006	Domain structure funded outside MPS Funding identified from within DTD resources	TMB
21/05	Directorate of Training and Development Business Plan	To align MPS Trainer development provision with the emerging National Training Strategy.	Director of Training and Development	National agreement on new role profiles Establishment of MPS provision to reflect revised role profiles	Complete Core module implemented Jan 2006. Additional modules roll out over 2006/7	Absorbed within LSU resources for 2006/07	TMB

Not Protectively Marked

Ref No	Source	Action / Objective	Owner	Milestones	Implementation Date	Resource Implications	Monitoring Arrangements
22/05	HR Business and Resources Plan	Health and Safety Branch to conduct a review of health and safety training in conjunction with the Directorate of Training and Development.	Director OH	Publication of review	New PNA complete April 2006 Decisions and implementation of agreed changes Aug 2006	Absorbed within H&S Branch and TSU resources.	TMB
23/05	LSU strategy/vision	To develop professional support for the Training Manager function	Director of Training and Development	Design and delivery of induction package	To be in place by Jan 2007 although priority remains equipping trainers for IPLDP.	Absorbed within existing TSU resources.	TMB

Not Protectively Marked

10.0 Reporting and Monitoring

10.1 The Training Standards Unit (TSU)

The Training Standards Unit (TSU) works to measure and improve training, to ensure that training is both efficient and effective in developing the performance of the MPS.

The TSU carries out large scale projects commissioned by clients or sponsoring managers, undertakes reviews and audits of training providers, and provides a consultancy service to give advice and support on Evaluation of Training, Quality Assurance (including Models for Learning (MfL)), and Assessments of Training.

The TSU operates in *four* areas:

10.1.1 Quality Assurance: To ensure that the processes and procedures for delivering training perform efficiently and effectively. The Quality Assurance Team publishes MPS performance data against training performance targets for the delivery training on a quarterly basis. The performance targets are set out at the Business Group planning stage and published in the local Business Plans and in the Annual Costed Training Plan. The MPS Training Quarterly Management Report (TQMR) is produced on a three monthly basis, enabling MPS training to be strategically viewed and compared within specific Business Groups, against fixed and pre-defined performance indicators.

Recommendations of the Best Value Review of Training, produced in February 2003, included the introduction of National Performance Measures for all MPS Training to ensure the efficient use of training resources across the Service.

Comparisons identified within these reports include: -

- Student Training Days;
- Evaluation of Training;
- Cost of Training.

Data contained within these reports is obtained from Training Managers and Providers; the Cost of Training is taken from data supplied from the MPS Annual Training Plan.

Not Protectively Marked

The performance measures within the Training Quarterly Management Report (TQMR) are listed below:-

Number of Student Days Planned this year
Progress against target
Planned Student Days
Expected Student Days
Attended Student Days
Dedicated Trainer Days
No. of Events
MPS Evaluation level 1
MPS Evaluation level 2
Course Satisfaction Reached target
% Course Satisfaction data returned
Trainer Satisfaction Reached target
% Trainer Satisfaction data returned
Assessments
Planned / Expected %
Planned / Attended %
Expected / Attended %
Total Trainer Days
Average Class Size
% Evaluation Level 1
%Evaluation Level 2

10.1.2 Training Reviews: - One of the roles of the Training Standards Unit is to review the training provided at the 75 plus training sites in the MPS. To this end, a programme of reviews is in place whereby all the sites will be visited. Using the above data, a scoring process is applied to the performance of a Business Group Training Unit. This enables a targeted review process, approved by Training Management Board. A formal review is undertaken, through a process of a pre-site questionnaire and a site visit. The resulting report is intended to improve performance by providing recommendations for improvement, which are monitored by the Training Boards and Training Management Board.

10.1.3 Training Evaluations: - The Training Standards Unit, in accordance with the MPS Training Evaluation Strategy, undertakes corporate training evaluations. The purpose of evaluations is to measure and improve the effectiveness and efficiency of training, and to enable training to develop the performance of the Service.

The Training Evaluation Strategy uses the Kirkpatrick four level models to define the evaluation responsibilities of different areas and groups. This

Not Protectively Marked

provides a common measure shared by other police organisations and allows for benchmarking and comparative analysis.

Level 1	Reaction	To what extent is the training process helping or hindering peoples' learning?
Level 2	Learning	What learning has taken place? To what extent have the objectives of the training been met?
Level 3	Application	To what extent has the training contributed to the improvement of peoples' performance in the Workplace?
Level 4	Results	To what extent has the training made an impact on MPS performance? What has been the ultimate impact of the training?

Training deliverers are responsible for undertaking evaluation at Kirkpatrick Level 1 and 2, Line managers are responsible for evaluation at Kirkpatrick Level 3. MPS Training Evaluators may be commissioned to undertake corporate evaluations at Levels 1 to 4, in accordance with national guidelines. Evaluation projects will be completed on request of a client and/or sponsor. This will usually be the relevant training board. Those who commission evaluations should be at a sufficiently high level in order to implement any resulting recommendations.

10.1.4 Assessment: The Examinations Unit within the Training Standards Unit has developed and maintains a question bank of thousands of multiple choice questions and provides an independent examination for the integrated assessment processes within the IPLDP, foundation, and other corporate MPS training where there is a requirement to assess students. The primary client is the MPS however, opportunities have arisen for a limited amount of Income Generation where the unit supplies examinations and invigilators to some Constabularies.

Appendix

Appendix 1 – Marketing Plan

Appendix 2 – Detailed Costed Delivery Plan (on separate document)

Appendix 3 – Overall Cost of Training (on separate document)

Appendix 1**Marketing Plan for Training**

Home Office Code	Product Group	Target	Marketing Method
<u>APO1</u>	Corporate Police Staff Induction Process	PCSOs, DDOs SROs, Volunteers, and other police staff.	Intranet, e-mail to Training Managers.
<u>AP03</u>	NSPIS Airwave NSPIS Case CJU	All police officers and staff who are required to use radios in their roles.	Training Prospectus, Training Circular
<u>AP099</u>	Generic IT Skills Personal Development Trainer Development Generic skills based training	All new and existing trainers. Individuals requiring specific IT instruction and development on application	Training Prospectus, Training Circular, Local training via local intranet and e-mail circulars
<u>CEF01</u>	CAD/PNC CAD Controller	All newly selected MetCall staff and controllers	Training Prospectus, Training Circular
<u>CEF03</u>	SRO initial and continuation training	All newly selected and existing SRO staff	On joining and Training Prospectus, Training Circular
<u>CEF04</u>	Telephone Intelligence Bureau training, TIB training and development programme	All newly selected and existing staff	Training Prospectus, Training Circular
<u>CEF99</u>	CADMIS, Special Operations Room, Mobile Data Terminal PNC/CAD	Staff within a public access role	Training Prospectus, Training Circular

Home Office Code	Product Group	Target	Marketing Method
<u>HST01</u>	Emergency Life Support	Compliance with H&S legislation	Training Prospectus, Training Circular, Local training via local intranet and e-mail circulars
<u>HST03</u>	Manual Handling	New and existing police officers and staff	Local training – via intranet and e-mail circulars
<u>HST04</u>	Officer Safety Training	MSC, DDO, PCSOs, Custody Nurses, Police Officers, Forensic Staff	Training Prospectus, Training Circular, Local training via local intranet and e-mail circulars
<u>HST05</u>	Risk Assessment, Dynamic Risk Assessment, Trainers Risk Assessment, Risk Assessor	MPS H & S trainers, police officers and police staff	Local training via local intranet and e-mail circulars
<u>HST99</u>	First Aid at Work, Policing Safely, Supervising Safely, H&S training for specialist function, Fire Training	Police Officers and Staff and those undertaking specialist roles	Training Prospectus, Training Circular, Local training via local intranet and e-mail circulars
<u>INV01-09</u> <u>INV99</u>	Investigative Training, includes surveillance, crime analyst, CRIS/CRIMINT, forensic etc	Police and Police staff engaged in the specialist investigation of crime	Training Prospectus and Training Circular
<u>MAN01-03</u>	Management and Leadership Training	Sergeants and Inspectors on promotion, Bands Ds and above, CIs and above	Training Prospectus, Training Circular,

Not Protectively Marked

Home Office Code	Product Group	Target	Marketing Method
<u>MAN04-05</u>	Public Order CADRE, Advanced Public Order, DSO, ACPO Public Order, Silver Command Training	Chief Inspectors and above who police major public order events	Training Prospectus, Training Circular,
<u>MAN99</u>	General Management, Leadership and skill based supervisory training	Police Officer and Police Staff managers	Training Prospectus, Training Circular,
<u>ODH01 -03</u>	General Dog Handling Skills, and Specialist Dog Handling Skills	Existing and newly selected police dog handlers	Training Prospectus, Training Circular,
<u>ODM01-04</u> <u>ODM99</u>	Standard, Advanced and Specialist Motorcycle training	Uniform and CID,	Training Prospectus, Training Circular,
<u>ODR01-02</u>	Standards and Advanced Car Driver Training	Uniform & CID	Training Prospectus, Training Circular,
<u>ODR04</u>	National Protection Driver Training	Advanced Drivers, Uniform, CID & Police Staff, Government Car Service	Training Prospectus, Training Circular,
<u>ODR99</u>	Specialist Training (Non – Specific)	Uniform and CID	Training Prospectus, Training Circular, Local training via local intranet and e-mail circulars
<u>OFR01</u>	Initial Firearms training	Uniform and CID	CO19 intranet site
<u>OFR03-04</u>	Initial Rifle and Refresher	Authorised Firearms Officers	CO19 intranet site

Home Office Code	Product Group	Target	Marketing Method
	training		
<u>OFR05-06</u>	National VIP Close Protection, Reactive, Initial Overt, and Residential Protection Officers training and associated refresher training	Newly selected and existing Close Protection officers	CO19 intranet site
<u>OFR099</u>	National and Specialist Firearms Instructor, and specialist training	Selected Firearms Instructors & AFOs	CO19 intranet site
<u>OGN02-03</u> <u>OGN10</u>	Sergeants Custody & Refresher	Uniform Sergeants on Promotion	Training Prospectus, Training Circular,
<u>OGN07-09</u> <u>OGN99</u>	Public Order, IT Systems.	Uniform, PCSOs, and police staff in specific roles	Training Prospectus, Training Circular,
<u>OTH01</u>	Diversity Training, Disability, DDA, RRAA, Citizen Focus	All police officers and staff	Training Prospectus, Training Circular, Local training via local intranet and e-mail circulars
<u>OTH99</u>	Transfers and Rejoiners, Return from Career Break, First Contact, Training Reps	Police Officers and Staff who have returned from a break from the organisation, and those undertaking representational and workplace support roles.	Training Prospectus, Training Circular, Local training via local intranet and e-mail circulars

Home Office Code	Product Group	Target	Marketing Method
<u>POR01-02</u> <u>POR99</u>	Student Officer Foundation Training, IPLDP, and modules	Student Police Officer and Police Probationers	On joining and via local intranet and e-mail circulars
SCS01-02 SCS99	Foundation and skills based training for MSC officers, PCSOs, and volunteers	PCSOs MSC, DDOs and volunteers	On joining and via local intranet and e-mail circulars

Marketing Plan for Services and Development Opportunities

Product	Target	Marketing Method
<p>Performance Needs Analysis and Training Design To manage a structured guidance programme & quality approval process for customers who require a needs analysis to be undertaken or a training programme to be designed</p>	<p>Director of Training and Development, Training Management Board Business Group Training Boards</p>	<p>Through Training Standards Unit intranet site, also through personal representation on Working Groups, and Training Boards</p>
<p>Assessment To use multiple-choice examinations to assess the knowledge of each individual, and provide feedback on areas for improvement.</p>	<p>HR Training and Development</p>	<p>Through Training Standards Unit intranet site</p>
<p>Evaluation To carry out research to improve the impact of training on people, on their work performance, and on the organisational performance of the MPS.</p>	<p>Director of Training and Development, Training Management Board Business Group Training Boards</p>	<p>Through Training Standards Unit intranet site, also through personal representation on Working Groups, and Training Boards</p>
<p>Quality Assurance Training Reviews To ensure that the processes and procedures for delivering training perform efficiently and effectively. Produces corporate QMR reports on training performance for monitoring at HR Board</p>	<p>Director of Training and Development, Training Management Board Business Group Training Boards</p>	<p>Through Training Standards Unit intranet site, and through targeted prioritisation</p>

Product	Target	Marketing Method
High Potential Development schemes to identify candidates of high potential and develop them into high calibre future leaders;	Pan MPS Business Groups, Police Officers	Career Management Unit website, intranet and HR Notices
Graduate Development Programme 3 Year Leadership Development Programme	Pan MPS Business Groups, Police Officers and Police Staff	Career Management Unit website, intranet and HR Notices
Bursary Scheme Sponsorships for staff for courses of study which lead to a recognised higher and further academic qualification	Pan MPS Business Groups, Police Officers and Police Staff	Career Management Unit website, intranet and HR Notices
Police Staff Management Development Introductory Certificate in Management Level 3 (CMI) Level 3 NVQ in Management (ILM) Level 3 Certificate in Coaching (ILM) Level 4 Introductory Diploma in Management (CMI) Management Essentials (CMI) Level 4 NVQ in Management (ILM) Professional Certificate in Management (OU)	Police Staff Pan MPS Business Groups	Career Management Unit website, intranet and HR Notices
NVQ in Business Administration Levels 3 & 4 A Technical Certificate in Administration, and Key Skills – mandatory Key Skills; Communication and Application of Number	Police Staff Pan MPS Business Groups	Career Management Unit website, intranet and HR Notices
NVQ Level 3 Learning and Development Four elements to be achieved and assessed over a 12 month period	Police Officers and Staff in training roles Pan MPS Business Groups	Training Prospectus, Training Circular, Learning Support Unit website, newsletter and Training Managers Seminars

Product	Target	Marketing Method
A1 Assessor Award Four elements A.1.1.- 4 to be achieved	Police Officers and Staff Pan MPS Business Groups	Training Prospectus, Training Circular, Learning Support Unit website, newsletter and Training Managers Seminars
Professional Qualifications CIPD Facilities Management CIPFA CIMA ACCA AAT Health and Safety IOSH/NEBOSH	Police Staff Pan MPS Business Groups, Some police officers who undertake specialist Health and Safety roles.	HR Notices, Business Group website, intranet site
Centrex Portfolio of courses and services	Police Officers and Staff Pan MPS Business Groups	Training Standards Unit website

APPENDIX 2

Annual Costed Training Plan

Contents		
Format	Title	Number of Pages
Table	Home Office Course Groups	4
Table	HR ACTP 2006-7	4
Pie Chart	HR Student Training Days	1
Table	DOR ACTP 2006-7	2
Pie Chart	DOR Student Training Days	1
Table	CS - SIC ACTP 2006-7	2
Pie Chart	CS - SIC Student Training Days	1
Table	DOI ACTP 2006-7	3
Pie Chart	DOI Student Training Days	1
Table	CO ACTP 2006-7	8
Pie Chart	CO Student Training Days	1
Table	TP ACTP 2006-7	17
Pie Chart	TP Student Training Days	1
Table	SCD ACTP 2006-7	6
Pie Chart	SCD Student Training Days	1
Table	SO ACTP 2006-7	5
Pie Chart	SO Student Training Days	1

Home Office Training Course Categories

The data gathered for this plan has been grouped and analysed by new categories recommended by the HO circular 44/2005 the descriptions of these are detailed below.

Home Office Training Course Categories

Group	Group Description	Group Code	Course Code	Description
OPERATIONAL DRIVER TRAINING	All courses which teach driving skills in vehicles other than those with two wheels. It covers all levels of driver training for any police purpose. It includes specialist vehicles and general police transport (vans, minibuses, horseboxes, etc.). It only covers training related directly to driving skills: e.g. it does not include specific training in traffic law for traffic officers.	ODR	ODR-01	STANDARD CAR DRIVING
		ODR	ODR-02	ADVANCED CAR DRIVING
		ODR	ODR-03	ADVANCED CAR DRIVING REFRESHER
		ODR	ODR-04	CLOSE PROTECTION DRIVING
		ODR	ODR-05	TACTICAL PURSUIT AND CONTAINMENT
		ODR	ODR-99	OTHER OPERATIONAL DRIVER TRAINING
OPERATIONAL MOTORCYCLE TRAINING	All courses that teach driving skills for any police purpose on two wheeled vehicles.	ODM	ODM-01	STANDARD MOTORCYCLE
		ODM	ODM-02	ADVANCED MOTORCYCLE
		ODM	ODM-03	ADVANCED MOTORCYCLE REFRESHER
		ODM	ODM-99	OTHER OPERATIONAL MOTORCYCLE TRAINING
OPERATIONAL FIREARMS TRAINING	All formal training directly related to the use of firearms including baton guns but excluding the management of firearms situations.	OFR	OFR-01	INITIAL FIREARMS
		OFR	OFR-02	FIREARMS REFRESHER
		OFR	OFR-03	INITIAL RIFLE
		OFR	OFR-04	RIFLE REFRESHER
		OFR	OFR-05	CLOSE PROTECTION
		OFR	OFR-06	CLOSE PROTECTION REFRESHER
		OFR	OFR-07	DYNAMIC ENTRY
		OFR	OFR-08	ARMED RESPONSE VEHICLE DRIVER
		OFR	OFR-99	OTHER OPERATIONAL FIREARMS TRAINING
OPERATIONAL DOGS AND HANDLER TRAINING	This covers the formal training of dogs and the teaching of dog handling skills.	ODH	ODH-01	BASIC DOG HANDLER
		ODH	ODH-02	FIREARMS SUPPORT DOGS
		ODH	ODH-03	DRUGS DOGS
		ODH	ODH-99	OTHER OPERATIONAL DOGS AND HANDLER TRAINING

Group	Group Description	Group Code	Course Code	Description
GENERAL OPERATIONAL TRAINING	Formal courses providing operational skills to any members of staff , including training in the use of operational software and equipment, that does not fall into one of the other operational categories.	OGN	OGN-01	TRAFFIC LAW
		OGN	OGN-02	CUSTODY OFFICER
		OGN	OGN-03	CUSTODY SERGEANT
		OGN	OGN-04	PSU BASIC
		OGN	OGN-05	PSU ADVANCED
		OGN	OGN-06	PSU REFRESHER
		OGN	OGN-07	METHOD OF ENTRY
		OGN	OGN-08	CBRN
		OGN	OGN-09	PNC FOR OPERATIONAL STAFF
		OGN	OGN-10	NSPIS FOR CUSTODY STAFF
		OGN	OGN-99	OTHER GENERAL OPERATIONAL TRAINING
OPERATIONAL – SPECIAL CONSTABLES AND COMMUNITY SUPPORT OFFICERS	Courses specifically designed for initial or specialist training of special constables and community support officers (including traffic wardens). More general courses which cover these staff as well as police officers and/or police staff should be categorised according to the purpose of the course.	SCS	SCS-01	INITIAL SPECIAL CONSTABLES COURSE
		SCS	SCS-02	PCSO BASIC TRAINING
		SCS	SCS-99	OTHER OPERATIONAL: SPECIAL CONSTABLES AND COMMUNITY SUPPORT OFFICERS
INVESTIGATIVE SKILLS TRAINING	All formal training courses related to evidence gathering and investigative skills, including scientific investigation, interviewing suspects and witnesses, and use of specialised software and equipment.	INV	INV-01	EXHIBITS OFFICER
		INV	INV-02	HOLMES INITIAL
		INV	INV-03	HOLMES REFRESHER
		INV	INV-04	HOLMES SUPERVISOR
		INV	INV-05	ICIDP
		INV	INV-06	PEACE
		INV	INV-07	SURVEILLANCE
		INV	INV-08	INFORMANT HANDLING
		INV	INV-09	FAMILY LIAISON OFFICERS
		INV	INV-99	OTHER INVESTIGATIVE SKILLS TRAINING

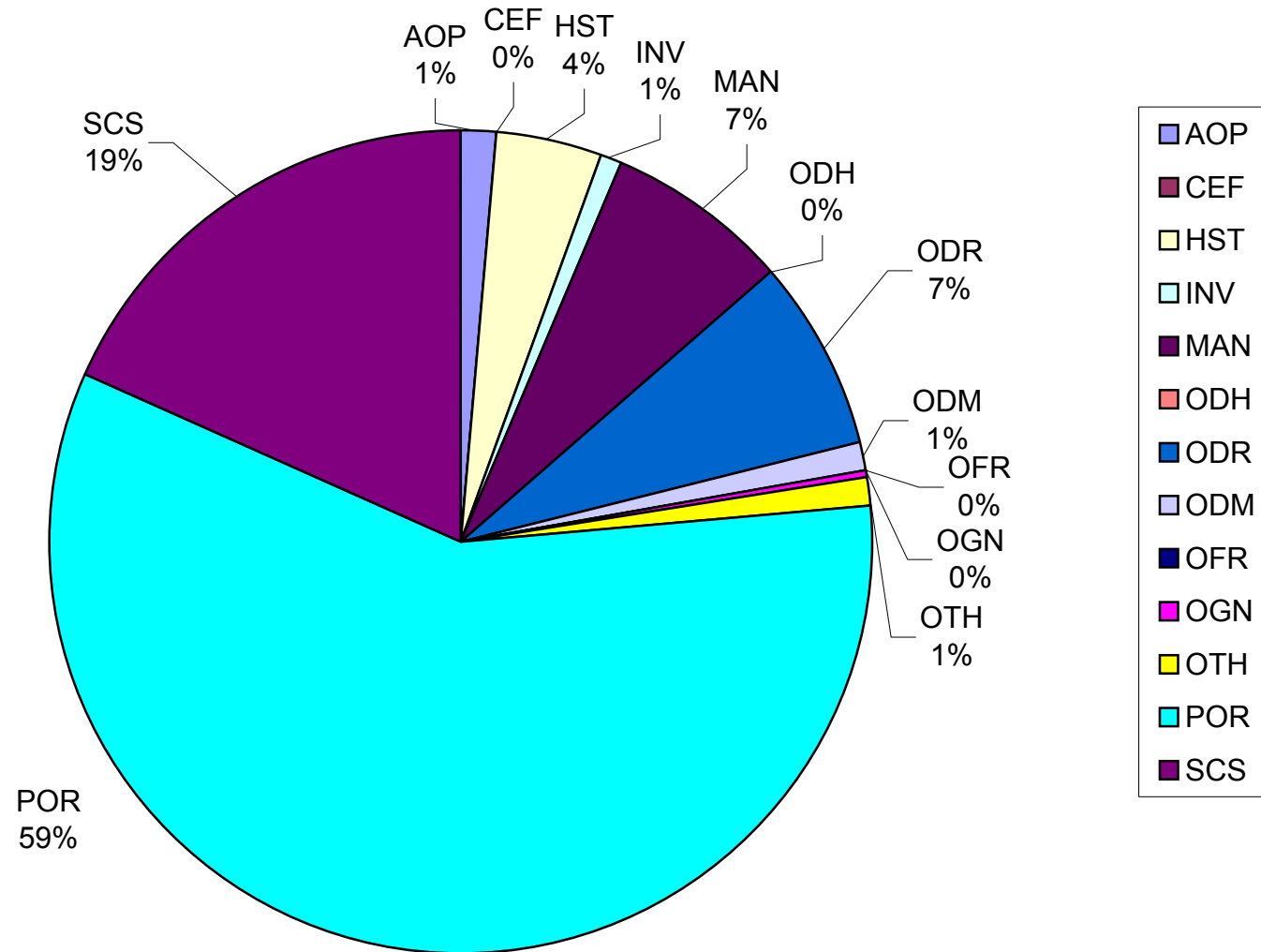
Group	Group Description	Group Code	Course Code	Description
PUBLIC ACCESS TRAINING (CONTROL ROOM, ENQUIRY CENTRE AND FRONT DESK TRAINING)	This covers courses providing the specialist skills required by staff working in control rooms, enquiry centres and on front desks including the use of software systems and specialist equipment.	CEF	CEF-01	BASIC CONTROL ROOM OPERATOR
		CEF	CEF-02	BASIC ENQUIRY CENTRE OPERATOR
		CEF	CEF-03	BASIC FRONT COUNTER STAFF
		CEF	CEF-04	CONTROL ROOM AND ENQUIRY CENTRE SUPERVISOR
		CEF	CEF-99	OTHER PUBLIC ACCESS TRAINING
MANAGEMENT AND LEADERSHIP TRAINING	This category is for courses that provide management and leadership skills, both general and specific, to all management and supervisory staff, including incident management training.	MAN	MAN-01	TRAINING ON PROMOTION TO SERGEANT
		MAN	MAN-02	TRAINING ON PROMOTION TO INSPECTOR
		MAN	MAN-03	LEADERSHIP SKILLS FOR POLICE STAFF
		MAN	MAN-04	INCIDENT COMMANDER
		MAN	MAN-05	SILVER COMMANDER
		MAN	MAN-06	PSU SUPERVISORS
		MAN	MAN-07	DMS/NVQ IN MANAGEMENT
		MAN	MAN-99	OTHER MANAGEMENT AND LEADERSHIP TRAINING
HEALTH AND SAFETY TRAINING	Formal training courses specifically related to the health and safety of staff including first aid training and risk assessment.	HST	HST-01	INITIAL FIRST AID
		HST	HST-02	FIRST AID REFRESHER
		HST	HST-03	MANUAL HANDLING
		HST	HST-04	OFFICER SAFETY
		HST	HST-05	OPERATIONAL RISK ASSESSMENT
		HST	HST-99	OTHER HEALTH AND SAFETY TRAINING
POLICE OFFICER RECRUIT TRAINING	This covers the training in basic police skills given to new recruits and probationers.	POR	POR-01	IPLDP
		POR	POR-02	TUTOR CONSTABLE
		POR	POR-99	OTHER POLICE OFFICER RECRUIT TRAINING
ADMINISTRATIVE AND OTHER PROFESSIONAL TRAINING	This category is for training courses providing administrative and non-operational professional skills to any members of staff, including the use of appropriate software systems and equipment.	AOP	AOP-01	POLICE STAFF INDUCTION
		AOP	AOP-02	CRIMINAL JUSTICE STAFF BASIC TRAINING
		AOP	AOP-03	NSPIS FOR CRIMINAL JUSTICE STAFF
		AOP	AOP-04	PNC BUREAU STAFF TRAINING
		AOP	AOP-05	ECDL
		AOP	AOP-99	OTHER ADMINISTRATIVE AND OTHER PROFESSIONAL TRAINING
OTHER TRAINING	This covers any formal, non-operational, training which does not fit into one of the other groups.	OTH	OTH-01	DIVERSITY TRAINING
		OTH	OTH-02	PRE-RETIREMENT COURSE
		OTH	OTH-99	OTHER TRAINING

HR ACTP 2006/7														
Please note: Police Officer training numbers have increased to 2,000 recruits and 1,500 PCSOs since the submission of each HR training unit's training plans														
Local Code	HO Code	Courses	Preparation	Delivery	Closure	Support	Total	Courses Planned	Cost of Course	No Students	Cost per student per Course	Duration	cost per Student Day	Annual student days
Tr. Type: PP13-C - Training Co-ordination Unit Training														
C1-MPS-GN1	HST-04	OST Phase 1	325.02	2,925.18	169.01	15,720.50	19,139.71	6	3,189.95	24	132.91	1.00	132.91	144
C10-MPS-GN	HST-04	OST Phase 2	325.02	2,925.18	169.01	15,720.50	19,139.71	6	3,189.95	24	132.91	1.00	132.91	144
C11-MPS-GP	HST-01	ELS	812.55	2,860.18	390.02	18,679.31	22,742.06	15	1,516.14	12	126.34	1.00	126.34	180
C12-MPS-GN	HST-99	Policing Safely	541.70	1,625.10	260.02	11,157.79	13,584.61	10	1,358.46	12	113.21	1.00	113.21	120
C13-MPS-GN	HST-99	Supervising Safely	541.70	1,625.10	260.02	11,157.79	13,584.61	10	1,358.46	12	113.21	1.00	113.21	120
C14-HR3(13)	HST-03	Manual Handling	186.72	1,167.00	210.06	7,189.79	8,753.57	15	583.57	20	29.18	0.50	58.36	150
C15-GN155	AOP-01	HR Induction	96.60	371.55	96.60	2,596.60	3,161.36	5	632.27	10	63.23	0.50	126.45	25
C16-HR3(13)	AOP-99	Minute Taking	96.60	557.32	96.60	3,450.71	4,201.24	5	840.25	12	70.02	1.00	70.02	60
		Total	2,925.91	14,056.61	1,651.34	85,672.99	104,306.87	72.00						943
Tr. Type: PP14-C - Health & Safety Branch Training														
C1-EL011	HST-99	Policing Safely	0.00	20,000.00	0.00	11,058.00	31,058.00	4	7,764.50	12	647.04	5.00	129.41	240
C10-EL012	HST-99	Supervising Safely	0.00	12,000.00	0.00	6,634.80	18,634.80	4	4,658.70	12	388.23	3.00	129.41	144
C11-EL013	HST-99	Safety Leadership	0.00	24,257.19	0.00	13,411.80	37,668.99	8	4,708.62	15	313.91	3.00	104.64	360
C12-EX095	HST-99	COSHH	0.00	4,000.00	0.00	2,211.60	6,211.60	1	6,211.60	12	517.63	4.00	129.41	48
C13-EX088	HST-05	Risk Assessment	0.00	4,000.00	0.00	2,211.60	6,211.60	4	1,552.90	12	129.41	1.00	129.41	48
C14-TBA	HST-05	Trainers' Risk Assess	0.00	24,000.00	0.00	13,269.60	37,269.60	8	4,658.70	12	388.23	3.00	129.41	288
C15-EL20	HST-99	H&S Awareness	0.00	16,000.00	0.00	8,846.40	24,846.40	8	3,105.80	15	207.05	2.00	103.53	240
C16-To be	HST-99	Bespoke H&S Training	0.00	0.00	0.00	0.00	0.00	0	0.00	12	0.00	30.00	0.00	0
C17-EX096	HST-99	Display Screen Assess	0.00	4,000.00	0.00	2,211.60	6,211.60	4	1,552.90	12	129.41	1.00	129.41	48
		Total	0.00	108,257.19	0.00	59,855.40	168,112.59	41.00						1,416
Tr. Type: PP21-C - Physical Training Training														
C1-HR009	POR-99	Recruit Foundation	2,841.75	7,104.38	94.73	13,126.40	23,167.25	10	2,316.73	310	7.47	1.20	6.23	3,720
C10-GB072	HST-03	Manual Handling	246.29	719.91	246.29	1,585.08	2,797.56	10	279.76	24	11.66	0.40	29.14	96
C11-GT136	AOP-99	Instructors Cycle	852.53	7,672.73	284.18	11,516.57	20,326.00	6	3,387.67	12	282.31	3.00	94.10	216
		Total	3,940.57	15,497.02	625.20	26,228.05	46,290.81	26.00						4,032

HR ACTP 2006/7														
Please note: Police Officer training numbers have increased to 2,000 recruits and 1,500 PCSOs since the submission of each HR training unit's training plans														
Local Code	HO Code	Courses	Preparation	Delivery	Closure	Support	Total	Courses Planned	Cost of Course	No Students	Cost per student per Course	Duration	cost per Student Day	Annual student days
Tr. Type: PP22-C - Driver Training Training														
C1-DA005	INV-99	Auto crimes	2,248.47	60,881.71	1,047.46	48,801.24	112,978.88	29	3,895.82	9	432.87	5.00	86.57	1,305
C10-DT010	OGN-99	Standard trafpol	1,239.11	28,141.61	461.92	22,710.67	52,553.30	6	8,758.88	8	1,094.86	15.00	72.99	720
C11-DT011	OGN-99	Advanced trafpol	139.08	9,120.55	95.56	5,633.85	14,989.04	2	7,494.52	8	936.82	15.00	62.45	240
C12-DA004	INV-99	Vehicle investigation	159.89	19,610.87	107.77	10,927.95	30,806.48	2	15,403.24	8	1,925.41	20.00	96.27	320
C13-DG002	OGN-99	Tachograph 2	181.87	7,324.69	102.53	3,235.49	10,844.58	3	3,614.86	8	451.86	5.00	90.37	120
C14-DG003	OGN-99	Tachograph 3	121.25	5,840.51	71.06	1,994.34	8,027.16	2	4,013.58	8	501.70	5.00	100.34	80
C15-DH006	ODR-99	ADR	136.34	10,093.57	133.99	5,010.93	15,374.83	4	3,843.71	8	480.46	5.00	96.09	160
C16-DV004	INV-99	Trafcoll	159.24	23,365.06	283.71	18,746.43	42,554.44	6	7,092.41	8	886.55	5.00	177.31	240
C17-DV007	INV-99	Std collision invest	79.62	30,758.92	102.53	24,205.51	55,146.58	3	18,382.19	8	2,297.77	10.00	229.78	240
C18-DV002	INV-99	C&G PT1 coll invest	53.08	17,760.98	501.05	14,263.84	32,578.95	2	16,289.48	8	2,036.18	15.00	135.75	240
C19-DV003	INV-99	C&G PT2 coll invest	26.54	8,187.33	34.08	6,336.96	14,584.91	1	14,584.91	8	1,823.11	10.00	182.31	80
C2-DL008-2	ODR-01	Std response car	5,620.20	1,847,668.80	7,137.80	581,830.96	2,442,257.76	200	12,211.29	6	2,035.21	10.00	203.52	12,000
C20-DR002	ODR-01	Std response check test	2,489.87	30,643.78	3,408.47	18,064.63	54,606.75	100	546.07	1	546.07	1.00	546.07	100
C21-DR004	ODR-01	Std response remedial	1,115.10	62,492.59	1,852.27	37,369.97	102,829.93	50	2,056.60	2	1,028.30	5.00	205.66	500
C22-DF021	ODR-01	*Std response covert	0.00	0.00	0.00	0.00	0.00	0	0.00	3	0.00	1.00	0.00	0
C23-DC001	ODR-02	Adv Car Level 1	1,102.30	551,639.37	1,605.69	278,225.79	832,573.16	37	22,501.98	6	3,750.33	20.00	187.52	4,440
C24-DE007	ODR-02	Adv Car Level 2	2,340.84	426,688.44	3,334.09	134,931.51	567,294.87	90	6,303.28	3	2,101.09	10.00	210.11	2,700
C25-DR001	ODR-02	Adv car check test	772.78	5,672.58	1,022.54	5,880.22	13,348.12	30	444.94	1	444.94	1.00	444.94	30
C26-DR006	ODR-02	Adv car remedial	26.22	34,435.61	165.01	25,769.11	60,395.94	10	6,039.59	3	2,013.20	10.00	201.32	300
C27-DI004	ODR-99	Driving assessor	4,315.92	43,205.25	855.39	19,162.73	67,539.29	33	2,046.65	4	511.66	4.00	127.92	528
C28-DI001	ODR-99	Pol/driving instructor	4,085.14	65,960.71	128.38	43,444.19	113,618.42	2	56,809.21	4	14,202.30	30.00	473.41	240
C29-DE004	ODR-04	National protection	8,170.28	48,489.90	192.84	38,309.39	95,162.41	4	23,790.60	6	3,965.10	10.00	396.51	240
C3-DE006	ODR-04	MPS protection	8,170.28	14,770.28	136.97	14,549.21	37,626.74	4	9,406.69	6	1,567.78	5.00	313.56	120
C30-DE002	ODR-04	NPDC refresher	1,641.52	7,241.52	178.92	3,513.35	12,575.31	4	3,143.83	6	523.97	1.00	523.97	24
C31-DF014	ODR-99	Jankel	440.23	25,808.81	232.28	14,945.89	41,427.21	10	4,142.72	2	2,071.36	2.00	1,035.68	40
C32-DM010	ODM-01	Std response Motorcycle	1,165.91	338,608.73	1,240.88	179,539.34	520,554.86	30	17,351.83	6	2,891.97	15.00	192.80	2,700
C33-DR005	ODM-01	Std Motorcycle check test	509.08	7,239.56	52.44	3,150.45	10,951.53	20	547.58	1	547.58	1.00	547.58	20
C34-DR005	ODM-01	Std Motorcycle remedial	373.10	20,479.66	553.32	10,713.43	32,119.51	15	2,141.30	1	2,141.30	5.00	428.26	75
C35-DM001	ODM-02	Advanced Motorcycle	522.23	76,230.81	515.11	54,069.30	131,337.45	10	13,133.75	2	6,566.87	10.00	656.69	200
C36-Awaits	ODM-03	Advanced M/C refresher	143.28	31,092.13	214.51	3,818.83	35,268.75	5	7,053.75	2	3,526.88	5.00	705.38	50
C37-Awaits	ODM-02	Motorcycle Supervision	196.59	11,158.97	502.46	6,974.80	18,832.82	8	2,354.10	1	2,354.10	5.00	470.82	40
C38-Awaits	ODM-99	Off road Motorcycle	102.38	21,472.13	117.26	13,851.76	35,543.53	2	17,771.77	6	2,961.96	5.00	592.39	60
C39-DC015	ODR-99	Off road Driving	1,756.62	17,501.87	323.89	9,907.37	29,489.75	10	2,948.98	3	982.99	2.00	491.50	60
C4-DC019	ODR-99	PSU drivers	1,069.07	84,678.07	1,181.10	42,856.78	129,785.02	42	3,090.12	6	515.02	3.00	171.67	756
C40-DC025	ODR-99	C1/D1	668.30	76,237.80	730.16	29,634.87	107,271.13	30	3,575.70	4	893.93	3.00	297.98	360
C41-Awaits	ODR-99	LGV/PCV	1,552.19	46,726.67	232.28	28,748.87	77,260.01	10	7,726.00	2	3,863.00	5.00	772.60	100
C42-Awaits	ODR-99	Trailer familiarisation	1,696.57	6,196.57	248.74	5,623.51	13,765.38	10	1,376.54	3	458.85	1.00	458.85	30
C43-GP156	OGN-99	Field Impairment	2,462.28	15,896.55	363.75	6,080.77	24,803.34	6	4,133.89	8	516.74	2.00	258.37	96
C44-DI002	ODR-99	Japanese ext	910.66	22,529.51	0.00	14,283.57	37,723.74	1	37,723.74	6	6,287.29	20.00	314.36	120
Total			57,963.43	4,161,852.47	29,468.21	1,787,117.81	6,036,401.88	833.00						29,674

HR ACTP 2006/7														
Please note: Police Officer training numbers have increased to 2,000 recruits and 1,500 PCSOs since the submission of each HR training unit's training plans														
Local Code	HO Code	Courses	Preparation	Delivery	Closure	Support	Total	Courses Planned	Cost of Course	No Students	Cost per student per Course	Duration	cost per Student Day	Annual student days
Tr. Type: PP23-C - First Aid Services Training														
C1-GP 036	HST-99	FAW Initial	8,917.20	68,180.40	0.00	15,118.84	92,216.44	48	1,921.18	20	96.06	5.00	19.21	4,800
C10-GP036	HST-99	FAW Initial	2,621.66	20,186.75	0.00	4,472.73	27,281.14	28	974.33	12	81.19	5.00	16.24	1,680
C11-GB 017	HST-99	FAW Re-Qualification	1,560.51	12,603.57	0.00	2,777.58	16,941.66	14	1,210.12	20	60.51	3.00	20.17	840
C12-GB 017	HST-99	FAW Re-Qualification	1,468.37	11,982.63	0.00	2,637.74	16,088.74	26	618.80	10	61.88	3.00	20.63	780
C13-GB 017	HST-99	FAW Re-Qualification	677.71	5,530.44	0.00	1,217.42	7,425.57	12	618.80	12	51.57	3.00	17.19	432
C14-GT 125	HST-99	ELS Trainers Course	2,229.30	16,445.10	0.00	3,662.05	22,336.45	12	1,861.37	6	310.23	5.00	62.05	360
C15-TBA	HST-99	SO FAW Course Initial	2,229.30	16,445.10	0.00	3,662.05	22,336.45	12	1,861.37	8	232.67	5.00	46.53	480
C16-TBA	HST-99	SO FAW Re-Qualification	1,337.58	10,203.06	0.00	2,263.12	13,803.76	12	1,150.31	8	143.79	3.00	47.93	288
C17-TBA	HST-99	SO FAW Bespoke	891.72	6,242.04	0.00	1,398.93	8,532.69	12	711.06	8	88.88	2.00	44.44	192
C18-TBA	POR-99	Recruit School ELS	27,643.32	193,503.24	0.00	43,366.84	264,513.40	124	2,133.17	30	71.11	3.00	23.70	11,160
C19-TBA	HST-99	Defibrillator Trainers	1,114.65	7,802.55	0.00	1,748.66	10,665.86	30	355.53	6	59.25	1.00	59.25	180
C2-TBA	HST-99	Defibrillator Op Course	483.02	5,019.64	0.00	1,079.07	6,581.73	25	263.27	1	263.27	1.00	263.27	25
C20-TBA	HST-99	ELS Trainer Assessment	4,830.15	32,696.40	0.00	7,358.96	44,885.51	250	179.54	1	179.54	1.00	179.54	250
C21-TBA	HST-99	ELS Ballistics Course	371.55	2,740.85	0.00	610.34	3,722.74	2	1,861.37	6	310.23	5.00	62.05	60
		Total	56,376.04	409,581.77	0.00	91,374.33	557,332.14	607.00						21,527
Tr. Type: PP25-C - Recruit Training Training														
C1-HR009	POR-99	Modular Police Foundation	101,058.12	2,514,664.64	101,058.12	2,234,280.60	4,951,061.48	9.80	505,210.36	90	5,613.45	95.00	59.09	83,790
C10-HR009	POR-01	IPLDP Police Foundation	70,975.08	2,312,260.79	70,975.08	2,018,343.08	4,472,554.02	14.70	304,255.38	16	19,015.96	155.00	122.68	36,456
		Total	172,033.20	4,826,925.43	172,033.20	4,252,623.68	9,423,615.50	24.50						120,246
Tr. Type: PP26-C - Leadership Academy Training														
C1-	MAN-03	Leadership Foundation	22,853.93	639,041.55	23,600.88	241,706.02	927,202.39	35	26,491.50	50	529.83	9.00	58.87	15,750
C10-	MAN-02	Inspectors Foundation	1,768.21	65,870.55	2,152.36	24,608.35	94,399.47	18	5,244.42	12	437.03	4.00	109.26	864
C11-	MAN-01	Sergeants Foundation	24,580.31	196,642.50	26,180.92	87,234.56	334,638.30	75	4,461.84	12	371.82	5.00	74.36	4,500
C12-	MAN-99	Management of Meetings	1,105.04	20,595.54	1,361.14	8,131.57	31,193.30	12	2,599.44	12	216.62	2.00	108.31	288
C13-	MAN-99	Selection Interviewing	2,718.11	26,725.30	2,718.11	11,340.15	43,501.67	20	2,175.08	8	271.89	2.00	135.94	320
C14-	OTH-99	Transfers and Rejoiners	3,337.38	45,279.27	3,337.38	17,261.19	69,215.22	24	2,883.97	25	115.36	6.00	19.23	3,600
		Total	56,362.98	994,154.71	59,350.79	390,281.84	1,500,150.35	184.00						25,322
Tr. Type: PP27-C - Learning Support Unit Training														
C1-MT022	AOP-99	Trainers Foundation	2,642.95	56,596.71	2,642.95	169,187.06	231,069.67	10	23,106.97	12	1,925.58	10.00	192.56	1,200
C10-MT023	AOP-99	Tutorial	687.10	9,661.71	687.10	30,172.18	41,208.09	13	3,169.85	12	264.15	2.00	132.08	312
C11-MT024	AOP-99	MLE Module	528.54	7,432.09	528.54	23,209.39	31,698.56	10	3,169.86	12	264.15	2.00	132.08	240
C12-MT025	AOP-99	A1 Assessors	904.90	12,180.21	904.90	38,248.71	52,238.73	17	3,072.87	12	256.07	2.00	128.04	408
C13-MT026	AOP-99	Facilitation	475.69	6,688.88	475.69	20,888.44	28,528.69	9	3,169.85	12	264.15	2.00	132.08	216
C14-MT027	AOP-99	Role Play	317.12	4,459.25	317.12	13,925.63	19,019.13	6	3,169.86	12	264.15	2.00	132.08	144
C15-MT028	AOP-99	ITS	1,601.50	22,234.71	1,601.50	69,546.70	94,984.41	12	7,915.37	12	659.61	5.00	131.92	720
C16-MT029	AOP-99	Presentation Skills	581.39	8,175.29	581.39	25,530.31	34,868.39	11	3,169.85	12	264.15	2.00	132.08	264
C17-MT021	AOP-99	Assessor Workshop	292.76	3,940.65	292.76	12,374.58	16,900.76	11	1,536.43	12	128.04	1.00	128.04	132
C18-Awaits	AOP-99	PNA Workshop	272.24	1,851.23	272.24	6,549.87	8,945.58	4	2,236.40	12	186.37	1.00	186.37	48
C19-Awaits	AOP-99	Design Workshop	104.01	1,516.76	104.01	4,715.52	6,440.29	4	1,610.07	12	134.17	1.00	134.17	48
C2-Awaits	AOP-99	Evaluation W/shop	117.34	1,699.22	117.34	5,287.28	7,221.18	4	1,805.30	12	150.44	1.00	150.44	48
		Total	8,525.54	136,436.71	8,525.54	419,635.67	573,123.48	111.00						3,780

Percentage of Total Student Training Days Predicted for 2006/7 by Home Office Code Groups for Human Resources

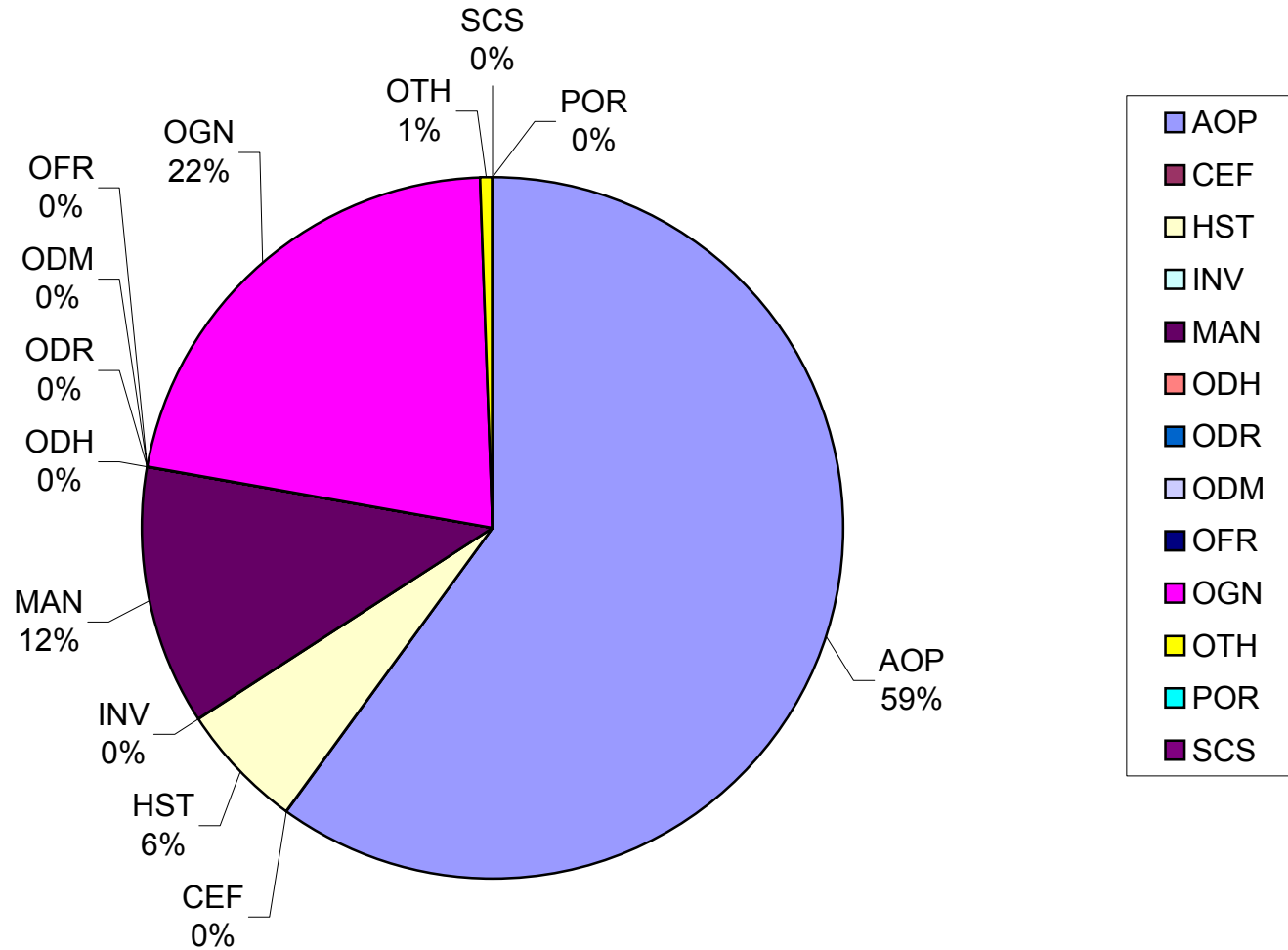


DOR ACTP 2006/7														
Local Code	HO Code	Courses	Preparation	Delivery	Closure	Support	Total	Courses Planned	Cost of Course	No Students	Cost per student per Course	Duration	cost per Student Day	Annual student days
Tr. Type: CA80-C - CATERING Training														
C1-GN155	AOP-01	New Starter Induction	794.16	12,426.24	794.16	4,261.83	18,276.39	12	1,523.03	12	126.92	15.00	8.46	2,160
C10-GN153	AOP-01	Chargehand/Managers indu	661.80	9,701.60	661.80	3,352.76	14,377.96	4	3,594.49	6	599.08	40.00	14.98	960
C11-GN153	MAN-99	Promotion to Senior Cook	1,323.60	18,966.40	1,323.60	6,572.70	28,186.30	4	7,046.58	2	3,523.29	60.00	58.72	480
C12-GN153	AOP-99	Basic Computer Training	95.30	1,911.56	95.30	639.27	2,741.43	12	228.45	6	38.08	0.50	76.15	36
C14-GN153	AOP-99	Silver Service	118.26	451.40	118.26	209.19	897.10	2	448.55	6	74.76	6.00	12.46	72
C15-GN153	AOP-99	Master Class	31.77	1,114.62	31.77	358.28	1,536.43	6	256.07	4	64.02	2.00	32.01	48
C16-GN153	AOP-99	Customer Care EL-Box	95.30	1,911.56	95.30	639.27	2,741.43	12	228.45	10	22.85	0.50	45.69	60
C17-GC068	AOP-99	RSH Fundamentals in hyg	95.30	2,689.84	95.30	875.94	3,756.38	12	313.03	12	26.09	1.00	26.09	144
C18-GC069	AOP-99	RSH Certificate In Hygiene	198.54	3,433.56	198.54	1,164.90	4,995.54	6	832.59	6	138.77	4.00	34.69	144
C19-GN153	AOP-99	Managers,SCooks,Chargehand	686.22	22,512.17	686.22	7,263.31	31,147.91	96	324.46	1	324.46	1.00	324.46	96
C2-GN153	HST-99	Fire Training	112.03	2,017.54	112.03	681.67	2,923.27	12	243.61	12	20.30	0.50	40.60	72
C20-GB 07	HST-03	Manual Handling	0.00	4,908.72	0.00	1,492.74	6,401.46	12	533.46	12	44.45	0.50	88.91	72
		Total	4,212.28	82,045.21	4,212.28	27,511.86	117,981.60	190						4,344
Tr. Type: F114-C - FINANCE Training														
C1-CP075	AOP-99	Finance Systems	209.54	1,418.42	209.54	5,824.32	7,661.82	8	957.73	12	79.81	1.00	79.81	96
C10-CP071	AOP-99	Procurement Systems	209.54	1,418.42	209.54	5,824.32	7,661.82	8	957.73	12	79.81	1.00	79.81	96
C11-CP065	AOP-99	BW/SEM Reporting	314.31	918.75	314.31	4,904.70	6,452.07	12	537.67	12	44.81	0.50	89.61	72
C12-CP068	AOP-99	MetFIN Purchasing refresh	314.31	918.75	314.31	4,904.70	6,452.07	12	537.67	12	44.81	0.50	89.61	72
C13-GF022	AOP-99	Financial Awareness	1,498.09	1,498.09	594.48	11,381.32	14,971.98	16	935.75	50	18.71	0.50	37.43	400
		Total	2,545.79	6,172.43	1,642.18	32,839.36	43,199.76	56						736

DOR ACTP 2006/7														
Local Code	HO Code	Courses	Preparation	Delivery	Closure	Support	Total	Courses Planned	Cost of Course	No Students	Cost per student per Course	Duration	cost per Student Day	Annual student days
Tr. Type: FI16-C - RPDU - DOR Training														
C1-MD 060	AOP-01	Resources Induction	891.72	1,182.36	231.85	2,540.62	4,846.55	12	403.88	15	26.93	0.50	53.85	90
C10-GB 08	AOP-99	Dignity at Work	247.13	1,012.65	77.28	1,507.62	2,844.68	4	711.17	10	71.12	1.00	71.12	40
C11-MD 05	AOP-99	Mentoring Skills	215.97	699.39	73.89	1,114.17	2,103.42	3	701.14	9	77.90	1.00	77.90	27
C12-LG 01	OTH-01	DDA Awareness	297.24	890.64	154.56	1,388.73	2,731.17	8	341.40	12	28.45	0.50	56.90	48
C13-MD 03	MAN-99	Attendance Management	148.62	370.20	77.28	665.35	1,261.45	4	315.36	9	35.04	0.50	70.08	18
C14-EO 00	MAN-99	Handling Grievances	148.62	370.20	77.28	665.35	1,261.45	4	315.36	9	35.04	0.50	70.08	18
C15-MD 01	MAN-99	Conduct & Efficiency	2,704.56	3,036.72	175.80	6,850.72	12,767.79	4	3,191.95	9	354.66	2.00	177.33	72
C16-MD 01	MAN-99	Selection Process	1,485.35	4,241.48	291.13	6,973.95	12,991.91	6	2,165.32	9	240.59	2.00	120.30	108
C17-MD 00	AOP-99	Assertiveness	399.97	1,011.23	106.08	1,696.37	3,213.64	5	642.73	10	64.27	1.00	64.27	50
C18-EM 04	AOP-99	CPfNM	1,621.75	2,691.29	101.76	5,109.96	9,524.77	3	3,174.92	9	352.77	3.00	117.59	81
C19-GN 13	HST-99	H&S Awareness	445.86	632.34	115.92	1,270.30	2,464.42	6	410.74	10	41.07	0.50	82.15	30
C2-EL 032	HST-05	Risk Assessment	445.86	1,098.00	115.92	1,839.06	3,498.84	6	583.14	10	58.31	0.50	116.63	30
C20-CM 01	AOP-99	Meeting Secretary's	111.47	161.87	23.78	331.52	628.63	1	628.63	9	69.85	1.00	69.85	9
C21-GB 07	HST-03	Manual Handling	1,337.58	3,283.20	695.54	5,928.77	11,245.09	36	312.36	15	20.82	0.50	41.65	270
C22-MD 07	AOP-99	Mentoring Plus	215.97	348.73	73.89	711.01	1,349.60	3	449.87	9	49.99	0.50	99.97	14
C23-CM 04	AOP-99	Coaching Skills	445.86	1,306.08	148.62	2,195.88	4,096.44	4	1,024.11	9	113.79	1.00	113.79	36
C24-MD 00	AOP-99	Com & Pers Development	369.88	1,092.10	81.14	1,759.30	3,302.42	4	825.61	10	82.56	1.00	82.56	40
C25-	AOP-99	Mentors Workshop	378.90	464.98	45.47	994.31	1,883.66	4	470.92	9	52.32	0.50	104.65	18
C26-	MAN-99	Appraising Others	231.85	418.33	107.01	736.63	1,493.81	12	124.48	15	8.30	0.50	16.60	90
C27-	MAN-99	Catering Management	3,140.10	7,009.56	266.73	12,095.27	22,511.66	4	5,627.92	9	625.32	5.00	125.06	180
		Total	15,284.26	31,321.35	3,040.93	56,374.89	106,021.40	133						1,269
Tr. Type: PS60-C - PSD Training														
C1-PZ022	OGN-07	Basic MoE	4,930.50	49,215.72	1,964.90	34,017.26	90,128.38	120	751.07	12	62.59	0.50	125.18	720
C10-PZ023	OGN-07	Intermediate MoE	1,558.04	23,537.99	693.08	15,632.97	41,422.08	35	1,183.49	12	98.62	1.00	98.62	420
C11-PZ024	OGN-07	Advanced MoE	693.44	10,233.75	322.74	6,817.84	18,067.78	15	1,204.52	12	100.38	1.00	100.38	180
C12-PZ025	OGN-99	Thermal Arc Cutting	188.30	3,658.20	64.73	2,368.35	6,279.58	5	1,255.92	8	156.99	1.00	156.99	40
C13-PZ026	OGN-99	High Pressure Inj	1,567.64	3,014.70	1,567.64	3,728.74	9,878.73	40	246.97	16	15.44	0.50	30.87	320
C14-PZ027	OGN-99	Reconn of Prem	0.00	1,145.59	0.00	694.57	1,840.16	10	184.02	16	11.50	0.50	23.00	80
		Total	8,937.92	90,805.95	4,613.09	63,259.73	167,616.71	225						1,760
		DOR Total Costs	30,980.25	210,344.94	13,508.48	179,985.84	434,819.47	604						8,109
					Sustaining Overheads	221,388.97								
		Cost of Planned DOR Training					656,208.44							

Not Protectively Marked

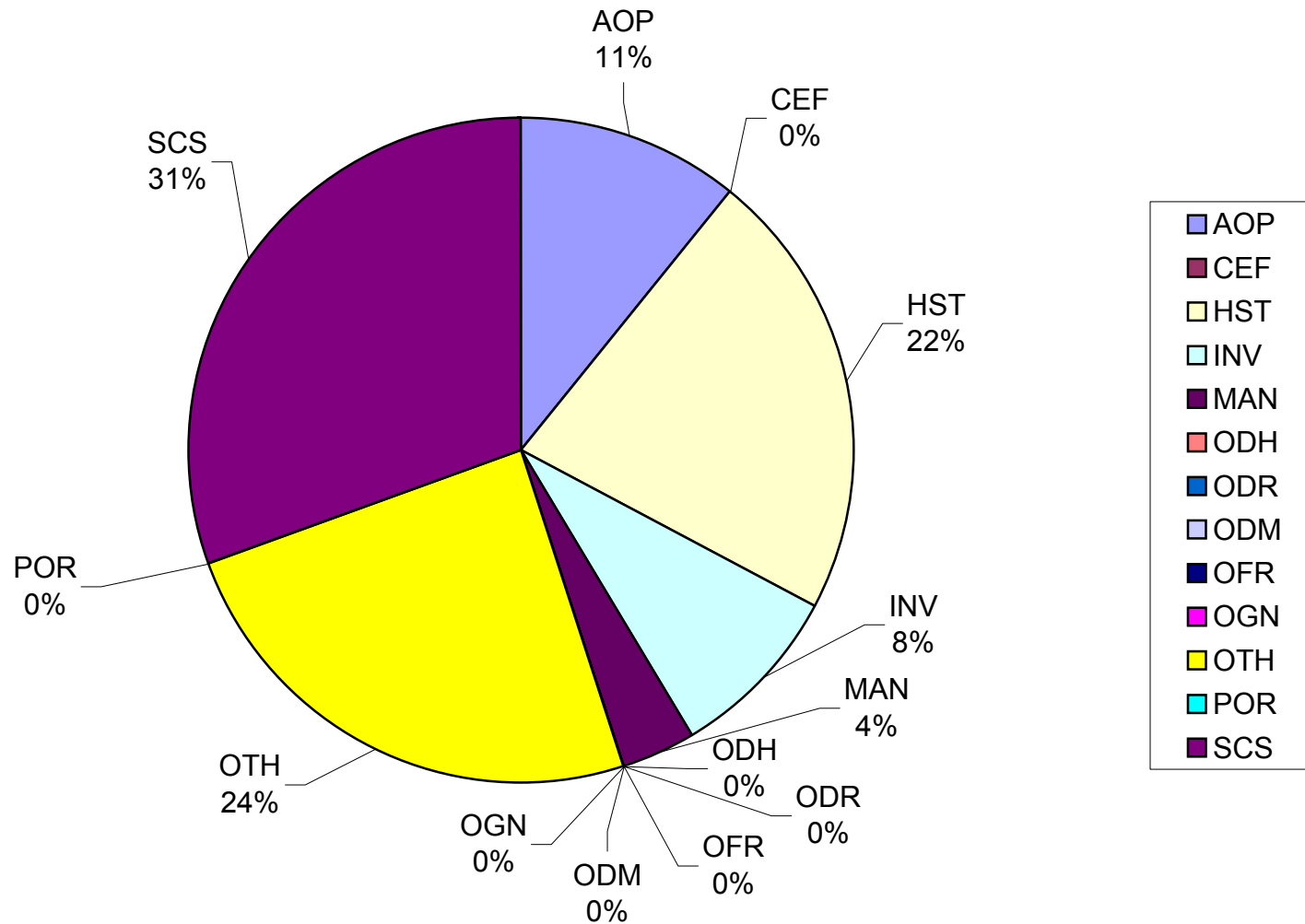
Percentage of Total Student Training Days Predicted for 2006/7 By Home Office Code Groups for The Directorate of Resources



Central Services and Standards and Intelligence Command ACTP 2006/7														
Local Code	HO Code	Courses	Preparation	Delivery	Closure	Support	Total	Courses Planned	Cost of Course	No Students	Cost per student per Course	Duration	cost per Student Day	Annual student days
Standards and Intelligence Command														
Tr. Type: DC08-C - DPS Training														
C1-GP122	HST-01	ELS	1,818.73	10,845.16	1,818.73	21,480.14	35,962.75	30	1,198.76	10	119.88	1.00	119.88	300
C10-GN135	HST-04	OST Phase 1	796.19	9,186.75	796.19	16,213.95	26,993.07	30	899.77	12	74.98	1.00	74.98	360
C11-GN136	HST-04	OST Phase 2	796.19	9,186.75	796.19	16,213.95	26,993.07	30	899.77	12	74.98	1.00	74.98	360
C12-GB072	HST-03	Manual Handling	157.31	655.47	157.31	1,459.22	2,429.32	10	242.93	12	20.24	0.50	40.49	60
C13-GN115	HST-99	Policing Safely	363.75	2,098.53	167.88	3,956.29	6,586.45	6	1,097.74	12	91.48	1.00	91.48	72
C14-GN116	HST-99	Supervising Safely	204.51	1,179.85	94.39	2,224.34	3,703.09	6	617.18	12	51.43	1.00	51.43	72
C15-GP026	INV-06	Peace 5 Day	289.13	4,184.14	0.00	6,602.34	11,075.61	2	5,537.81	8	692.23	5.00	138.45	80
C16-GB017	HST-99	First Aid At Work	531.63	5,246.32	531.63	9,490.87	15,800.45	3	5,266.82	8	658.35	5.00	131.67	120
C17-	INV-99	Clue 2 Basic	745.08	9,313.50	745.08	16,250.87	27,054.53	30	901.82	6	150.30	2.00	75.15	360
C18-CS074	INV-99	Camera Comp.	531.63	3,344.60	265.81	6,205.19	10,347.23	3	3,449.08	10	344.91	3.00	114.97	90
C19-	AOP-99	DPS Induction	1,232.43	3,697.29	640.86	8,379.28	13,949.87	12	1,162.49	10	116.25	1.00	116.25	120
C2-	MAN-99	Invest. Off/Senior IO	224.95	1,360.61	228.58	2,728.84	4,542.99	1	4,542.99	15	302.87	5.00	60.57	75
C20-	HST-04	OST Police Staff	53.08	612.45	53.08	1,080.93	1,799.54	2	899.77	5	179.95	1.00	179.95	10
C21-	HST-99	ISOH Man. Safely	34.08	196.64	34.08	398.33	663.14	1	663.14	12	55.26	5.00	11.05	60
C22-	AOP-99	Basic Comp. Trg.	84.55	487.76	84.55	988.03	1,644.88	5	328.98	12	27.41	1.00	27.41	60
C23-	AOP-99	Claims Course	50.73	195.11	50.73	446.09	742.65	3	247.55	6	41.26	0.50	82.52	9
C24-	AOP-99	Coaching	79.36	2,479.95	79.36	3,969.09	6,607.76	2	3,303.88	6	550.65	5.00	110.13	60
C25-GN139	HST-99	De-Fib Training	363.75	2,098.53	363.75	4,250.90	7,076.92	6	1,179.49	8	147.44	1.00	147.44	48
C26-	INV-99	Clue 2 Office Manager	173.85	1,862.70	178.82	3,332.36	5,547.73	2	2,773.87	5	554.77	5.00	110.95	50
C27-	INV-99	Clue 2 Disclosure	24.84	372.54	24.84	635.09	1,057.30	2	528.65	5	105.73	1.00	105.73	10
C28-	INV-99	Surveillance log training	24.50	1,531.12	24.50	2,376.82	3,956.94	2	1,978.47	6	329.75	5.00	65.95	60
C29-	INV-99	Report Writing	79.62	459.34	36.75	865.97	1,441.67	3	480.56	6	80.09	1.00	80.09	18
		Total	8,659.89	70,595.11	7,173.11	129,548.89	215,976.96	191						2,454

Central Services and Standards and Intelligence Command ACTP 2006/7														
Local Code	HO Code	Courses	Preparation	Delivery	Closure	Support	Total	Courses Planned	Cost of Course	No Students	Cost per student per Course	Duration	cost per Student Day	Annual student days
Central Services														
Tr. Type: DC11-C - Strategy Modernisation and Performance Directorate (SMPD) Training														
C1-GN153	AOP-99	Word Introduction	209.02	392.35	108.69	1,666.23	2,376.29	3	792.10	6	132.02	1.00	132.02	18
C10-GN153	AOP-99	Word Intermediate	766.40	1,438.64	398.53	6,109.51	8,713.07	11	792.10	6	132.02	1.00	132.02	66
C11-GN153	AOP-99	Word Advanced	557.38	1,046.29	289.84	4,443.29	6,336.79	8	792.10	6	132.02	1.00	132.02	48
C12-GN153	AOP-99	Excel Introduction	418.04	784.72	217.38	3,332.48	4,752.61	6	792.10	6	132.02	1.00	132.02	36
C13-GN153	AOP-99	Excel Intermediate	836.07	1,569.42	434.76	6,664.93	9,505.18	12	792.10	6	132.02	1.00	132.02	72
C14-GN153	AOP-99	Excel Advanced	418.04	784.72	217.38	3,332.48	4,752.61	6	792.10	6	132.02	1.00	132.02	36
C15-GN153	AOP-99	PowerPoint	487.71	915.50	253.61	3,887.89	5,544.71	7	792.10	6	132.02	1.00	132.02	42
C16-GN153	AOP-99	Microsoft Outlook	1,184.43	2,223.35	615.90	9,441.99	13,465.68	17	792.10	6	132.02	1.00	132.02	102
C17-GN153	MAN-99	Selection Interview	742.42	1,560.51	418.03	6,385.00	9,105.96	6	1,517.66	8	189.71	2.00	94.85	96
C18-GN153	AOP-99	Team working	487.71	915.50	253.61	3,887.89	5,544.71	7	792.10	12	66.01	1.00	66.01	84
C19-GB072	HST-04	Manual Handling	518.38	743.10	258.26	3,566.25	5,086.00	10	508.60	12	42.38	0.50	84.77	60
C2-EX096	AOP-99	DSE	497.22	445.86	309.92	2,940.27	4,193.26	12	349.44	12	29.12	0.25	116.48	36
C20-GN153	MAN-99	Performance Mgt	418.04	984.70	217.38	3,801.75	5,421.86	6	903.64	12	75.30	1.00	75.30	72
C21-GN153	AOP-99	Time Management	348.36	853.93	181.15	3,246.38	4,629.82	5	925.96	12	77.16	1.00	77.16	60
C22-GN135	HST-04	OST - Phase 1	0.00	3,600.00	0.00	8,447.76	12,047.76	6	2,007.96	12	167.33	1.00	167.33	72
C23-GN136	HST-04	OST - Phase 2	0.00	3,600.00	0.00	8,447.76	12,047.76	6	2,007.96	12	167.33	1.00	167.33	72
C24-GP122	HST-01	ELS	0.00	3,600.00	0.00	8,447.76	12,047.76	6	2,007.96	12	167.33	1.00	167.33	72
C25-GN153	MAN-99	Managing Meetings	278.69	723.14	144.92	2,690.96	3,837.71	4	959.43	12	79.95	1.00	79.95	48
		Total	8,167.91	26,181.73	4,319.36	90,740.58	129,409.54	138						1,092
Tr. Type: DC40-C - Diversity and Citizen Focus Directorate (DCF) Training														
C1-GB 057	OTH-01	CRR1public contact	2,950.86	102,543.20	2,950.86	121,089.60	229,534.52	40	5,738.36	16	358.65	2.00	179.32	1,280
C10-GC 056	OTH-01	CRR1mnmpl pblic contact	956.40	45,243.20	956.40	52,654.39	99,810.39	40	2,495.26	16	155.95	1.00	155.95	640
C11-	SCS-02	PCSO Recruits Support	2,364.86	18,657.60	2,364.86	26,114.29	49,501.62	32	1,546.93	25	61.88	3.00	20.63	2,400
		Total	6,272.12	166,444.00	6,272.12	199,858.28	378,846.53	112						4,320
		DCC Total Costs	23,099.92	263,220.84	17,764.59	420,147.75	724,233.03	441						7,866
						Sustaining Overheads	202,805.37							
						Cost of Planned CS-SIC Training	927,038.40							

Percentage of Total Student Training Days Predicted for 2006/7 By Home Office Code Groups for Central Services and Standards and Intelligence Command

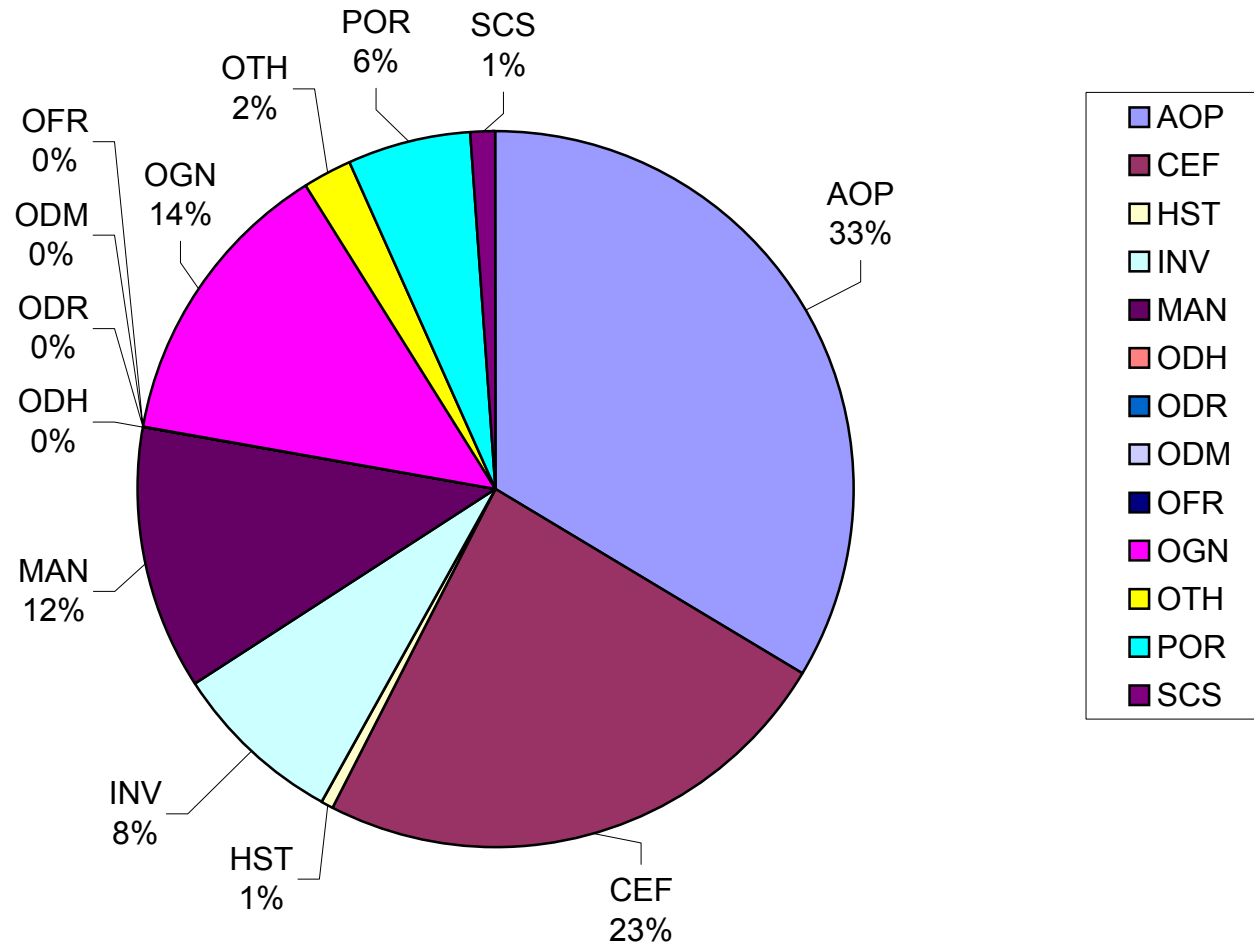


DOI ACTP 2006/7														
Local Code	HO Code	Courses	Preparation	Delivery	Closure	Support	Total	Courses Planned	Cost of Course	No Students	Cost per student per Course	Duration	cost per Student Day	Annual student days
Tr. Type: DC74-C - Metcall IR & CB - DoI (4-1) Training														
C1-	MAN-99	Shift manager	967.73	4,240.38	66.03	4,686.07	9,960.21	5	1,992.04	8	249.01	5.00	49.80	200
C10-	MAN-99	OM supervisor	1,527.16	9,346.23	110.28	9,758.99	20,742.66	8	2,592.83	9	288.09	7.00	41.16	504
C11-	MAN-99	Supervisor dev	7,918.68	3,827.12	455.07	10,840.47	23,041.34	43	535.85	10	53.58	0.50	107.17	215
C12-	AOP-99	OM upskilling	1,935.46	33,870.56	132.05	31,930.98	67,869.05	10	6,786.91	10	678.69	20.00	33.93	2,000
C13-	AOP-99	ICCS conversion	8,191.10	7,208.17	573.63	14,191.91	30,164.80	40	754.12	10	75.41	1.00	75.41	400
C14-	AOP-99	GS level 1 to level 2	743.10	13,004.25	44.59	12,254.14	26,046.08	5	5,209.22	10	520.92	20.00	26.05	1,000
C15-	OGN-99	*Airwave CBT	0.00	0.00	0.00	0.00	0.00	22,000	0.00	1	0.00	0.05	0.00	1,100
C16-	OGN-99	Airwave high level user	5,700.04	1,356.76	338.66	6,570.87	13,966.33	32	436.45	10	43.64	0.50	87.29	160
C17-	AOP-99	GS level 1	1,708.32	52,324.73	120.69	48,115.60	102,269.34	10	10,226.93	8	1,278.37	35.00	36.52	2,800
C18-	MAN-99	Supervisors training	2,542.34	14,169.47	186.59	15,014.23	31,912.63	11	2,901.15	10	290.11	7.00	41.44	770
C19-	AOP-99	Coaching course	1,799.75	4,739.38	126.65	5,922.55	12,588.33	11	1,144.39	8	143.05	3.00	47.68	264
C2-	AOP-99	TOC pre-training	500.83	2,196.08	30.08	2,422.94	5,149.94	3	1,716.65	4	429.16	5.00	85.83	60
C20-	AOP-99	Remote ICCS trainer training	3,622.17	3,147.19	212.58	6,203.46	13,185.41	19	693.97	10	69.40	1.00	69.40	190
C21-	AOP-99	Transition training operators	5,291.55	37,040.86	317.49	37,894.44	80,544.34	30	2,684.81	8	335.60	9.00	37.29	2,160
C22-	MAN-99	Transitional training super	4,100.57	71,718.90	298.42	67,630.75	143,748.64	20	7,187.43	8	898.43	20.00	44.92	3,200
C23-	AOP-99	Metcall multi-skilling	1,527.16	10,690.12	110.28	10,953.04	23,280.60	8	2,910.08	8	363.76	9.00	40.42	576
C24-	AOP-99	SOR conversion	5,291.55	4,656.57	317.49	9,120.99	19,386.60	30	646.22	10	64.62	1.00	64.62	300
C25-	MAN-99	Temp prom conversion	1,763.85	7,725.66	254.45	8,657.51	18,401.47	10	1,840.15	8	230.02	5.00	46.00	400
C26-	CEF-04	Call handling	1,188.96	15,611.04	71.34	14,990.19	31,861.53	8	3,982.69	8	497.84	15.00	33.19	960
C27-	CEF-01	PC Cad	1,058.31	4,635.40	63.50	5,115.28	10,872.49	6	1,812.08	9	201.34	5.00	40.27	270
C28-	AOP-99	SFC	1,188.96	1,046.28	71.34	2,049.40	4,355.98	8	544.50	9	60.50	30.00	2.02	2,160
C29-	AOP-99	CAS Web	2,116.62	9,270.80	180.50	10,278.10	21,846.02	12	1,820.50	9	202.28	5.00	40.46	540
C3-	CEF-04	Reds telephony	5,291.55	23,176.99	317.49	25,576.39	54,362.42	15	3,624.16	9	402.68	5.00	80.54	675
C30-	MAN-99	IR Supervisors	594.48	2,080.68	35.67	2,408.57	5,119.40	4	1,279.85	9	142.21	4.00	35.55	144
C31-	CEF-01	CAD refresher	1,188.96	1,046.28	71.34	2,049.40	4,355.98	8	544.50	9	60.50	2.00	30.25	144
C32-	CEF-99	Special Operations Room	2,116.62	11,112.25	127.00	11,866.69	25,222.56	6	4,203.76	9	467.08	6.00	77.85	324
C33-	HST-01	ELS	1,058.31	2,783.35	63.50	3,469.73	7,374.89	3	2,458.30	9	273.14	3.00	91.05	81
C34-	OGN-99	Radio transmit course	1,486.20	29,263.28	89.17	27,400.14	58,238.79	10	5,823.88	9	647.10	15.00	43.14	1,350
C35-	AOP-99	Mgt Information Tech	1,411.08	6,180.53	84.66	6,820.37	14,496.64	4	3,624.16	9	402.68	5.00	80.54	180
C36-	AOP-99	Tutors course	2,822.16	24,693.90	169.33	24,598.47	52,283.86	8	6,535.48	9	726.16	10.00	72.62	720
C37-	INV-99	Supervisors MIT	1,411.08	1,241.75	84.66	2,432.26	5,169.75	4	1,292.44	9	143.60	1.00	143.60	36
C38-	MAN-99	Quality Supervision Process	1,411.08	2,469.39	84.66	3,523.03	7,488.17	4	1,872.04	9	208.00	2.00	104.00	72
C39-	OGN-09	PNC	3,527.70	18,520.43	211.66	19,777.82	42,037.61	10	4,203.76	10	420.38	6.00	70.06	600
C4-	OGN-09	PNC VK (Vehicle Check)	3,527.70	3,104.38	211.66	6,080.66	12,924.40	10	1,292.44	10	129.24	1.00	129.24	100
		Total	86,531.13	437,499.16	5,632.51	470,605.44	1,000,268.26	22,415						24,655
Tr. Type: DC75-C - DoI T&D Unit - DoI (5-1) Training														
C1-GN115	HST-99	Policing Safely	310.41	3,104.81	216.78	1,645.29	5,277.28	9	586.36	10	58.64	1.00	58.64	90
C10-GN116	HST-99	Supervising Safely	75.85	1,068.48	75.85	552.74	1,772.91	5	354.58	10	35.46	1.00	35.46	50
C11-GN135	HST-04	OST	95.28	1,904.24	81.67	942.78	3,023.98	5	604.80	10	60.48	1.00	60.48	50
C12-GN136	HST-04	OST	95.28	1,904.24	81.67	942.78	3,023.98	5	604.80	10	60.48	1.00	60.48	50
C13-GP122	HST-01	ELS	136.52	3,357.81	136.52	1,644.78	5,275.63	9	586.18	10	58.62	1.00	58.62	90
C14-GN155	AOP-99	Induction	93.82	1,205.98	93.82	631.31	2,024.93	5	404.99	12	33.75	2.00	16.87	120
C15-EX41,4	AOP-99	Local Generic Skills	75.78	122,141.56	75.78	55,398.78	177,691.90	40	4,442.30	10	444.23	2.00	222.11	800
C16-EX110	AOP-99	Local Generic Skills	56.83	14,418.14	56.83	6,582.91	21,114.72	5	4,222.94	20	211.15	1.00	211.15	100
C17-new MP	AOP-99	PDR training	351.59	2,512.01	162.27	1,370.72	4,396.60	8	549.58	10	54.96	1.00	54.96	80
		Total	1,291.36	151,617.27	981.19	69,712.09	223,601.93	91						1,430

DOI ACTP 2006/7														
Local Code	HO Code	Courses	Preparation	Delivery	Closure	Support	Total	Courses Planned	Cost of Course	No Students	Cost per student per Course	Duration	cost per Student Day	Annual student days
Tr. Type: DC78-C - IT Training School Dol (5-4) Training														
C1-TK002	POR-99	Recruits IT Prog	515.39	12,278.97	515.39	17,817.75	31,127.49	10	3,112.75	100	31.13	4.00	7.78	4,000
C10-GP154	OTH-99	Rejoiners/Transfers	433.05	11,480.83	433.05	16,528.82	28,875.74	12	2,406.31	40	60.16	3.00	20.05	1,440
C11-TS048	INV-99	Anaysts IT Prog	393.17	11,253.60	393.17	16,117.88	28,157.83	16	1,759.86	10	175.99	2.00	87.99	320
C12-TK016	INV-99	Anaylsts Webbi	393.17	11,253.60	393.17	16,117.88	28,157.83	16	1,759.86	10	175.99	2.00	87.99	320
C13-TK002	OGN-99	CRIS Foundation	703.13	21,689.80	703.13	30,918.70	54,014.76	60	900.25	10	90.02	1.00	90.02	600
C14-TK016	INV-99	CRIS Webbi	491.47	12,490.41	491.47	18,036.76	31,510.10	20	1,575.51	10	157.55	2.00	78.78	400
C15-TK019	OGN-99	CRIS view only	703.13	10,736.43	703.13	16,255.41	28,398.09	60	473.30	10	47.33	0.50	94.66	300
C16-TK017	INV-99	CRIS FBOC	196.59	8,779.76	196.59	12,279.80	21,452.73	8	2,681.59	10	268.16	2.00	134.08	160
C17-TK007	MAN-99	CRIS/IBO Supervis	57.36	6,609.04	57.36	9,001.11	15,724.88	4	3,931.22	10	393.12	0.50	786.24	20
C18-TS094	INV-99	Metbats	884.94	17,418.86	884.94	25,687.97	44,876.71	24	1,869.86	10	186.99	3.00	62.33	720
C19-N/A	INV-99	IBO CRIS/Crimint	274.59	9,759.51	274.59	13,800.23	24,108.91	12	2,009.08	10	200.91	2.00	100.45	240
C2-N/A	AOP-99	IBO T & D prog	260.60	9,292.49	260.60	13,137.57	22,951.25	10	2,295.13	10	229.51	2.00	114.76	200
C20-N/A	INV-99	Crimint+ Intel Prof	863.74	18,409.04	863.74	26,956.77	47,093.30	36	1,308.15	10	130.81	2.00	65.41	720
C21-N/A	INV-99	Crimint+ Superuser	1,112.33	19,703.76	1,112.33	29,355.59	51,284.02	18	2,849.11	10	284.91	5.00	56.98	900
C22-N/A	INV-99	*Crimint+ Admin	0.00	0.00	0.00	0.00	0.00	0	0.00	10	0.00	1.00	0.00	0
C23-PILOT	INV-99	*Metafor Mobile Dev	0.00	0.00	0.00	0.00	0.00	0	0.00	10	0.00	1.00	0.00	0
C24-PILOT	INV-99	*Metafor (Full)	0.00	0.00	0.00	0.00	0.00	0	0.00	10	0.00	1.00	0.00	0
C25-PILOT	INV-99	*Metafor Basic	0.00	0.00	0.00	0.00	0.00	0	0.00	10	0.00	0.50	0.00	0
C26-N/A	INV-99	TIB - CRIS/Crimint	328.13	10,344.01	328.13	14,726.05	25,726.31	14	1,837.59	10	183.76	2.00	91.88	280
C27-TS039	SCS-99	PCSO Crimint	1,147.26	18,756.08	1,147.26	28,180.42	49,231.01	80	615.39	10	61.54	1.00	61.54	800
C28-TS048	INV-99	SRO CRIS/Crimint	140.63	8,063.82	140.63	11,171.55	19,516.62	6	3,252.77	10	325.28	2.00	162.64	120
C29-TS095	AOP-99	Visor Primary User	210.94	8,956.72	210.94	12,555.13	21,933.73	6	3,655.62	10	365.56	3.00	121.85	180
C3-TS097	AOP-99	Visor Second User	158.46	8,027.32	158.46	11,170.43	19,514.67	12	1,626.22	10	162.62	1.00	162.62	120
C30-TK020	INV-99	CMU CRIS	1,310.58	21,705.27	1,310.58	32,565.78	56,892.20	20	2,844.61	10	284.46	5.00	56.89	1,000
C31-LG016	INV-99	RIPA - Supts	158.46	8,027.32	158.46	11,170.43	19,514.67	12	1,626.22	10	162.62	1.00	162.62	120
C32-CS225	INV-99	RIPA - Gatekeepers	274.59	9,759.51	274.59	13,800.23	24,108.91	12	2,009.08	10	200.91	2.00	100.45	240
C33-TP011	OGN-09	PNC Control Room	1,859.57	30,481.18	1,859.57	45,783.97	79,984.29	16	4,999.02	10	499.90	10.00	49.99	1,600
C34-TC022	CEF-01	CAD Control Room	1,859.57	30,481.98	1,859.57	45,785.04	79,986.16	16	4,999.14	10	499.91	10.00	49.99	1,600
C35-TC021	CEF-01	Controllers	274.59	9,759.51	274.59	13,800.23	24,108.91	12	2,009.08	10	200.91	2.00	100.45	240
C36-TM003	OGN-99	MSS/CAD Browse	133.96	7,980.53	133.96	11,042.20	19,290.65	6	3,215.11	10	321.51	2.00	160.76	120
C37-TC025	CEF-99	CAD MIS	158.46	8,027.32	158.46	11,170.43	19,514.67	12	1,626.22	10	162.62	1.00	162.62	120
C38-TC008	CEF-01	Control Room Foun	1,859.57	28,762.78	1,859.57	43,483.55	75,965.47	16	4,747.84	10	474.78	10.00	47.48	1,600
C39-TP011	CEF-01	Police PNC/CAD	708.44	16,694.58	708.44	24,245.81	42,357.27	4	10,589.32	10	1,058.93	15.00	70.60	600
C4-TP008	OGN-09	PNC Operator	1,741.91	30,828.32	1,741.91	45,933.68	80,245.83	20	4,012.29	10	401.23	7.00	57.32	1,400
C40-TP013	OGN-09	PNC QUEST	194.95	8,510.84	194.95	11,915.42	20,816.16	8	2,602.02	10	260.20	2.00	130.10	160
C41-TP012	OGN-09	PNC VODS	194.95	8,510.84	194.95	11,915.42	20,816.16	8	2,602.02	10	260.20	2.00	130.10	160
C42-TC029	AOP-99	IBO Transition	1,122.18	19,573.02	1,122.18	29,206.94	51,024.33	44	1,159.64	10	115.96	2.00	57.98	880
C43-TC030	CEF-99	IBO CAD/PNC	1,721.32	26,900.07	1,721.32	40,619.79	70,962.50	12	5,913.54	10	591.35	12.00	49.28	1,440
C44-N/K	AOP-99	IBO New Starter	483.87	12,112.38	483.87	17,510.34	30,590.45	10	3,059.05	10	305.90	4.00	76.48	400
C45-TC027	MAN-99	IBO Supervisor	194.95	8,510.84	194.95	11,915.42	20,816.16	8	2,602.02	10	260.20	2.00	130.10	160
C46-N/A	AOP-03	NSPIS Airwave	528.20	12,112.38	528.20	17,629.05	30,797.83	40	769.95	10	76.99	1.00	76.99	400
C47-TC028	CEF-04	TIB PortrAIT Portal	158.46	8,031.28	158.46	11,175.74	19,523.94	12	1,627.00	10	162.70	1.00	162.70	120
C48-N/K	CEF-04	TIB PNC Operator	1,984.18	20,181.21	1,984.18	32,329.04	56,478.62	14	4,034.19	10	403.42	7.00	57.63	980
C49-N/K Aw	CEF-04	*TIB T & D Prog	0.00	0.00	0.00	0.00	0.00	0	0.00	0	0.00	0.00	0.00	0
C5-TZ005	OGN-99	MDT MIS	255.04	9,209.19	255.04	13,011.19	22,730.46	10	2,273.05	10	227.30	2.00	113.65	200
C50-TP017	CEF-99	MDT PNC	9,181.51	111,322.55	9,181.51	173,610.09	303,295.67	360	842.49	10	84.25	2.00	42.12	7,200
C51-	MAN-99	MDT Comms Super	132.05	7,757.59	132.05	10,738.64	18,760.33	10	1,876.03	10	187.60	1.00	187.60	100
C52-	CEF-99	MDT Comms Officer	1,020.17	17,918.76	1,020.17	26,719.25	46,678.35	40	1,166.96	10	116.70	2.00	58.35	800
C53-	MAN-99	MDT Supervisor	528.20	12,112.38	528.20	17,629.05	30,797.83	40	769.95	10	76.99	1.00	76.99	400

DOI ACTP 2006/7														
Local Code	HO Code	Courses	Preparation	Delivery	Closure	Support	Total	Courses Planned	Cost of Course	No Students	Cost per student per Course	Duration	cost per Student Day	Annual student days
C54-MM068	OGN-02	Sergeants Custody	2,304.67	32,983.06	2,304.67	50,324.96	87,917.37	70	1,255.96	10	125.60	2.00	62.80	1,400
C55-TS079	AOP-99	High Level User	158.46	8,027.32	158.46	11,170.43	19,514.67	12	1,626.22	10	162.62	1.00	162.62	120
C56-TS080	AOP-99	ADS Reporter	158.46	8,027.32	158.46	11,170.43	19,514.67	12	1,626.22	10	162.62	1.00	162.62	120
C57-	AOP-03	NSPIS Case CJU	368.98	10,918.20	368.98	15,604.09	27,260.24	6	4,543.37	10	454.34	5.00	90.87	300
C58-	OGN-10	NSPIS Custody	613.09	15,506.28	613.09	22,399.73	39,132.18	8	4,891.52	10	489.15	5.00	97.83	400
C59-TS047	MAN-99	Merlin Supervisor	178.34	8,535.70	178.34	11,904.24	20,796.63	20	1,039.83	10	103.98	1.00	103.98	200
C6-TS091	AOP-99	METHR Excel	107.01	7,647.54	107.01	10,524.26	18,385.81	12	1,532.15	10	153.22	1.00	153.22	120
C61-TS090	AOP-99	METHR Core Refres	115.92	7,643.58	115.92	10,542.84	18,418.27	6	3,069.71	10	306.97	2.00	153.49	120
C62-TS070	AOP-99	METHR View only	178.34	8,535.30	178.34	11,903.71	20,795.70	20	1,039.79	10	103.98	1.00	103.98	200
C63-TS092	AOP-99	METHR Local Recru	142.68	8,089.52	142.68	11,211.44	19,586.31	16	1,224.14	10	122.41	1.00	122.41	160
C64-TS073	AOP-99	METHR Local OTA	142.68	8,089.52	142.68	11,211.44	19,586.31	16	1,224.14	10	122.41	1.00	122.41	160
C65-TS078	AOP-99	METHR Full Time	594.48	13,439.84	594.48	19,583.57	34,212.37	16	2,138.27	10	213.83	4.00	53.46	640
C66-TS078	AOP-99	METHR Part Time	225.90	8,981.16	225.90	12,627.90	22,060.86	4	5,515.22	10	551.52	6.00	91.92	240
C67-TS044	AOP-99	Nexus Publisher	463.69	11,656.32	463.69	16,845.81	29,429.52	24	1,226.23	10	122.62	2.00	61.31	480
C68-TS060	AOP-99	METSTATS	264.10	8,128.75	264.10	11,589.06	20,246.01	20	1,012.30	10	101.23	1.00	101.23	200
C69-TS085	AOP-99	CARM Basic & Duty	1,414.04	22,487.85	1,414.04	33,890.42	59,206.34	50	1,184.13	10	118.41	2.00	59.21	1,000
C7-TS087	AOP-99	CARM Pol Regs	1,215.89	20,812.93	1,215.89	31,117.69	54,362.40	30	1,812.08	10	181.21	3.00	60.40	900
C71-TS088	AOP-99	CARM Admin	307.91	10,158.78	307.91	14,423.94	25,198.53	12	2,099.88	10	209.99	2.00	104.99	240
C72-TS041	AOP-99	CARM Pivot Tables	80.46	7,315.75	80.46	10,009.02	17,485.69	6	2,914.28	10	291.43	1.00	291.43	60
C73-	MAN-99	MetTIME Supervisor	1,974.17	42,145.12	1,974.17	61,705.31	107,798.77	204	528.43	10	52.84	1.00	52.84	2,040
C74-	AOP-99	MetTIME Duty Plan	2,563.96	45,020.49	2,563.96	67,133.68	117,282.09	54	2,171.89	10	217.19	4.00	54.30	2,160
C75-LG018	AOP-99	*METRIC OCU Admi	0.00	0.00	0.00	0.00	0.00	0	0.00	10	0.00	1.00	0.00	0
C76-LG017	AOP-99	*METRIC Info Man	0.00	0.00	0.00	0.00	0.00	0	0.00	10	0.00	1.00	0.00	0
C77-	AOP-99	*METRIC Decision	0.00	0.00	0.00	0.00	0.00	0	0.00	10	0.00	1.00	0.00	0
C78-	AOP-99	Elec Contingency	57.36	6,928.52	57.36	9,428.79	16,472.03	4	4,118.01	10	411.80	1.00	411.80	40
		Total	50,938.40	1,041,654.53	50,814.79	1,530,679.83	2,674,087.48	1,808						45,180
* Training Planned but delivery and quantity not known at time of submission														
		DOI Total Costs	138,760.89	1,630,770.96	57,428.49	2,070,997.36	3,897,957.67	24,314						71,265
						Sustaining Overheads	1,594,944.46							
		Cost of Planned DOI Training					5,492,902.13							

Percentage of Total Student Training Days Predicted for 2006/7 By Home Office Code Groups for The Directorate of Information



CO ACTP 2006/7														
Local Code	HO Code	Courses	Preparation	Delivery	Closure	Support	Total	Courses Planned	Cost of Course	No Students	Cost per student per Course	Duration	cost per Student Day	Annual student days
Tr. Type: CO10-C - Mounted Branch CO11(3) Training														
C1-	OGN-99	Intermediate	1,405.61	10,542.42	565.62	59,622.58	72,136.24	2	36,068.12	6	6,011.35	20.00	300.57	240
C10-	OGN-99	Annual Training	13,510.49	57,012.89	7,167.15	370,164.30	447,854.83	18	24,880.82	8	3,110.10	10.00	311.01	1,440
C11-	OGN-99	Standard Training	3,526.71	48,408.85	1,592.70	255,040.75	308,569.01	2	154,284.51	8	19,285.56	80.00	241.07	1,280
		Total	18,442.81	115,964.16	9,325.47	684,827.63	828,560.08	22.00						2,960
Tr. Type: CO12-C - Public Order CO11(1)(2)(3) Training														
C1-PE002	INV-99	Standard Evidence Gathering	1,250.40	26,085.21	716.25	66,655.49	94,707.34	4	23,676.84	10	2,367.68	10.00	236.77	400
C10-PE007	INV-99	Evidence Gathering Refresher	1,735.28	28,296.89	867.64	72,842.76	103,742.56	17	6,102.50	6	1,017.08	2.00	508.54	204
C11-PM000	HST-99	Standard Public Order Medics	1,895.39	33,461.49	716.25	85,752.93	121,826.06	4	30,456.52	12	2,538.04	10.00	253.80	480
C12-PM001	HST-99	Public Order Medic Refresher	1,633.20	14,575.36	0.00	37,024.06	53,232.62	16	3,327.04	12	277.25	2.00	138.63	384
C13-PS004	OGN-99	Public Order Level 1	8,557.19	149,310.36	3,541.35	326,308.39	487,717.29	46	10,602.55	110	96.39	1.00	96.39	5,060
C14-PS001	OGN-99	Public Order Level 2	80,929.62	545,936.52	0.00	1,419,438.48	2,046,304.62	68	30,092.72	88	341.96	2.00	170.98	11,968
C15-PS003	OGN-99	Public Order Level 3	5,248.87	49,982.63	5,532.76	132,904.13	193,668.40	10	19,366.84	150	129.11	1.00	129.11	1,500
C16-PS005	OGN-99	Mounted Branch Public Order	6,051.01	13,711.97	0.00	42,590.65	62,353.63	78	799.41	12	66.62	1.00	66.62	936
C17-PT001	OGN-07	Rapid Entry	4,810.52	33,729.14	0.00	82,931.82	121,471.48	22	5,521.43	18	306.75	1.00	306.75	396
C18-PK004	INV-99	Forward Intelligence Team	561.59	4,447.11	102.25	11,549.54	16,660.49	3	5,553.50	16	347.09	3.00	115.70	144
C19-PK003	INV-99	FIT Refresher	851.22	7,739.27	340.85	17,190.73	26,122.07	10	2,612.21	16	163.26	1.00	163.26	160
C2-PC007	MAN-99	Designated Senior Officer Refr	12,963.62	87,527.79	0.00	198,380.12	298,871.53	9	33,207.95	25	1,328.32	1.00	1,328.32	225
C20-PG000	OFR-99	Baton Gun Course	1,290.45	6,190.05	0.00	18,054.19	25,534.69	1	25,534.69	10	2,553.47	10.00	255.35	100
C21-PD001	ODR-99	Vehicle Tactics Level 1	1,122.83	38,006.32	0.00	91,557.16	130,686.31	22	5,940.29	8	742.54	0.50	1,485.07	88
C22-PD002	ODR-99	Vehicle Tactics Level 2	867.64	6,809.94	0.00	16,303.58	23,981.16	17	1,410.66	10	141.07	1.00	141.07	170
C23-PL004	AOP-99	National Public Order Instruct	4,417.49	25,847.75	210.52	73,553.25	104,029.01	1	104,029.01	20	5,201.45	25.00	208.06	500
C24-PT004	OGN-08	CBRN Initial Course	19,444.21	111,774.12	1,976.91	302,478.02	435,673.26	58	7,511.61	12	625.97	2.00	312.98	1,392
C25-PT007	OGN-08	CBRN Refresher	27,480.86	99,755.43	3,238.05	283,797.65	414,271.99	95	4,360.76	12	363.40	1.00	363.40	1,140
C26-PG001	OFR-99	Baton Gun Refresher	3,759.73	3,674.70	110.24	18,209.06	25,753.73	9	2,861.53	8	357.69	1.00	357.69	72
C27-None	OGN-07	Rope Access Refresher	8,045.88	8,045.88	409.02	39,824.63	56,325.41	12	4,693.78	12	391.15	1.00	391.15	144
C28-N/k	OGN-07	*Rope Access Basic Course	0.00	0.00	0.00	0.00	0.00	0	0.00	8	0.00	10.00	0.00	0
C29-PT018	OGN-99	Working at Height	568.42	5,530.92	0.00	14,327.89	20,427.23	2	10,213.62	10	1,021.36	3.00	340.45	60
C3-PT020	ODH-99	Dogs Level 2	167.62	1,202.88	0.00	3,307.70	4,678.20	1	4,678.20	20	233.91	2.00	116.96	40
C30-PT021	ODH-99	Dogs Level 2 Refresher	187.20	1,454.50	0.00	3,569.37	5,211.07	1	5,211.07	20	260.55	2.00	130.28	40
C31-PS010	ODH-99	Dogs Level 3	1,531.13	2,002.93	0.00	7,874.65	11,408.70	10	1,140.87	10	114.09	1.00	114.09	100

CO ACTP 2006/7														
Local Code	HO Code	Courses	Preparation	Delivery	Closure	Support	Total	Courses Planned	Cost of Course	No Students	Cost per student per Course	Duration	cost per Student Day	Annual student days
C32-CM018	OGN-08	CBRN Assistant Instructors	1,210.24	8,529.26	94.39	23,734.09	33,567.98	6	5,594.66	12	466.22	2.00	233.11	144
C33-PA008	OGN-99	Advanced Public Order	2,557.87	24,199.61	0.00	61,043.35	87,800.83	9	9,755.65	24	406.49	2.00	203.24	432
C34-PT016	OGN-07	Glass Entry Course	3,134.80	7,927.97	0.00	24,735.65	35,798.42	5	7,159.68	18	397.76	1.00	397.76	90
C35-PT018	OGN-99	Working at Height Refresher	568.42	5,247.84	0.00	14,037.54	19,853.80	2	9,926.90	6	1,654.48	2.00	827.24	24
		Total	202,843	1,351,004	17,856	3,489,977	5,061,680	538						26,393
Tr. Type: CO13-C - Specialist Support - (PO) Training														
C1-GN135	HST-04	OST Phase 1	1,310.95	3,932.85	681.69	5,278.43	11,203.92	20	560.20	12	46.68	1.00	46.68	240
C10-	HST-04	OST Phase 2	1,310.95	3,932.85	681.69	5,278.43	11,203.92	20	560.20	12	46.68	1.00	46.68	240
C11-GN155	HST-99	Policing Safely	131.10	393.29	68.17	527.84	1,120.39	2	560.20	12	46.68	1.00	46.68	24
C12-GN115	HST-99	Supervising Safely	196.64	589.92	102.25	791.76	1,680.58	3	560.19	12	46.68	1.00	46.68	36
C13-GB075	HST-05	Risk Assessment	131.09	262.19	68.17	411.06	872.51	2	436.26	12	36.35	0.50	72.71	12
C14-	HST-05	IOSH Rsk Assess	65.55	196.64	34.08	263.92	560.19	1	560.19	15	37.35	1.00	37.35	15
C15-	HST-99	Worst Enemy	1,573.14	4,719.42	818.03	6,334.11	13,444.70	24	560.20	15	37.35	1.00	37.35	360
C16-GP122	HST-01	ELS	1,573.14	5,469.42	818.03	7,002.21	14,862.80	24	619.28	8	77.41	1.00	77.41	192
C17-GP036	HST-99	First Aid at Wrk	141.59	750.00	141.59	920.35	1,953.52	6	325.59	6	54.26	5.00	10.85	180
C18-	HST-99	First Aid at Wrk Ref	1,227.05	749.88	1,227.05	2,854.11	6,058.09	36	168.28	36	4.67	3.00	1.56	3,888
C19-GB072	HST-03	Manual Handling	340.85	1,310.95	340.85	1,775.04	3,767.68	10	376.77	8	47.10	0.50	94.19	40
C2-	AOP-99	Human Rights	524.38	1,573.14	272.68	2,111.37	4,481.57	8	560.20	12	46.68	1.00	46.68	96
C20-	OGN-99	Aware & IT Training	1,227.05	7,079.13	0.00	7,399.15	15,705.33	36	436.26	10	43.63	1.00	43.63	360
C21-	POR-99	Rainbow Recruits	312.03	312.03	156.02	694.90	1,474.98	12	122.92	150	0.82	0.13	6.30	234
C22-	OGN-99	Rnbw Sf Nghbrhd	1,040.11	1,040.11	520.06	2,316.33	4,916.61	40	122.92	25	4.92	0.13	37.82	130
C23-	AOP-99	Rnbw Rej & Trnsfrs	260.03	260.03	130.01	579.08	1,229.15	10	122.92	20	6.15	0.13	47.28	26
C24-	AOP-99	Rainbow Trainers	104.01	104.01	52.01	231.63	491.66	4	122.92	25	4.92	0.13	37.82	13
C25-	OGN-99	Training Day 2005	838.04	2,373.51	329.60	3,154.46	6,695.61	7	956.52	110	8.70	1.00	8.70	770
C26-	OGN-99	Training Day 2006	1,573.14	5,537.46	818.03	7,062.82	14,991.45	24	624.64	300	2.08	1.00	2.08	7,200
C27-	AOP-99	Rainbow MOD	379.21	1,137.62	940.43	2,188.93	4,646.19	7	663.74	110	6.03	1.00	6.03	770
		Total	14,260.05	41,724.45	8,200.44	57,175.93	121,360.85	296.00						14,826
Tr. Type: CO14-C - Strategic Command Unit - Training														
C1-PC019	MAN-99	Crisis Man Wrkshps	2,695.28	12,909.99	1,689.54	10,079.13	27,373.94	6	4,562.32	20	228.12	1.00	228.12	120
C10- PC020	MAN-04	Public Dis Cadre Wrkshps	2,301.99	15,855.03	2,301.99	13,033.55	33,492.56	6	5,582.09	20	279.10	2.00	139.55	240
C11- PC021	MAN-04	Advanced Public Order Cadre	1,005.74	8,569.18	1,335.75	10,187.28	21,097.94	2	10,548.97	8	1,318.62	6.00	219.77	96
C12-PC023	MAN-99	Standard PO and Maj Inc	2,983.06	9,719.53	2,064.38	13,787.92	28,554.89	6	4,759.15	15	317.28	3.00	105.76	270
C13-MPS -	MAN-99	Major Events	2,983.06	9,719.53	2,064.38	13,787.92	28,554.89	6	4,759.15	15	317.28	3.00	105.76	270
C14-PC025	MAN-99	Bronze Communication	900.14	4,623.28	900.14	5,997.69	12,421.26	4	3,105.32	10	310.53	3.00	103.51	120
C15- PC028	MAN-04	Cadre Development - Refresh	5,107.33	13,000.80	5,107.33	21,676.28	44,891.74	60	748.20	2	374.10	1.00	374.10	120
C16-PC021	MAN-99	Advanced Public Order Part 2	2,681.96	6,672.32	5,322.04	13,703.28	28,379.60	16	1,773.73	1	1,773.73	2.00	886.86	32
C17-	MAN-99	Bronze Intelligence	177.21	1,638.11	342.22	2,014.50	4,172.04	1	4,172.04	12	347.67	3.00	115.89	36
C18-PC022	MAN-04	*Designated Sen Offcr	0.00	0.00	0.00	0.00	0.00	0	0.00	8	0.00	1.00	0.00	0
C19- PC027	MAN-99	PO Seminar	121.25	1,047.26	728.19	1,770.95	3,667.65	2	1,833.83	60	30.56	1.00	30.56	120
C2-	MAN-99	Maj Inc Case Studies	4,729.04	6,228.90	796.19	10,974.82	22,728.94	30	757.63	30	25.25	1.00	25.25	900
C20-	MAN-04	ACPO PO	116.59	843.12	230.56	1,111.35	2,301.61	1	2,301.61	30	76.72	2.00	38.36	60
C21-	MAN-99	Bronze Crime	116.59	1,171.79	281.60	1,465.88	3,035.85	1	3,035.85	20	151.79	2.00	75.90	40
		Total	25,919.24	91,998.84	23,164.31	119,590.55	260,672.91	141.00						2,424

CO ACTP 2006/7														
Local Code	HO Code	Courses	Preparation	Delivery	Closure	Support	Total	Courses Planned	Cost of Course	No Students	Cost per student per Course	Duration	cost per Student Day	Annual student days
Tr. Type: CO21-C - Traffic Criminal Justice Unit Training														
C10-	OGN-99	CRIS	0.00	1,894.50	0.00	22,708.61	24,603.11	20	1,230.16	15	82.01	0.50	164.02	150
C11-	MAN-99	Management course	0.00	2,124.11	0.00	25,460.86	27,584.97	5	5,516.99	12	459.75	4.00	114.94	240
		Total	0	4,019	0	48,169	52,188	25						390
Tr. Type: CO24-C - CO18(4) Operational Support Training														
C1-GP122	HST-01	ELS	260.02	1,890.12	260.02	1,366.80	3,776.95	10	377.70	12	31.47	1.00	31.47	120
C10-GN135	HST-04	Ost Phase 1	780.05	4,880.10	780.05	3,652.24	10,092.44	30	336.41	12	28.03	1.00	28.03	360
C11-GN136	HST-04	OST Phase 2	780.05	4,880.10	780.05	3,652.24	10,092.44	30	336.41	12	28.03	1.00	28.03	360
C12-GN153	OGN-99	OCU Training Days	3,605.11	10,820.84	1,874.66	9,244.08	25,544.69	55	464.45	12	38.70	1.00	38.70	660
C13-GN115	HST-99	Policing Safely	31.46	398.29	68.17	282.37	780.29	2	390.15	12	32.51	1.00	32.51	24
C14-GN116	HST-99	Supervising Safely	15.73	201.64	34.08	142.60	394.06	1	394.06	12	32.84	1.00	32.84	12
C15-EL032	HST-05	Risk Assessor	15.73	201.64	34.08	142.60	394.06	1	394.06	12	32.84	1.00	32.84	12
C16-	AOP-99	Pre Selec Mentor	131.09	529.38	68.17	413.21	1,141.85	2	570.93	12	47.58	1.00	47.58	24
C17-GN153	AOP-99	Occasional Trainers	327.74	1,325.95	327.74	1,123.67	3,105.10	1	3,105.10	10	310.51	5.00	62.10	50
C18-RB116-	OGN-99	Counter Demonstr	933.08	6,787.90	933.08	4,907.72	13,561.79	10	1,356.18	6	226.03	1.00	226.03	60
C19-	AOP-99	MSU Induction	2,096.59	10,765.55	1,459.64	8,121.89	22,443.68	1	22,443.68	6	3,740.61	25.00	149.62	150
C2-GN153	MAN-99	Rope Supv Refr	102.07	413.30	53.08	322.37	890.82	2	445.41	4	111.35	1.00	111.35	8
C20-RB112-	OGN-99	Adv Marine Tac	816.60	4,183.00	204.15	2,951.05	8,154.80	1	8,154.80	8	1,019.35	10.00	101.94	80
C21-GN153	OFR-99	SO19 Marine Famil	816.60	3,371.40	204.15	2,490.79	6,882.94	2	3,441.47	12	286.79	4.00	71.70	96
C22-GN153	OFR-99	SO19 Marine Refr	408.30	916.60	102.08	809.24	2,236.22	2	1,118.11	12	93.18	1.00	93.18	24
C23-RB108	HST-99	MSU Enhanced ELS	104.01	655.04	104.01	489.44	1,352.49	4	338.12	8	42.27	1.00	42.27	32
C24-RB089	OGN-99	Coxn Course	1,224.90	8,266.00	306.23	5,555.95	15,353.08	2	7,676.54	6	1,279.42	10.00	127.94	120
C25-RB093	OGN-99	RYA Day SkipTheory	612.45	2,599.80	306.23	1,995.33	5,513.81	1	5,513.81	6	918.97	6.00	153.16	36
C26-GN153	OGN-99	CO12 Marine Famil	102.07	456.30	26.54	331.70	916.61	1	916.61	12	76.38	1.00	76.38	12
C27-RB105	OGN-99	Code B Basic	1,020.75	4,683.00	204.15	3,350.37	9,258.27	1	9,258.27	6	1,543.05	10.00	154.30	60
C28-RB105	OGN-99	Code A/B Refr	408.30	2,233.20	102.08	1,555.88	4,299.46	2	2,149.73	6	358.29	2.00	179.14	24
C29-GN153	OGN-99	Basic Rope Refr	1,910.84	14,698.80	0.00	9,419.33	26,028.97	72	361.51	4	90.38	1.00	90.38	288
C3-RB092	OGN-99	RYA Pwr Boat level2	204.15	2,665.80	53.08	1,657.65	4,580.68	2	2,290.34	6	381.72	3.00	127.24	36
C30-RB088	OGN-99	RYA Adv Pwr Boat	2,245.65	13,689.83	561.41	9,355.39	25,852.28	11	2,350.21	6	391.70	3.00	130.57	198
C31-RB097	OGN-99	RYA Diesel Cse	102.07	418.30	51.04	324.05	895.46	1	895.46	6	149.24	1.00	149.24	6
C32-RB010	OGN-99	Short RangeVHF	26.54	284.15	26.54	191.24	528.47	1	528.47	4	132.12	1.00	132.12	4
C33-RB091-	OGN-99	RYA Day Skip Prac	204.15	1,008.60	51.04	716.70	1,980.49	1	1,980.49	3	660.16	4.00	165.04	12
C34-RB095-	OGN-99	RYA Radar	132.70	1,345.75	61.24	873.16	2,412.85	5	482.57	4	120.64	1.00	120.64	20
C35-GN153	SCS-01	MSC Basic	102.07	1,681.05	26.54	1,026.26	2,835.92	1	2,835.92	3	945.31	7.00	135.04	21
C36-GN153	OGN-99	DSU Marine Refr	408.30	1,681.20	102.08	1,242.85	3,434.43	2	1,717.22	4	429.30	1.00	429.30	8
C37-RB110	OGN-99	DSU Marine Famil	306.23	1,825.20	102.08	1,266.62	3,500.12	1	3,500.12	4	875.03	4.00	218.76	16
C38-GA023-	OGN-99	ASU Crew resource	58.67	1,296.28	64.11	804.75	2,223.81	2	1,111.91	6	185.32	3.00	61.77	36
C39-	OGN-99	Air Observers Found	2,173.70	8,853.65	916.43	6,773.32	18,717.10	1	18,717.10	4	4,679.28	30.00	155.98	120
C4-GN153	OGN-99	Police Pilot	3,808.00	12,441.49	2,958.64	10,892.93	30,101.06	1	30,101.06	3	10,033.69	50.00	200.67	150
C40-	AOP-99	ASU Occ trainers	103.45	413.35	68.06	331.67	916.52	1	916.52	4	229.13	2.00	114.57	8
C41-	OGN-99	EC145 Observers	6,404.72	19,238.61	6,418.33	18,182.17	50,243.83	5	10,048.77	4	2,512.19	21.00	119.63	420
		Total	32,783.94	152,001.21	19,693.06	115,959.63	320,437.84	268.00						3,667

CO ACTP 2006/7														
Local Code	HO Code	Courses	Preparation	Delivery	Closure	Support	Total	Courses Planned	Cost of Course	No Students	Cost per student per Course	Duration	cost per Student Day	Annual student days
Tr. Type: CO61-C - CO11 Public Order -Officer Safety Training														
C1-	HST-04	Student Constable	4,083.00	54,859.66	4,083.00	21,195.53	84,221.19	10	8,422.12	50	168.44	4.00	42.11	2,000
C10-	HST-04	MSC - Police Staff	930.92	45,895.11	930.92	16,060.67	63,817.63	12	5,318.14	22	241.73	4.00	60.43	1,056
C11-	HST-04	MSC-Non MPS staff	930.92	65,485.59	930.92	22,648.94	89,996.38	12	7,499.70	50	149.99	4.00	37.50	2,400
C12-	HST-04	Reactive Protection	408.30	17,478.92	408.30	6,152.78	24,448.30	4	6,112.08	12	509.34	14.00	36.38	672
C13-	HST-04	OST foundation	10,207.50	109,248.60	2,041.50	40,859.64	162,357.24	8	20,294.66	18	1,127.48	15.00	75.17	2,160
C14-	HST-04	OS Development	5,512.05	76,429.44	5,512.05	29,410.63	116,864.17	108	1,082.08	20	54.10	1.00	54.10	2,160
C15-	HST-04	Forensic Retrieval	102.08	2,649.72	102.08	959.76	3,813.63	2	1,906.82	12	158.90	2.00	79.45	48
C16-	HST-04	OS for PCSOs	5,430.39	121,403.86	5,430.39	44,480.60	176,745.24	70	2,524.93	50	50.50	2.00	25.25	7,000
C17-	HST-04	Assisting OCU	265.40	2,041.50	265.40	865.06	3,437.35	10	343.74	20	17.19	1.00	17.19	200
C18-	HST-04	Individual OST	106.16	816.60	106.16	346.03	1,374.95	4	343.74	2	171.87	1.00	171.87	8
C19-	HST-04	Custody Nurses	153.11	2,449.80	153.11	926.85	3,682.88	3	1,227.63	10	122.76	2.00	61.38	60
C2-	HST-04	DDO OST	408.30	10,596.26	408.30	3,838.14	15,251.00	8	1,906.38	22	86.65	3.00	28.88	528
C20-	HST-04	MPS Staff	620.62	6,532.80	620.62	2,614.41	10,388.44	8	1,298.56	22	59.03	3.00	19.68	528
C21-	HST-04	Pre Course Cadre	918.68	27,521.90	918.68	9,873.52	39,232.77	9	4,359.20	20	217.96	2.00	108.98	360
		Total	30,077	543,410	21,911	200,233	795,631	268						19,180
Tr. Type: OP70-C - Territorial Support Group Training														
C1-GP122	HST-01	ELS	2,777.54	11,942.28	1,357.31	5,024.10	21,101.23	24	879.22	12	73.27	1.00	73.27	288
C10-GN135	HST-04	OST Phase 1	6,729.35	27,697.44	3,439.57	11,833.24	49,699.60	60	828.33	12	69.03	1.00	69.03	720
C11-	HST-04	OST Phase 2	6,729.35	27,177.41	3,439.57	11,670.73	49,017.06	60	816.95	12	68.08	1.00	68.08	720
C12-PT015	AOP-99	TSG Induction Course	5,554.20	35,188.24	2,777.10	13,599.86	57,119.40	8	7,139.93	24	297.50	10.00	29.75	1,920
C13-GN102	OGN-99	Police Officer Training Round	2,716.88	10,917.52	2,348.47	4,994.65	20,977.52	25	839.10	24	34.96	1.00	34.96	600
C14-GN101	OGN-99	Police Officer Training Round	2,716.88	10,917.52	2,348.47	4,994.65	20,977.52	25	839.10	24	34.96	1.00	34.96	600
C15-GN153	OGN-99	Police Staff Training Round 02	738.31	3,263.24	375.76	1,367.91	5,745.22	4	1,436.31	15	95.75	1.00	95.75	60
C16-GN153	OGN-99	Police Staff Training Round 01	738.31	3,263.56	375.76	1,368.01	5,745.64	4	1,436.41	15	95.76	1.00	95.76	60
C17-MD058	AOP-99	TSG Mentors Course	1,126.26	3,524.97	611.66	1,644.65	6,907.53	6	1,151.26	12	95.94	1.00	95.94	72
C18-CM019	MAN-99	Briefing Skills Course	1,573.14	7,885.68	461.92	3,100.23	13,020.97	6	2,170.16	8	271.27	5.00	54.25	240
C19-GN139	HST-99	Defibrillator Operators Initia	688.47	2,806.66	350.36	1,201.72	5,047.21	6	841.20	6	140.20	1.00	140.20	36
C2-GN140	HST-99	Defibrillator Operators Reclas	1,171.04	2,606.76	656.58	1,385.75	5,820.14	12	485.01	6	80.84	0.50	161.67	36
		Total	33,259.73	147,191.28	18,542.53	62,185.50	261,179.04	240.00						5,352

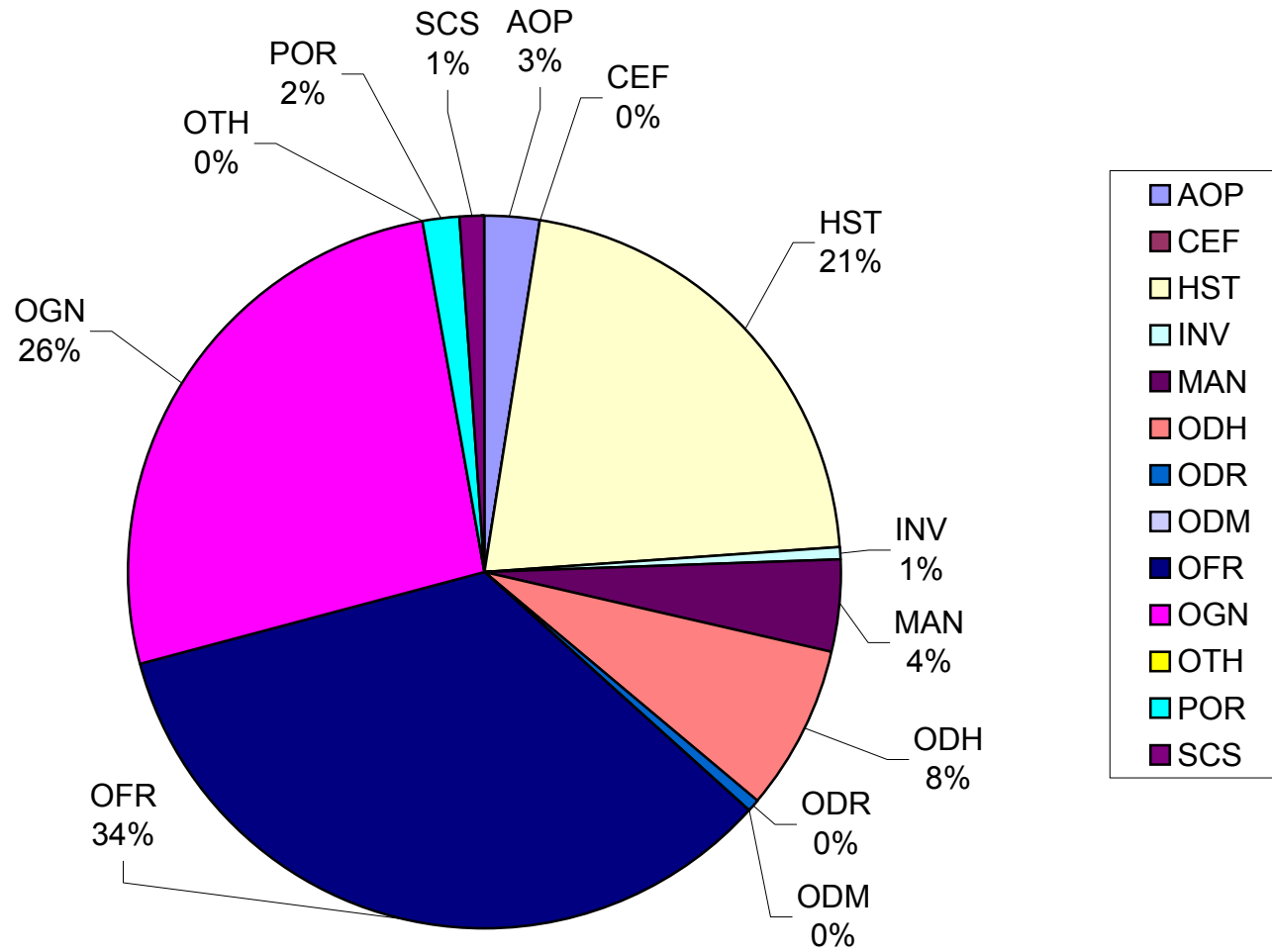
CO ACTP 2006/7														
Local Code	HO Code	Courses	Preparation	Delivery	Closure	Support	Total	Courses Planned	Cost of Course	No Students	Cost per student per Course	Duration	cost per Student Day	Annual student days
Tr. Type: PP20-C - CO18(1) Dog Training Establishment Training														
C1-	ODH-99	ACPO GPD Module	4,745.16	23,463.72	1,632.19	11,818.46	41,659.53	2	20,829.77	8	2,603.72	21.00	123.99	336
C10-	ODH-03	ACPO Weapons/Narcotics	4,358.57	22,451.06	714.53	11,045.06	38,569.22	1	38,569.22	8	4,821.15	16.00	301.32	128
C11-	ODH-02	ACPO Explosive Search	4,740.50	19,448.07	1,632.19	10,978.98	36,799.73	1	36,799.73	8	4,599.97	21.00	219.05	168
C12-	ODH-01	General Purpose Dog Intial	6,259.24	83,393.84	3,758.40	39,718.56	133,130.04	7	19,018.58	6	3,169.76	60.00	52.83	2,520
C13-	ODH-01	Genral Purpose Licensing	5,030.26	25,036.96	743.11	13,100.55	43,910.87	28	1,568.25	6	261.37	5.00	52.27	840
C14-	ODH-01	GPD Continuation	2,653.95	76,556.25	2,653.95	34,808.64	116,672.79	100	1,166.73	7	166.68	5.00	33.34	3,500
C15-	ODH-02	Explosive Search Intial	3,576.71	30,949.80	1,429.05	15,288.30	51,243.86	4	12,810.97	4	3,202.74	40.00	80.07	640
C16-	ODH-02	Explosive Search Refresher	3,878.85	44,708.85	3,878.85	22,308.78	74,775.33	50	1,495.51	4	373.88	5.00	74.78	1,000
C17-	ODH-02	Explosive Search Licence	663.49	4,491.30	0.00	2,191.82	7,346.61	25	293.86	2	146.93	1.00	146.93	50
C18-	ODH-99	Victim Recovery Initial	894.18	3,572.62	357.26	2,051.19	6,875.25	1	6,875.25	6	1,145.88	20.00	57.29	120
C19-	ODH-99	Victim Recovery Refresher	255.37	2,936.74	167.04	1,428.31	4,787.46	3	1,595.82	5	319.16	5.00	63.83	75
C2-	ODH-03	Passive Narcotics Initial	536.91	5,358.94	536.91	2,735.21	9,167.98	1	9,167.98	2	4,583.99	30.00	152.80	60
C20-	ODH-03	Passive Narcotics Refresher	414.54	5,873.49	414.54	2,849.94	9,552.52	6	1,592.09	4	398.02	5.00	79.60	120
C21-	ODH-03	Proactive Narcotics Initial	536.91	5,358.94	536.91	2,735.21	9,167.98	1	9,167.98	4	2,292.00	30.00	76.40	120
C22-	ODH-03	Proactive Narcotics/Weapons	575.94	48,984.35	575.94	21,317.93	71,454.16	8	8,931.77	4	2,232.94	5.00	446.59	160
C23-	ODH-03	Proactive Narcotics Licence	170.42	1,153.64	0.00	562.99	1,887.05	5	377.41	4	94.35	1.00	94.35	20
C24-	ODH-02	Tactical Firearms Support Init	1,788.35	7,145.25	1,073.83	4,255.16	14,262.59	2	7,131.30	8	891.41	20.00	44.57	320
C25-	ODH-02	Tactical Firearm Support Refre	759.44	10,730.12	759.44	5,208.27	17,457.27	12	1,454.77	8	181.85	5.00	36.37	480
C26-	ODH-99	Weapon Recover Refresher	204.15	1,788.35	53.08	869.78	2,915.36	2	1,457.68	5	291.54	5.00	58.31	50
C27-	ODH-01	Dog Handler Suitability (GPD)	289.13	4,085.14	289.13	1,982.88	6,646.28	2	3,323.14	8	415.39	5.00	83.08	80
C28-	ODH-02	Dog Handler Suitability (Explo	289.13	4,085.14	289.13	1,982.88	6,646.28	2	3,323.14	8	415.39	5.00	83.08	80
C29-	ODH-01	GPD Allocation	0.00	9,947.27	0.00	4,229.58	14,176.85	5	2,835.37	1	2,835.37	10.00	283.54	50
C3-	ODH-01	GPD Re Allocation	0.00	14,290.50	0.00	6,076.32	20,366.82	4	5,091.71	1	5,091.71	20.00	254.59	80
C30-	ODH-01	Puppy Allocation	132.70	1,786.31	132.70	872.39	2,924.10	5	584.82	4	146.21	2.00	73.10	40
C31-	ODH-01	Puppy Visits	265.40	3,572.63	632.87	1,901.02	6,371.91	10	637.19	4	159.30	2.00	79.65	80
C32-	ODH-01	10 Mth puppy Visit	316.43	4,470.89	316.43	2,170.11	7,273.86	5	1,454.77	4	363.69	5.00	72.74	100
C33-	ODH-99	GPD Team Trainers	2,042.57	8,160.95	816.09	4,685.54	15,705.15	1	15,705.15	8	1,963.14	20.00	98.16	160
C34-	ODH-99	CTC Explosives Instructors	408.30	1,914.93	204.15	1,074.64	3,602.02	1	3,602.02	6	600.34	10.00	60.03	60
C35-	ODH-03	Customs Narcotics	536.91	5,358.94	536.91	2,735.21	9,167.98	1	9,167.98	4	2,292.00	30.00	76.40	120
		Total	46,323.51	481,074.99	24,134.63	232,983.71	784,516.85	295.00						11,557

CO ACTP 2006/7														
Local Code	HO Code	Courses	Preparation	Delivery	Closure	Support	Total	Courses Planned	Cost of Course	No Students	Cost per student per Course	Duration	cost per Student Day	Annual student days
Tr. Type: SO19-C - Force Firearms Unit Training														
C1-	OFR-01	Initial Firearms	69,893.23	1,298,918.74	69,893.23	1,278,433.44	2,717,138.64	47	57,811.46	12	4,817.62	15.00	321.17	8,460
C10-	OFR-01	Mod Initial	13,276.75	6,183.99	874.64	18,070.02	38,405.40	1	38,405.40	8	4,800.68	17.00	282.39	136
C11-	OFR-01	SCD Initial	4,461.27	83,452.18	4,461.27	82,084.18	174,458.90	3	58,152.97	12	4,846.08	16.00	302.88	576
C12-	OFR-99	ARV Weapons	3,090.26	27,881.09	3,090.26	30,267.15	64,328.76	2	32,164.38	12	2,680.37	10.00	268.04	240
C13-	OFR-99	ARV Tactics	13,654.43	278,595.15	13,654.43	271,826.29	577,730.29	10	57,773.03	12	4,814.42	15.00	320.96	1,800
C14-	OFR-99	ARV Search	5,461.77	75,246.04	5,461.77	76,570.29	162,739.87	4	40,684.97	12	3,390.41	10.00	339.04	480
C15-	OFR-99	National Firearms Instructor	20,362.21	124,267.40	9,079.96	136,586.32	290,295.88	3	96,765.29	12	8,063.77	30.00	268.79	1,080
C16-	OFR-99	Specialist Firearms Officer	17,657.81	114,913.34	7,686.51	124,632.95	264,890.60	2	132,445.30	12	11,037.11	30.00	367.90	720
C17-	OFR-99	Tactical Support Team	7,855.06	85,008.57	4,051.28	86,118.59	183,033.50	3	61,011.17	12	5,084.26	15.00	338.95	540
C18-	OFR-99	SFO Abseil	2,944.15	10,787.90	1,340.98	13,393.89	28,466.92	2	14,233.46	12	1,186.12	5.00	237.22	120
C19-	OFR-99	SFO Shotgun	612.45	6,124.50	612.45	6,530.68	13,880.08	2	6,940.04	12	578.34	5.00	115.67	120
C2-	OFR-99	SFO Prep Week	2,273.66	14,870.90	1,136.83	16,244.84	34,526.23	2	17,263.12	12	1,438.59	5.00	287.72	120
C20-	OFR-99	SFO Assessment	4,877.33	30,573.43	2,603.67	33,815.17	71,869.60	4	17,967.40	12	1,497.28	5.00	299.46	240
C21-	OFR-05	Reactive Protection Course	6,827.21	86,186.99	6,827.21	88,719.09	188,560.51	5	37,712.10	12	3,142.68	10.00	314.27	600
C22-	OFR-05	RPC Pre Shoot	1,837.35	14,698.80	1,837.35	16,326.69	34,700.19	6	5,783.37	12	481.95	4.00	120.49	288
C23-	OGN-99	SFO Return To Ops	1,340.98	10,787.90	670.49	11,373.52	24,172.89	1	24,172.89	12	2,014.41	10.00	201.44	120
C24-	OFR-03	Rifle Initial Course	7,725.65	63,505.54	5,131.76	67,856.12	144,219.07	2	72,109.54	12	6,009.13	20.00	300.46	480
C25-	OFR-99	Rifle Urban Module	772.57	7,697.64	772.57	8,213.13	17,455.90	1	17,455.90	12	1,454.66	5.00	290.93	60
C26-	OFR-99	Rifle Rural Module	772.57	7,697.64	772.57	8,213.13	17,455.90	1	17,455.90	12	1,454.66	10.00	145.47	120
C27-	OFR-99	Rifle Silenced Course	772.57	7,697.64	772.57	8,213.13	17,455.90	1	17,455.90	12	1,454.66	5.00	290.93	60
C28-	OFR-99	Rifle .338 Course	1,165.85	7,697.64	1,165.85	8,912.07	18,941.41	1	18,941.41	12	1,578.45	5.00	315.69	60
C29-	OFR-99	G3 K Course	1,165.85	7,697.64	1,165.85	8,912.07	18,941.41	1	18,941.41	12	1,578.45	5.00	315.69	60
C3-	OFR-99	Rifle Elevated Shooting	1,165.85	13,990.20	1,165.85	14,503.64	30,825.54	1	30,825.54	12	2,568.80	5.00	513.76	60
C30-	OFR-99	Rifle Tactical Refresher	3,497.55	19,244.10	3,497.55	23,316.15	49,555.35	3	16,518.45	12	1,376.54	5.00	275.31	180
C31-	OFR-99	Rifle G3 K Refresher	1,626.99	12,829.40	1,626.99	14,291.69	30,375.07	10	3,037.51	12	253.13	1.00	253.13	120
C32-	OFR-04	Rifle Shooting Refresher	2,440.49	38,488.20	2,440.49	38,537.85	81,907.03	15	5,460.47	12	455.04	2.00	227.52	360
C33-	OFR-99	Rifle Assessment	3,090.26	25,658.80	3,090.26	28,292.42	60,131.74	4	15,032.94	12	1,252.74	5.00	250.55	240
C34-	OFR-99	ARV Training	45,481.28	231,986.04	29,557.58	272,822.33	579,847.23	52	11,150.91	40	278.77	3.00	92.92	6,240
C35-	OFR-99	SFO Training	18,450.62	199,101.85	10,096.42	202,288.81	429,937.71	52	8,268.03	10	826.80	5.00	165.36	2,600
C36-	MAN-05	Silver Command Training	35,645.61	216,603.00	35,645.61	255,822.80	543,717.01	41	13,261.39	15	884.09	3.00	294.70	1,845
C37-	MAN-99	Gold Command Training	12,006.00	63,396.00	12,006.00	77,670.75	165,078.75	12	13,756.56	18	764.25	3.00	254.75	648
C38-	OFR-99	TST Training	9,326.80	40,229.40	9,326.80	52,323.43	111,206.43	20	5,560.32	12	463.36	3.00	154.45	720
C39-	OFR-99	NFIC Assesment	1,981.93	11,807.64	1,981.93	14,014.55	29,786.05	6	4,964.34	12	413.70	3.00	137.90	216
C4-	OFR-99	NFIC Shotgun	918.67	7,349.40	459.34	7,755.18	16,482.59	3	5,494.20	12	457.85	4.00	114.46	144
C40-	OFR-99	National Aircraft Protection	816.60	10,003.35	816.60	10,340.24	21,976.79	1	21,976.79	12	1,831.40	10.00	183.14	120
C41-	OFR-99	CQC Inst	752.99	9,534.71	752.99	9,810.76	20,851.45	1	20,851.45	12	1,737.62	5.00	347.52	60
C42-	OFR-06	Protection Officer Tactical Re	9,326.80	70,571.80	9,326.80	79,285.69	168,511.09	40	4,212.78	16	263.30	2.00	131.65	1,280
C43-	OFR-99	SEG Tactics Course	670.49	5,393.95	670.49	5,984.66	12,719.59	1	12,719.59	12	1,059.97	5.00	211.99	60
C44-	OFR-99	SEG Tactical Refresher	2,681.96	10,847.96	2,681.96	14,405.88	30,617.76	4	7,654.44	16	478.40	3.00	159.47	192
C45-	OFR-99	SCD Tac Ref	18,773.72	75,935.72	18,773.72	100,841.14	214,324.30	28	7,654.44	16	478.40	3.00	159.47	1,344
C46-	OFR-99	SO14 Tac Ref	13,745.05	72,336.10	13,745.05	88,705.55	188,531.74	41	4,598.34	16	287.40	2.00	143.70	1,312

CO ACTP 2006/7														
Local Code	HO Code	Courses	Preparation	Delivery	Closure	Support	Total	Courses Planned	Cost of Course	No Students	Cost per student per Course	Duration	cost per Student Day	Annual student days
C47-	OFR-99	SO16 Tac Ref	8,778.45	140,455.20	4,389.23	136,509.29	290,132.17	86	3,373.63	16	210.85	2.00	105.43	2,752
C48-	OFR-99	AFO/TSG/RA Tac Ref	510.38	24,498.00	510.38	22,675.96	48,194.71	10	4,819.47	16	301.22	3.00	100.41	480
C49-	OFR-99	Re Authorisation	1,326.98	30,622.50	1,326.98	29,569.45	62,845.90	50	1,256.92	6	209.49	1.00	209.49	300
C5-	OFR-06	RPO Shooting Refresher	2,551.88	40,830.00	2,551.88	40,816.73	86,750.48	50	1,735.01	20	86.75	1.00	86.75	1,000
C50-	OFR-99	SO16 Shooting Refresher	7,757.70	153,112.50	7,757.70	149,842.75	318,470.65	200	1,592.35	30	53.08	1.00	53.08	6,000
C51-	OFR-99	SCD Shooting Refresher	581.83	9,186.75	581.83	9,197.37	19,547.78	15	1,303.19	20	65.16	1.00	65.16	300
C52-	OFR-99	SO14 / AFO Shooting Refresh	7,912.85	109,530.56	7,912.85	111,391.58	236,747.85	204	1,160.53	20	58.03	1.00	58.03	4,080
C53-	OFR-99	SO18/SEG Shooting Refresher	5,585.54	77,315.69	5,585.54	78,629.35	167,116.13	144	1,160.53	20	58.03	1.00	58.03	2,880
C54-	OFR-06	Protection Officer Shooting Re	7,912.85	109,530.56	7,912.85	111,391.58	236,747.85	204	1,160.53	20	58.03	1.00	58.03	4,080
C55-	POR-99	Recruit Awareness Training	3,913.47	23,402.18	3,913.47	27,750.20	58,979.32	10	5,897.93	220	26.81	1.00	26.81	2,200
C56-	MAN-99	Ps Foundation Training	1,861.85	11,024.10	1,861.85	13,104.90	27,852.70	24	1,160.53	36	32.24	1.00	32.24	864
		Total	419,894.42	4,235,306.32	345,030.49	4,443,205.44	9,443,436.61	1,436.00						59,157
Tr. Type: TD10-C - Traffic OCU - CO15 Training														
C1-GP122	HST-01	ELS	3,674.70	48,824.10	3,674.70	14,930.41	71,103.91	36	1,975.11	10	197.51	1.00	197.51	360
C10-GN135	HST-04	OST phase 1	4,593.38	15,280.13	2,327.31	15,320.67	37,521.48	30	1,250.72	20	62.54	1.00	62.54	600
C11-GN136	HST-04	OST phase 2	4,593.38	15,280.13	2,327.31	15,320.67	37,521.48	30	1,250.72	20	62.54	1.00	62.54	600
C12-DX024	AOP-99	RDSM	364.27	772.57	121.25	931.11	2,189.19	2	1,094.60	14	78.19	5.00	15.64	140
C13-	MAN-99	IDR Polcoll	262.19	1,066.57	68.17	826.64	2,223.57	2	1,111.79	14	79.41	2.00	39.71	56
C14-	AOP-99	Media training	327.74	983.21	170.42	1,096.36	2,577.73	5	515.55	3	171.85	1.00	171.85	15
C15-	AOP-99	Traffic tutor PC	1,020.75	612.45	106.16	1,287.30	3,026.66	4	756.67	14	54.05	1.00	54.05	56
C16-DX017	ODR-99	M-way Fast Road	1,021.47	4,923.39	727.49	4,725.05	11,397.39	12	949.78	12	79.15	2.00	39.57	288
C17-CO12-P	OGN-99	ANPR	146.99	966.92	146.99	906.55	2,167.45	12	180.62	6	30.10	0.50	60.21	36
C18-DX0008	AOP-99	Provida 2000	146.99	966.92	146.99	906.55	2,167.45	12	180.62	6	30.10	0.50	60.21	36
C19-DX004	OGN-99	Pilot	7,349.40	27,138.72	2,449.80	26,272.01	63,209.93	12	5,267.49	6	877.92	4.00	219.48	288
C2-DX018	OGN-99	Hostyds	1,633.92	6,334.41	1,021.47	6,653.34	15,643.13	12	1,303.59	12	108.63	1.00	108.63	144
C20-	HST-99	Hazmat Prohibition	199.26	786.57	31.46	752.90	1,770.20	2	885.10	8	110.64	2.00	55.32	32
C21-	OGN-99	DRT	4,899.60	32,077.44	4,899.60	30,992.90	72,869.54	24	3,036.23	14	216.87	2.00	108.44	672
C22-DX022	ODR-99	4x4 Familiarisation / Towing	801.23	4,870.29	801.23	4,790.47	11,263.21	12	938.60	6	156.43	1.00	156.43	72
C23-DX003	OGN-99	Hand Held Speed Laser	318.47	1,837.35	318.47	1,831.23	4,305.53	12	358.79	3	119.60	1.00	119.60	36
C24-DX014	OGN-99	Weighing Training	318.47	1,837.35	318.47	1,831.23	4,305.53	12	358.79	12	29.90	1.00	29.90	144
C25-	OGN-99	Barracuda	170.24	1,005.73	170.24	996.34	2,342.56	2	1,171.28	12	97.61	1.00	97.61	24
C26-	HST-99	Hazmat basic	699.51	10,245.06	699.51	8,617.78	20,261.86	6	3,376.98	12	281.41	2.00	140.71	144
C27-	HST-99	Hazmat standard	1,762.77	16,540.65	1,762.77	14,850.98	34,917.16	6	5,819.53	12	484.96	5.00	96.99	360
		Total	34,305	192,350	22,290	153,840	402,785	245						4,103

CO ACTP 2006/7														
Local Code	HO Code	Courses	Preparation	Delivery	Closure	Support	Total	Courses Planned	Cost of Course	No Students	Cost per student per Course	Duration	cost per Student Day	Annual student days
Tr. Type: TR81-C - Transport OCU - CO17 Training														
C1-GN 153	SCS-99	TPCSO training day 1	1,483.12	8,863.25	1,483.12	2,908.87	14,738.37	32	460.57	16	28.79	1.00	28.79	512
C10-GN 153	SCS-99	TPCSO training day 2	1,483.12	8,863.25	1,483.12	2,908.87	14,738.37	32	460.57	16	28.79	1.00	28.79	512
C11-GN 153	SCS-99	Traffic Warden training day	1,019.65	6,093.49	1,019.65	1,999.85	10,132.63	22	460.57	16	28.79	1.00	28.79	352
C12-GN 153	OGN-99	Police training day	1,818.73	9,622.06	1,818.73	3,260.51	16,520.02	30	550.67	16	34.42	1.00	34.42	480
C13-	OGN-99	FIT/DRT	3,031.21	18,187.26	3,031.21	5,963.00	30,212.68	26	1,162.03	12	96.84	2.00	48.42	624
C14-GP122	HST-01	ELS	1,440.65	9,764.71	1,440.65	3,109.66	15,755.68	61	258.29	9	28.70	1.00	28.70	549
C15-	HST-99	FAW	514.46	3,887.25	514.46	1,208.89	6,125.06	4	1,531.27	12	127.61	5.00	25.52	240
C16-	HST-99	Defibrillator	104.96	656.56	104.96	213.06	1,079.53	4	269.88	8	33.74	1.00	33.74	32
C17-	HST-99	Defibrillator refresher	104.96	446.65	104.96	161.45	818.01	4	204.50	8	25.56	0.50	51.13	16
C18-GN135	HST-04	OST Police 1	2,421.29	19,293.98	2,421.29	5,935.18	30,071.73	30	1,002.39	16	62.65	1.00	62.65	480
C19-GN135	HST-04	OST police 2	2,421.29	19,293.98	2,421.29	5,935.18	30,071.73	30	1,002.39	16	62.65	1.00	62.65	480
C2-GN157	HST-04	OST TW	1,775.61	14,148.91	1,775.61	4,352.46	22,052.59	22	1,002.39	16	62.65	1.00	62.65	352
C20-GN157	HST-04	OST TPCSO	2,582.70	15,300.24	2,582.70	5,032.50	25,498.15	32	796.82	16	49.80	1.00	49.80	512
C21-GN115	HST-99	Policing Safely	238.59	1,376.50	238.59	455.82	2,309.50	7	329.93	12	27.49	1.00	27.49	84
C22-GN116	HST-99	Supervising safely	68.17	393.28	68.17	130.23	659.85	2	329.93	8	41.24	1.00	41.24	16
C23-GB 072	HST-03	Manual Handling	318.47	612.45	318.47	307.23	1,556.63	12	129.72	12	10.81	0.25	43.24	36
C24-GN115	HST-99	policing safely TPCSO	272.68	1,573.14	272.68	520.94	2,639.44	8	329.93	12	27.49	1.00	27.49	96
C25-GN115	HST-99	Policing safely TW	68.17	393.28	68.17	130.23	659.85	2	329.93	12	27.49	1.00	27.49	24
C26-GT120	POR-99	Street duties Police	354.42	2,098.52	354.42	690.33	3,497.69	2	1,748.85	12	145.74	3.00	48.58	72
C27-GN153	SCS-99	Street Duties TPCSO	185.39	6,349.56	185.39	1,652.53	8,372.87	4	2,093.22	12	174.43	2.00	87.22	96
C28-GN153	OTH-01	Diversity focus groups	477.71	918.68	477.71	460.84	2,334.94	18	129.72	12	10.81	0.25	43.24	54
C29-GN153	ODR-99	IRV/basic exam	318.47	612.45	318.47	307.23	1,556.63	12	129.72	12	10.81	0.25	43.24	36
C3-	HST-99	FAW assessments	159.24	918.68	159.24	304.22	1,541.37	6	256.90	12	21.41	1.00	21.41	72
C30-	MAN-99	TWm deputy managers course	612.66	6,684.75	612.66	1,945.09	9,855.17	5	1,971.03	8	246.38	5.00	49.28	200
C31-GN153	SCS-99	TWM TPCSO powers	812.87	4,813.02	812.87	1,583.29	8,022.04	6	1,337.01	12	111.42	3.00	37.14	216
C32-	AOP-99	Trainer assessments	136.34	786.57	136.34	260.47	1,319.72	4	329.93	1	329.93	1.00	329.93	4
C33-GN153	AOP-99	Induction	383.21	2,217.82	383.21	733.82	3,718.06	16	232.38	12	19.36	1.00	19.36	192
C34-GN153	OTH-99	Return from career break	152.37	914.22	152.37	299.74	1,518.70	4	379.68	1	379.68	2.00	189.84	8
C35-GN153	OGN-99	FPN refresher	79.23	457.11	79.23	151.37	766.94	4	191.74	12	15.98	1.00	15.98	48
		Total	24,839.74	165,541.62	24,839.74	52,922.86	268,143.95	441.00						6,395
* Training Planned but delivery and quantity not known at time of submission														
		CO Total Costs	882,948.30	7,521,585.04	534,988.39	9,661,070.65	18,600,592.22	7,989						156,404
						Sustaining Overheads	211,876.38							
						Cost of Planned CO Training	18,812,468.60							

Percentage of Total Student Training Days Predicted for 2006/7 By Home Office Code Groups for Central Operations



TP ACTP 2006/7														
Local Code	HO Code	Courses	Preparation	Delivery	Closure	Support	Total	Courses Planned	Cost of Course	No Students	Cost per student per Course	Duration	cost per Student Day	Annual student days
Tr. Type: BS91-C - Kensington & Chelsea BS Training														
C1-GP122	HST-01	ELS	1,861.85	7,609.08	587.95	4,057.75	14,116.63	48	294.10	6	49.02	1.00	49.02	288
C10-GN135	HST-04	OST	2,730.17	40,632.90	2,730.17	18,594.01	64,687.25	105	616.07	8	77.01	1.00	77.01	840
C11-GN136	HST-04	OST	2,730.17	40,614.00	2,730.17	18,586.39	64,660.73	105	615.82	8	76.98	1.00	76.98	840
C12-GN153	OGN-99	local training	5,673.53	36,757.15	2,789.44	18,241.79	63,461.90	110	576.93	10	57.69	1.00	57.69	1,100
C13-CR071	OGN-99	Domestic Violence	155.15	612.45	49.00	329.42	1,146.02	4	286.51	12	23.88	1.00	23.88	48
		Total	13,150.87	126,225.58	8,886.73	59,809.36	208,072.53	372						3,116
Tr. Type: CW94-C - Westminster CW Training														
C1-GN 135	HST-04	OST	4,778.59	108,835.01	4,778.59	50,107.19	168,499.37	185	910.81	18	50.60	1.00	50.60	3,330
C10-CR071	OGN-99	Domestic Violence	2,028.42	37,199.86	2,028.42	47,597.85	88,854.55	120	740.45	14	52.89	1.00	52.89	1,680
C11-GP122	HST-01	ELS	1,151.41	18,885.73	1,151.41	24,445.22	45,633.76	94	485.47	12	40.46	1.00	40.46	1,128
C12-GC066	OTH-01	Comms & Diversity	329.94	4,839.07	329.94	6,344.13	11,843.07	37	320.08	14	22.86	1.00	22.86	518
C13-MD001	MAN-03	Leadership	1,672.24	25,272.63	1,428.04	32,733.83	61,106.74	74	825.77	14	58.98	2.00	29.49	2,072
C14-GB080	OTH-99	1st Contact	321.02	4,708.28	321.02	6,172.66	11,522.98	36	320.08	14	22.86	1.00	22.86	504
C15-GN115	HST-99	Policing Safely	983.20	8,250.22	983.20	11,786.93	22,003.56	72	305.61	14	21.83	1.00	21.83	1,008
C16-CM041	HST-04	Minute Taking	80.25	1,337.58	80.25	1,728.35	3,226.44	18	179.25	14	12.80	0.50	25.61	126
C17-GN157	HST-04	OST for PCSO's	807.99	17,882.94	807.99	7,536.89	27,035.82	32	844.87	18	46.94	1.00	46.94	576
C18-GN157	HST-01	OST for MSC	606.00	13,412.21	606.00	5,652.67	20,276.87	24	844.87	18	46.94	1.00	46.94	432
C19-GP122	HST-01	ELS for MSC	183.74	2,694.78	183.74	3,532.92	6,595.17	15	439.68	12	36.64	1.00	36.64	180
C2-GN158	HST-04	OST for DDO's	101.00	2,235.37	101.00	942.11	3,379.48	4	844.87	18	46.94	1.00	46.94	72
C20-GN157	HST-04	OST for Nurses	24.50	359.30	0.00	442.79	826.59	2	413.30	6	68.88	1.00	68.88	12
		Total	13,068.30	245,912.98	12,799.60	199,023.54	470,804.40	713						11,638
Tr. Type: EK91-C - Camden EK Training														
C1-CRO71	OGN-99	Domestic Violence	145.70	4,399.91	145.70	6,391.91	11,083.22	20	554.16	8	69.27	1.00	69.27	160
C10-GN135	HST-04	OST (Non Core)	636.89	30,570.51	636.89	43,387.83	75,232.11	104	723.39	10	72.34	0.75	96.45	780
C11-GN136	HST-04	OST (Core)	636.89	30,570.51	636.89	43,387.83	75,232.11	104	723.39	10	72.34	0.75	96.45	780
C12-GP122	HST-01	ELS	556.21	5,950.45	556.21	9,623.16	16,686.03	36	463.50	8	57.94	1.00	57.94	288
C13-GB072	HST-03	Manual Handling	81.65	457.11	81.65	845.31	1,465.72	8	183.22	8	22.90	0.25	91.61	16
C14-GN115	HST-99	Policing safely	0.00	5,772.22	0.00	7,864.65	13,636.87	110	123.97	8	15.50	0.25	61.99	220
C15-GN116	HST-99	Supervising safely	40.23	502.84	40.23	794.75	1,378.05	3	459.35	8	57.42	1.00	57.42	24
C16-	HST-99	Defibrillator	783.86	6,532.16	783.86	11,036.09	19,135.97	64	299.00	8	37.37	0.50	74.75	256
C17-EL032	HST-05	Risk Assessment	55.96	466.32	55.96	787.85	1,366.09	4	341.52	8	42.69	0.50	85.38	16
C18-	ODR-99	Driving Assessment	816.52	10,206.50	816.52	16,131.37	27,970.91	200	139.85	1	139.85	0.25	559.42	50
C19-GN153	OGN-99	Local Training	0.00	11,339.35	0.00	15,449.86	26,789.21	208	128.79	8	16.10	0.25	64.40	416
C2-GN157	HST-04	PCSO OST	61.24	3,061.95	61.24	4,338.79	7,523.22	10	752.32	10	75.23	0.75	100.31	75
C20-	HST-04	MSC OST	24.50	1,224.78	24.50	1,735.51	3,009.28	4	752.32	10	75.23	0.75	100.31	30
C21-	OGN-09	IT PNC Training	61.24	1,530.97	61.24	2,252.83	3,906.28	10	390.63	6	65.10	1.00	65.10	60
		Total	3,901	112,586	3,901	164,028	284,415	885						3,171

TP ACTP 2006/7														
Local Code	HO Code	Courses	Preparation	Delivery	Closure	Support	Total	Courses Planned	Cost of Course	No Students	Cost per student per Course	Duration	cost per Student Day	Annual student days
Tr. Type: FH91-C - Hammersmith & Fulham FH Training														
C1-GN135	HST-04	OST 1	2,682.46	9,165.88	530.79	11,007.52	23,386.65	20	1,169.33	25	46.77	1.00	46.77	500
C10-GN136	HST-04	OST 2	2,682.46	9,165.88	530.79	11,007.52	23,386.65	20	1,169.33	25	46.77	1.00	46.77	500
C11-GP122	HST-01	ELS	1,079.96	2,900.16	312.02	3,816.57	8,108.71	12	675.73	10	67.57	1.00	67.57	120
C12-GN157	HST-04	OST for PCSO,s	484.48	612.45	106.16	1,069.79	2,272.88	4	568.22	25	22.73	0.75	30.31	75
C13-CR071	OGN-99	Domestic Violence	294.19	589.92	102.25	877.08	1,863.45	3	621.15	20	31.06	1.00	31.06	60
C14-GN116	HST-99	Supervising safely	276.26	1,049.26	181.87	1,340.37	2,847.76	3	949.25	20	47.46	1.00	47.46	60
C15-CS074	INV-99	Camera Competency	763.19	7,124.70	478.87	7,439.72	15,806.48	4	3,951.62	12	329.30	3.00	109.77	144
C16-GN153	OGN-99	Local Development	4,412.56	9,907.20	3,293.34	15,661.57	33,274.67	40	831.87	20	41.59	1.00	41.59	800
C17-GN151	OGN-99	Cycle Level1	409.02	5,791.42	611.93	6,057.55	12,869.91	12	1,072.49	8	134.06	1.00	134.06	96
C18-GN152	OGN-99	Cycle Level2	204.51	5,400.21	305.96	5,255.78	11,166.46	6	1,861.08	8	232.63	2.00	116.32	96
C19-GN115	HST-99	Policing safely	340.49	1,078.79	130.07	1,377.68	2,927.03	4	731.76	20	36.59	1.00	36.59	80
C2-GN116	HST-99	Supervising safely	170.24	539.40	65.04	688.85	1,463.53	2	731.77	20	36.59	1.00	36.59	40
		Total	13,799.82	53,325.27	6,649.09	65,600.00	139,374.18	130.00						2,571
Tr. Type: GN91-C - Hackney GN Training														
C1-GP122	HST-01	ELS	510.38	9,407.86	1,367.29	11,767.41	23,052.93	50	461.06	6	76.84	1.00	76.84	300
C10-GN152	OGN-99	Cycle Training	159.24	2,143.58	159.24	2,567.18	5,029.23	6	838.21	10	83.82	2.00	41.91	120
C11-CR071	OGN-99	DV	73.49	1,077.91	73.49	1,277.20	2,502.10	6	417.02	10	41.70	1.00	41.70	60
C12-GN135	HST-04	OST	2,600.73	35,109.85	5,411.73	44,963.63	88,085.94	103	855.20	10	85.52	1.00	85.52	1,030
C13-GN136	HST-04	OST	3,939.81	35,109.85	5,411.73	46,359.89	90,821.28	103	881.76	10	88.18	1.00	88.18	1,030
C14-GN157	HST-04	OST - PCSOs	303.00	4,090.47	682.50	5,292.70	10,368.66	12	864.06	10	86.41	1.00	86.41	120
C15-GN158	HST-04	OST - DDOs	50.50	681.74	79.08	845.96	1,657.28	2	828.64	10	82.86	1.00	82.86	20
C16-EL 011	HST-99	Personal Safety	62.75	1,022.62	131.62	1,268.96	2,485.95	3	828.65	10	82.87	1.00	82.87	30
C17-GN 115	HST-99	Policing Safely	62.93	922.91	62.93	1,093.54	2,142.30	4	535.58	10	53.56	1.00	53.56	40
C18-GN116	HST-99	Supervising Safely	62.93	922.91	62.93	1,093.54	2,142.30	4	535.58	6	89.26	1.00	89.26	24
C19-GN 153	SCS-99	Specials Training	666.62	26,353.78	666.62	28,869.27	56,556.30	2	28,278.15	22	1,285.37	18.00	71.41	792
C2-GN 153	OGN-99	Res. Team Training	1,399.02	9,559.97	699.51	12,156.32	23,814.82	50	476.30	25	19.05	1.00	19.05	1,250
C20-GN 153	AOP-99	PDR Training	125.85	797.06	125.85	1,093.54	2,142.30	8	267.79	10	26.78	0.50	53.56	40
C21-GN153	OGN-99	RT OPS. COURSE	68.17	424.75	31.46	546.77	1,071.15	2	535.58	12	44.63	1.00	44.63	24
C22-GN 153	HST-99	Defib Training	61.25	898.26	61.25	1,064.34	2,085.09	10	208.51	6	34.75	0.50	69.50	30
C23-GN 153	SCS-99	PCSOs Developmnt	204.51	1,274.24	94.39	1,640.31	3,213.45	6	535.58	15	35.71	1.00	35.71	90
C24-GN 153	OGN-99	Tr. Non-Resp Officers	1,171.65	7,554.71	1,171.65	10,320.67	20,218.69	20	1,010.93	20	50.55	1.00	50.55	400
C25-GN 153	OGN-99	Cozart Drug Testing	223.84	1,417.67	223.84	1,945.01	3,810.37	8	476.30	8	59.54	0.50	119.07	32
		Total	11,746.67	138,770.14	16,517.11	174,166.24	341,200.14	399.00						5,432

TP ACTP 2006/7														
Local Code	HO Code	Courses	Preparation	Delivery	Closure	Support	Total	Courses Planned	Cost of Course	No Students	Cost per student per Course	Duration	cost per Student Day	Annual student days
Tr. Type: HH91-C - Tower Hamlets HT Training														
C1-	INV-99	Achieving Best Evidence	5,616.00	20,795.20	1,872.00	34,644.54	62,927.74	8	7,865.97	12	655.50	5.00	131.10	480
C10-	OGN-99	TDC PIP Process	1,872.00	8,763.00	936.00	23,793.45	35,364.45	4	8,841.11	10	884.11	5.00	176.82	200
C11-	HST-99	Worst Enemy	1,061.58	6,124.50	1,061.58	16,959.66	25,207.32	40	630.18	20	31.51	1.00	31.51	800
C12-	HST-99	Supervising Safley	132.70	980.07	132.70	2,561.06	3,806.53	5	761.31	10	76.13	1.00	76.13	50
C13-	HST-05	Risk Assessment	265.40	1,531.13	265.40	4,239.93	6,301.85	10	630.19	10	63.02	1.00	63.02	100
C14-	INV-06	Peace Refresher	265.40	3,572.63	265.40	8,437.86	12,541.28	10	1,254.13	10	125.41	2.00	62.71	200
C15-GP122	HST-01	ELS	2,041.50	6,124.50	1,061.58	18,974.67	28,202.25	40	705.06	8	88.13	1.00	88.13	320
C16-	OGN-99	Team Training	391.97	6,532.80	1,241.23	16,791.75	24,957.75	32	779.93	30	26.00	1.00	26.00	960
C17-	AOP-99	PDR/PDP	0.00	825.03	0.00	1,696.51	2,521.54	5	504.31	5	100.86	0.50	201.72	13
C18-	SCS-99	PCSO Update	106.16	612.45	106.16	1,695.97	2,520.74	4	630.19	12	52.52	1.00	52.52	48
C19-	SCS-99	PCSO Supervisor	24.50	359.30	24.50	839.59	1,247.89	2	623.95	5	124.79	1.00	124.79	10
C2-	AOP-99	Presentation Skills	53.08	306.22	53.08	847.98	1,260.36	2	630.18	6	105.03	1.00	105.03	12
C20-	AOP-99	Restorative Justice	53.08	369.16	53.08	977.40	1,452.72	2	726.36	6	121.06	1.00	121.06	12
C21-	OGN-09	PNC for PCSOs	49.00	310.31	49.00	839.59	1,247.89	4	311.97	12	26.00	0.50	52.00	24
C22-	OGN-99	Critical incidents	171.61	990.03	171.61	2,741.54	4,074.78	4	1,018.70	12	84.89	1.00	84.89	48
C23-	OTH-01	Diversity Training	106.16	686.07	106.16	1,847.34	2,745.72	4	686.43	20	34.32	0.50	68.64	40
C24-	SCS-99	Specials	146.99	930.92	146.99	2,518.76	3,743.66	12	311.97	8	39.00	0.50	77.99	48
C25-	AOP-99	Specially Employed	318.47	1,837.35	318.47	5,087.90	7,562.20	12	630.18	8	78.77	1.00	78.77	96
C26-	MAN-99	SNT Update	318.47	1,837.35	318.47	5,087.90	7,562.20	12	630.18	8	78.77	1.00	78.77	96
C27-	POR-99	Probationers	1,592.37	9,384.76	1,592.37	25,846.66	38,416.16	60	640.27	8	80.03	1.00	80.03	480
C28-	HST-04	OST 1	2,965.52	23,834.20	2,965.52	31,799.36	61,564.60	75	820.86	16	51.30	1.00	51.30	1,200
C29-	HST-04	OST 2	2,965.52	23,671.69	2,965.52	31,799.36	61,402.09	75	818.69	16	51.17	1.00	51.17	1,200
		Total	20,517.48	120,378.67	15,706.82	240,028.78	396,631.72	422.00						6,437
Tr. Type: JC91-C - Waltham Forest JC Training														
C1-GN135	HST-04	OST Phase 1	8,931.56	15,894.99	928.88	22,773.90	48,529.33	35	1,386.55	18	77.03	1.00	77.03	630
C10-GN136	HST-04	OST Phase 2	8,931.56	12,504.19	928.88	22,773.90	45,138.53	35	1,289.67	18	71.65	1.00	71.65	630
C11-GP122	HST-01	ELS	398.09	2,296.69	398.09	3,149.47	6,242.34	15	416.16	8	52.02	1.00	52.02	120
C12-GN151	OGN-99	Cycle Level 1	155.15	612.45	49.00	831.54	1,648.14	4	412.04	6	68.67	1.00	68.67	24
C13-GN153	SCS-99	MSC	185.78	714.53	185.78	1,105.96	2,192.04	7	313.15	8	39.14	0.50	78.29	28
C14-EL032	HST-05	Risk Assessment	159.24	918.68	159.24	1,259.79	2,496.94	6	416.16	8	52.02	1.00	52.02	48
C15-TR001	OGN-99	RTOPS	132.70	765.56	132.70	1,049.83	2,080.79	5	416.16	10	41.62	0.50	83.23	25
C16-GN153	SCS-99	Volunteers	185.78	714.53	185.78	1,105.96	2,192.04	7	313.15	8	39.14	0.50	78.29	28
C17-GN153	SCS-99	PCSO	159.24	1,837.35	159.24	2,195.27	4,351.09	6	725.18	10	72.52	1.00	72.52	60
C18- GP146	INV-99	ICEFLO	159.24	612.45	159.24	947.96	1,878.88	6	313.15	10	31.31	0.50	62.63	30
C19-CR071	OGN-99	Domestic Violence	159.24	918.68	159.24	1,259.79	2,496.94	6	416.16	16	26.01	1.00	26.01	96
C2-GN115	HST-99	Policing Safely	796.19	4,593.38	796.19	6,298.95	12,484.70	30	416.16	16	26.01	1.00	26.01	480
C20-GN135	HST-04	OST - Phase 1	132.70	765.56	132.70	1,049.83	2,080.79	5	416.16	5	83.23	1.00	83.23	25
C21-GN136	HST-04	OST - Phase 2	132.70	765.56	132.70	1,049.83	2,080.79	5	416.16	5	83.23	1.00	83.23	25
C22-GB072	HST-03	Manual Handling	106.16	408.30	49.00	573.76	1,137.21	4	284.30	20	14.22	0.50	28.43	40
C23-GN153	SCS-99	Street Wardens	204.15	612.45	106.16	939.65	1,862.41	4	465.60	10	46.56	1.00	46.56	40
		Total	20,929.48	44,935.35	4,662.82	68,365.39	138,892.96	180.00						2,329

TP ACTP 2006/7														
Local Code	HO Code	Courses	Preparation	Delivery	Closure	Support	Total	Courses Planned	Cost of Course	No Students	Cost per student per Course	Duration	cost per Student Day	Annual student days
Tr. Type: JI91-C - Redbridge JI Training														
C1-GN 153	OGN-99	Team Training day	5,582.55	13,643.35	2,092.54	32,073.58	53,392.01	41	1,302.24	40	32.56	1.00	32.56	1,640
C10-GP122	HST-01	ELS	2,280.52	15,242.35	2,280.52	29,794.19	49,597.57	46	1,078.21	8	134.78	1.00	134.78	368
C11-GN136	HST-04	OST	3,666.83	22,000.95	3,666.83	24,575.10	53,909.70	30	1,796.99	40	44.92	1.00	44.92	1,200
C12-GB072	HST-03	Manual Handling	281.73	2,347.73	281.73	4,379.87	7,291.05	23	317.00	8	39.63	0.50	79.25	92
C13-GN116	HST-99	Supervising Safely	265.40	1,653.62	122.49	3,071.44	5,112.94	10	511.29	10	51.13	1.00	51.13	100
C14-	INV-99	ICEFLO	49.00	408.30	49.00	761.71	1,268.00	4	317.00	6	52.83	0.50	105.67	12
C15-GN153	SCS-99	PCSO	122.49	4,083.00	61.25	6,419.31	10,686.05	10	1,068.61	10	106.86	0.50	213.72	50
C16-GN153	SCS-99	MSC	281.65	1,353.94	350.98	1,867.43	3,854.00	8	481.75	7	68.82	0.50	137.64	28
C17-EL032	HST-05	Risk Assessor	159.24	992.17	73.49	1,842.86	3,067.76	6	511.29	10	51.13	1.00	51.13	60
C18-CR071	OGN-99	Domestic Violence	1,020.75	6,655.29	530.79	12,347.18	20,554.01	20	1,027.70	10	102.77	1.00	102.77	200
C19-GC059	CEF-03	SRO	53.08	306.22	24.50	577.43	961.23	2	480.62	10	48.06	0.75	64.08	15
C2-GN153	AOP-99	Police Staff	53.08	330.72	24.50	614.29	1,022.59	2	511.30	10	51.13	1.00	51.13	20
C20-GN115	HST-99	Policing Safely	636.95	3,968.68	293.98	7,371.45	12,271.05	24	511.29	10	51.13	1.00	51.13	240
		Total	14,453.27	72,986.32	9,852.60	125,695.84	222,987.96	226.00						4,025
Tr. Type: KD91-C - Havering KD Training														
C1-GP122	HST-01	ELS	839.41	5,336.08	419.71	4,428.02	11,023.22	30	367.44	6	61.24	1.00	61.24	180
C10-GN135	HST-04	OST Phase 1	3,860.54	23,411.78	1,928.51	19,605.44	48,806.27	28	1,743.08	20	87.15	1.00	87.15	560
C11-GN136	HST-04	OST Phase 2	1,429.05	8,594.18	743.11	7,228.52	17,994.86	28	642.67	20	32.13	1.00	32.13	560
C12-CR071	OGN-99	Dom Violence	132.70	765.57	61.25	644.22	1,603.73	5	320.75	15	21.38	1.00	21.38	75
C13-GN115	HST-99	Worst Enemy	363.75	2,098.53	167.88	1,765.89	4,396.05	6	732.68	15	48.85	1.00	48.85	90
C14-GN153	SCS-99	MSC Continuation	1,602.45	6,492.66	419.83	5,716.93	14,231.87	24	592.99	15	39.53	0.50	79.07	180
C15-	INV-99	ICEFLOW	279.81	1,165.86	93.27	1,033.24	2,572.17	10	257.22	10	25.72	0.50	51.44	50
C16-GT120	POR-02	Street Duties Instructor	524.38	2,369.71	262.19	2,119.13	5,275.41	4	1,318.85	8	164.86	3.00	54.95	96
C17-GN153	OGN-99	R/T	306.22	1,837.35	159.24	1,546.11	3,848.92	6	641.49	8	80.19	1.00	80.19	48
C18-GN153	OGN-99	Local Training	2,539.46	32,551.80	2,008.67	24,908.89	62,008.82	130	476.99	15	31.80	1.00	31.80	1,950
C19-HR010	SCS-01	MSC Foundation	526.96	6,295.58	526.96	4,934.46	12,283.97	1	12,283.97	12	1,023.66	18.00	56.87	216
		Total	12,404.73	90,919.10	6,790.62	73,930.85	184,045.29	272.00						4,005

TP ACTP 2006/7														
Local Code	HO Code	Courses	Preparation	Delivery	Closure	Support	Total	Courses Planned	Cost of Course	No Students	Cost per student per Course	Duration	cost per Student Day	Annual student days
Tr. Type: KF91-C - Newham KF Training														
C1-GP122	HST-01	ELS	1,061.58	9,753.59	1,061.58	8,495.44	20,372.19	40	509.30	10	50.93	1.00	50.93	400
C10-GN135	HST-04	OST	1,062.70	15,008.51	1,062.70	12,255.89	29,389.81	16	1,836.86	40	45.92	1.00	45.92	640
C11-GN135	HST-04	OST	459.01	4,105.94	312.02	3,488.50	8,365.47	12	697.12	10	69.71	1.00	69.71	120
C12-GN136	HST-04	OST	1,062.70	15,008.51	1,062.70	12,255.89	29,389.81	16	1,836.86	40	45.92	1.00	45.92	640
C13-GN136	HST-04	OST	459.01	4,105.95	459.01	3,593.64	8,617.60	12	718.13	10	71.81	1.00	71.81	120
C14-GP122	HST-01	ELS Specials	53.08	529.15	53.08	454.44	1,089.75	2	544.88	6	90.81	1.00	90.81	12
C15-GN157	HST-04	OST PCSO's	1,020.87	4,418.72	1,020.87	4,621.17	11,081.63	14	791.55	10	79.15	1.00	79.15	140
C16-GN158	HST-04	OST DDO's	153.00	1,262.49	153.00	1,121.94	2,690.43	4	672.61	5	134.52	1.00	134.52	20
C17-GN046	HST-99	Personal Safety	153.00	1,912.53	153.00	1,586.91	3,805.44	4	951.36	10	95.14	1.00	95.14	40
C18-GN153	OGN-99	Training Day 1	734.94	10,779.12	734.94	8,761.71	21,010.71	60	350.18	15	23.35	1.00	23.35	900
C19-GN153	OGN-99	Training Day 2	734.94	10,779.12	734.94	8,761.71	21,010.71	60	350.18	15	23.35	1.00	23.35	900
C2-GN116	HST-99	Supervising Safely	97.99	1,437.22	97.99	1,168.23	2,801.43	8	350.18	10	35.02	1.00	35.02	80
C20-EL032	HST-05	Risk Assessment	49.00	718.61	49.00	584.11	1,400.71	4	350.18	10	35.02	1.00	35.02	40
C21-GN155	POR-99	Probationers Induction	61.25	4,460.68	61.25	3,278.34	7,861.51	5	1,572.30	10	157.23	5.00	31.45	250
C22-GN155	AOP-01	PCSO Induction	73.49	2,772.77	73.49	2,088.50	5,008.26	6	834.71	4	208.68	3.00	69.56	72
C23-CM041	AOP-99	Minute Taking	36.75	529.16	36.75	431.08	1,033.73	3	344.58	5	68.92	0.50	137.83	8
C24-TR001	OGN-99	Road Traffic Op	122.49	1,796.52	122.49	1,460.28	3,501.78	10	350.18	8	43.77	1.00	43.77	80
C25-GN155	AOP-99	PS Induction	73.49	8,108.84	73.49	5,905.40	14,161.23	6	2,360.21	5	472.04	3.00	157.35	90
C26-GN155	AOP-99	Insp Induction	49.00	718.61	49.00	584.11	1,400.71	4	350.18	4	87.54	1.00	87.54	16
C27-GN155	AOP-01	Volunteer Induction	44.59	653.93	44.59	531.54	1,274.64	5	254.93	4	63.73	1.00	63.73	20
C28-	HST-01	Volunteer ELS	88.19	1,234.70	88.19	1,009.35	2,420.43	5	484.09	4	121.02	1.00	121.02	20
C29-	HST-99	Volunteer H&S	61.24	888.05	61.24	722.84	1,733.38	5	346.68	4	86.67	1.00	86.67	20
C3-GN155	AOP-01	Police Staff Induction	97.99	1,420.89	97.99	1,156.55	2,773.42	8	346.68	2	173.34	1.00	173.34	16
C30-	MAN-99	Insp Day	24.50	359.30	24.50	292.06	700.36	2	350.18	25	14.01	1.00	14.01	50
C31-	AOP-99	PS Induction	73.49	1,077.91	73.49	876.17	2,101.07	6	350.18	25	14.01	1.00	14.01	150
C32-GN139	HST-99	Defib	61.25	898.26	61.25	730.14	1,750.89	5	350.18	5	70.04	1.00	70.04	25
C33-CS074	INV-99	Camera Competency	61.25	898.26	61.25	730.14	1,750.89	5	350.18	8	43.77	1.00	43.77	40
C34-CR071	OGN-99	Domestic Violence	220.48	3,233.74	220.48	2,628.51	6,303.21	18	350.18	10	35.02	1.00	35.02	180
		Total	8,251.27	108,871.08	8,104.28	89,574.59	214,801.20	345.00						5,089

TP ACTP 2006/7														
Local Code	HO Code	Courses	Preparation	Delivery	Closure	Support	Total	Courses Planned	Cost of Course	No Students	Cost per student per Course	Duration	cost per Student Day	Annual student days
Tr. Type: KG91-C - Barking & Dagenham KG Training														
C1-GN153	INV-99	CRIMINT	122.49	1,020.75	61.25	816.16	2,020.65	10	202.07	4	50.52	0.50	101.03	20
C10-GN153	AOP-99	DSU	153.89	593.34	0.00	506.32	1,253.55	11	113.96	8	14.24	0.25	56.98	22
C11-GP156	OGN-99	Field Impairment	117.34	1,955.69	106.45	1,476.82	3,656.30	2	1,828.15	10	182.82	2.00	91.41	40
C12-	OGN-99	IMEI	30.62	255.19	0.00	193.66	479.47	5	95.89	5	19.18	0.25	76.72	6
C13-GB072	HST-03	Manual Handling	49.00	816.60	49.00	619.73	1,534.32	4	383.58	4	95.90	1.00	95.90	16
C14-GN153	INV-99	Merlin	565.04	913.06	42.34	1,030.24	2,550.67	6	425.11	6	70.85	0.50	141.70	18
C15-GN153	OGN-99	Parks Police Training	68.81	9,807.31	577.46	7,083.35	17,536.93	2	8,768.47	6	1,461.41	10.00	146.14	120
C16-GN153	OGN-99	Parks Police Refresh	49.00	3,266.40	49.00	2,279.71	5,644.10	4	1,411.03	6	235.17	2.00	117.59	48
C17-MPS115	HST-99	Worst Enemy	159.24	2,449.80	159.24	1,875.78	4,644.05	6	774.01	10	77.40	1.00	77.40	60
C18-GN153	SCS-99	Street Wardens	36.75	612.45	18.37	452.35	1,119.92	3	373.31	8	46.66	1.00	46.66	24
C19-GN153	SCS-99	MSC	42.27	7,173.26	20.11	4,902.88	12,138.53	1	12,138.53	6	2,023.09	17.00	119.01	102
C2-GN153	OGN-99	Team Training Days	349.94	5,434.47	349.94	4,156.63	10,290.97	12	857.58	21	40.84	1.00	40.84	252
C20-GN153	OGN-99	CID Training	212.32	3,266.40	212.32	2,501.04	6,192.07	8	774.01	20	38.70	1.00	38.70	160
C21-GN135/	HST-04	OST	1,927.62	21,758.84	610.04	16,463.31	40,759.81	45	905.77	16	56.61	1.00	56.61	720
C22-GN151	OGN-99	Cycle Training Level 1	816.72	3,536.40	481.86	3,276.18	8,111.16	3	2,703.72	8	337.97	2.00	168.98	48
C23-GN152	OGN-99	Cycle Training	408.36	1,633.44	204.18	1,521.88	3,767.86	3	1,255.95	8	156.99	1.00	156.99	24
C24-	OGN-99	Ccle Training Ref	272.24	2,177.92	108.90	1,734.02	4,293.08	4	1,073.27	8	134.16	1.00	134.16	32
C25-GP122	HST-01	ELS	582.18	6,883.47	479.51	5,383.63	13,328.78	21	634.70	6	105.78	1.00	105.78	126
C26-GN153	POR-99	Probationer Syllabus	1,154.52	9,621.04	1,154.52	8,083.83	20,013.92	44	454.86	1	454.86	1.00	454.86	44
C27-	INV-99	Camera Competency	510.38	4,083.00	265.40	3,292.30	8,151.07	10	815.11	8	101.89	2.00	50.94	160
C28-GN139	HST-99	Defib	212.32	1,633.20	212.32	1,394.39	3,452.22	8	431.53	6	71.92	1.00	71.92	48
C29-GN153	SCS-99	MSC Refresher	207.33	3,385.41	207.33	2,574.93	6,375.00	9	708.33	4	177.08	1.00	177.08	36
C3-GN153	INV-06	PEACE	303.12	6,995.10	139.90	5,040.07	12,478.19	5	2,495.64	8	311.95	3.00	103.98	120
C30-GP157	INV-99	ABE	131.09	5,344.30	68.17	3,756.32	9,299.88	2	4,649.94	8	581.24	5.00	116.25	80
C31-CR071	OGN-99	Domestic Violence	55.96	932.69	55.96	707.83	1,752.44	2	876.22	5	175.24	1.00	175.24	10
C32-GN153	MAN-99	Bpard Presentation	209.91	893.29	186.54	873.93	2,163.67	8	270.46	1	270.46	0.50	540.92	4
C33-GN153	SCS-99	PCSO Training	159.24	2,449.80	159.24	1,875.78	4,644.05	6	774.01	8	96.75	1.00	96.75	48
C34-GN153	OGN-99	Penelty Notices	73.49	306.22	73.49	307.10	760.31	6	126.72	8	15.84	0.25	63.36	12
C35-GN153	OGN-99	Safer Neighbourhoods	159.24	2,449.80	159.24	1,875.78	4,644.05	6	774.01	10	77.40	1.00	77.40	60
		Total	9,140.43	111,648.64	6,212.08	86,055.95	213,057.02	256.00						2,460

TP ACTP 2006/7														
Local Code	HO Code	Courses	Preparation	Delivery	Closure	Support	Total	Courses Planned	Cost of Course	No Students	Cost per student per Course	Duration	cost per Student Day	Annual student days
Tr. Type: LX92-C - Lambeth LX Training														
C1-GN 135	HST-04	OST Phase 1	1,481.68	26,104.02	1,481.68	13,254.72	42,322.09	70	604.60	16	37.79	1.00	37.79	1,120
C10-GN136	HST-04	OST Phase 2	8,699.63	24,709.04	8,699.63	19,201.38	61,309.67	65	943.23	16	58.95	1.00	58.95	1,040
C11-GP122	HST-01	ELS	1,824.09	35,254.09	1,585.74	17,630.75	56,294.67	110	511.77	10	51.18	1.00	51.18	1,100
C12-	AOP-01	PCSO Induction	126.57	1,788.35	126.57	930.92	2,972.42	2	1,486.21	6	247.70	5.00	49.54	60
C13-EL032	HST-05	Risk Assessment	12.25	153.11	12.25	80.99	258.60	1	258.60	8	32.33	1.00	32.33	8
C14-GN 153	OGN-99	Local Training Cycle	146.99	3,674.70	146.99	1,809.72	5,778.40	12	481.53	25	19.26	1.00	19.26	300
C15-	SCS-99	PCSO refresher	212.32	2,858.10	212.32	1,496.92	4,779.65	8	597.46	12	49.79	1.00	49.79	96
C16-	HST-99	Defib	265.40	3,062.25	265.40	1,638.43	5,231.47	10	523.15	6	87.19	1.00	87.19	60
C17-GN116	HST-99	Supervising Safely	146.99	1,837.35	146.99	971.89	3,103.22	12	258.60	10	25.86	1.00	25.86	120
		Total	12,915.92	99,441.01	12,677.57	57,015.72	182,050.19	290.00						3,904
Tr. Type: MD91-C - Southwark MD Training														
C1-GN153	OGN-99	Team Training Day	21,382.49	5,242.43	2,885.53	13,427.25	42,937.70	30	1,431.26	30	47.71	1.00	47.71	900
C10-GN153	OGN-99	Sector Training Day	17,640.38	4,323.87	2,544.75	11,151.60	35,660.60	24	1,485.86	30	49.53	1.00	49.53	720
C11-GN153	OGN-99	CID Training	9,288.64	1,492.93	1,663.81	5,662.65	18,108.04	16	1,131.75	20	56.59	1.00	56.59	320
C12-GN153	OGN-99	CID Workshops	613.81	1,020.75	1,536.97	1,443.05	4,614.58	10	461.46	10	46.15	0.25	184.58	25
C13-GN153	OGN-99	Drug Testing	27.86	77.58	37.88	65.21	208.53	2	104.27	8	13.03	0.20	65.17	3
C14-GN153	SCS-99	PCSO Continuation	1,323.49	675.38	288.87	1,040.92	3,328.66	4	832.17	20	41.61	1.00	41.61	80
C15-GN153	SCS-99	PCSO Workshops 1	106.37	269.48	86.91	210.55	673.30	3	224.43	8	28.05	0.50	56.11	12
C16-GN153	SCS-99	PCSO Workshop 2	259.48	612.45	86.91	436.27	1,395.11	3	465.04	10	46.50	0.50	93.01	15
C17-GT120	POR-02	Street Duties Tutor	872.03	6,417.42	238.60	3,425.26	10,953.30	5	2,190.66	9	243.41	3.00	81.14	135
C18-GN153	AOP-99	Presentation Skills	824.10	8,931.56	284.12	4,568.10	14,607.88	5	2,921.58	8	365.20	5.00	73.04	200
C19-GN153	OGN-99	RT Ops	882.63	2,694.78	434.56	1,825.45	5,837.42	15	389.16	7	55.59	1.00	55.59	105
C2-GN153	AOP-99	Assertiveness	293.41	922.91	203.22	645.89	2,065.43	4	516.36	12	43.03	1.00	43.03	48
C20-GN153	AOP-99	Conflict Management	293.41	1,512.91	218.83	880.49	2,905.64	4	726.41	15	48.43	1.00	48.43	60
C21-GN153	MAN-99	CRIS Dev For Superviso	230.48	922.91	94.14	567.63	1,815.16	4	453.79	6	75.63	1.00	75.63	24
C22-GN153	OGN-99	PSU Training Day	255.19	1,786.32	144.86	994.79	3,181.15	5	636.23	10	63.62	1.00	63.62	50
C23-GN153	AOP-99	Minute Taking Course	219.76	714.52	57.94	451.46	1,443.68	2	721.84	10	72.18	2.00	36.09	40
C24-GN153	MAN-99	Meetings Course	272.84	1,429.05	57.94	800.72	2,560.55	2	1,280.28	8	160.03	2.00	80.02	32
C25-GN153	OTH-99	Training Reps Meeting	214.87	398.53	62.93	307.73	984.06	4	246.02	10	24.60	0.50	49.20	20
C26-GN151	OGN-99	Cycling 1 Day	191.36	227.65	71.66	223.25	713.92	1	713.92	6	118.99	1.00	118.99	6
C27-GN152	OGN-99	Cycling 2 Days	729.01	1,525.05	226.45	1,128.63	3,609.14	4	902.29	6	150.38	2.00	75.19	48
C28-GN153	AOP-01	PCSO Local Induction	561.56	1,596.67	39.35	999.90	3,197.49	1	3,197.49	4	799.37	10.00	79.94	40
C29-GN153	MAN-99	Selection Procedures	812.44	1,979.43	86.91	1,309.85	4,188.64	3	1,396.21	8	174.53	2.00	87.26	48
C3-GN153	AOP-99	Time Management	117.69	510.38	57.94	312.13	998.13	2	499.07	12	41.59	1.00	41.59	24
C30-GN153	CEF-03	SRO Continuation	217.32	458.94	57.94	334.06	1,068.25	2	534.13	12	44.51	1.00	44.51	24
C31-GN153	MAN-99	Team Building	850.42	714.52	100.99	758.00	2,423.93	2	1,211.97	12	101.00	1.00	101.00	24
C34-GN135	HST-04	OST Stage 1	1,721.14	23,273.10	3,302.09	12,874.83	41,171.16	76	541.73	14	38.69	1.00	38.69	1,064
C35-GN136	HST-04	OST Stage 2	1,721.14	23,273.10	3,302.09	12,874.83	41,171.16	76	541.73	14	38.69	1.00	38.69	1,064
C36-GN116	HST-99	Supervising Safely	283.66	2,449.80	264.42	1,364.03	4,361.90	8	545.24	15	36.35	1.00	36.35	120
C37-GN115	HST-99	Policing Safely/Worst En	248.20	2,143.58	288.52	1,219.54	3,899.84	7	557.12	15	37.14	1.00	37.14	105
C38-GP122	HST-01	ELS	722.82	10,029.29	1,021.63	5,357.05	17,130.79	24	713.78	12	59.48	1.00	59.48	288

TP ACTP 2006/7														
Local Code	HO Code	Courses	Preparation	Delivery	Closure	Support	Total	Courses Planned	Cost of Course	No Students	Cost per student per Course	Duration	cost per Student Day	Annual student days
C39-EL032	HST-05	Risk Assessment	240.40	2,143.58	298.93	1,220.72	3,903.63	7	557.66	8	69.71	1.00	69.71	56
C4-GN135	HST-04	Recoup OST	165.36	1,378.02	145.36	768.38	2,457.12	9	273.01	2	136.51	1.00	136.51	18
C40-	HST-99	DEFIB	304.42	3,062.25	388.03	1,708.38	5,463.07	10	546.31	6	91.05	1.00	91.05	60
C41-	HST-99	DEFIB Refresher	217.24	2,041.50	217.24	1,126.58	3,602.57	5	720.51	12	60.04	1.00	60.04	60
C42-GB072	HST-03	Manual Handling	423.39	1,837.35	423.39	1,221.28	3,905.41	12	325.45	20	16.27	0.50	32.55	120
C43-GN153	MAN-99	Supervisors Workshops	1,116.97	1,494.48	545.32	1,436.33	4,593.11	15	306.21	8	38.28	0.50	76.55	60
C44-GN153	SCS-99	PCSO Sup Workshop	155.91	268.63	31.90	207.68	664.13	1	664.13	6	110.69	1.00	110.69	6
		Total	65,801.69	119,853.10	21,798.93	94,350.47	301,804.18	407.00						6,024
Tr. Type: NI91-C - Islington NI Training														
C1-GN135	HST-04	OST stage 1	7,730.22	52,360.14	8,136.04	41,876.09	110,102.49	26	4,234.71	26	162.87	1.00	162.87	676
C10-GN136	HST-04	OST stage 2	7,730.22	52,360.14	8,136.04	41,876.09	110,102.49	26	4,234.71	26	162.87	1.00	162.87	676
C11-GN157	HST-04	OST (PCSO)	396.99	3,989.12	388.32	2,005.12	6,779.55	4	1,694.89	26	65.19	1.00	65.19	104
C12-GN158	HST-04	OST (DDO)	358.84	2,577.92	358.84	1,199.89	4,495.49	2	2,247.75	10	224.77	1.00	224.77	20
C13-GP122	HST-01	ELS	2,254.76	12,349.92	3,531.66	15,307.08	33,443.42	24	1,393.48	12	116.12	1.00	116.12	288
C14-GN115	HST-99	The Worst Enemy	4,629.76	15,392.63	4,629.76	32,429.90	57,082.05	50	1,141.64	16	71.35	0.50	142.71	400
C15-GN046	HST-99	Personal safety	271.79	866.60	271.79	1,855.08	3,265.25	4	816.31	16	51.02	1.00	51.02	64
C16-GN116	HST-99	Supervising Safely	407.68	1,274.88	407.68	2,749.71	4,839.95	6	806.66	16	50.42	1.00	50.42	96
C17-EL032	HST-05	Risk Assessor	407.68	1,374.90	407.68	2,881.29	5,071.55	6	845.26	16	52.83	1.00	52.83	96
C18-GP157	INV-99	ABE	339.88	11,089.60	339.88	15,482.58	27,251.93	4	6,812.98	12	567.75	5.00	113.55	240
C2-GN152	OGN-99	Cycle (Level 2)	84.67	5,403.58	135.40	6,123.77	11,747.42	3	3,915.81	8	489.48	2.00	244.74	48
C20-GT135	OGN-99	Domestic Violence	400.60	3,930.72	400.60	6,224.84	10,956.76	8	1,369.60	16	85.60	1.00	85.60	128
C21-FS027	OGN-99	F/arms Awareness	329.83	1,048.76	329.83	2,247.41	3,955.82	4	988.96	20	49.45	0.50	98.90	40
C22-GN155	AOP-01	PCSO/DDO Induction	319.78	9,625.42	319.78	13,503.58	23,768.56	4	5,942.14	6	990.36	5.00	198.07	120
C23-GB072	HST-03	Manual Handling	365.15	1,114.17	365.15	2,426.40	4,270.87	6	711.81	10	71.18	0.50	142.36	30
C24-	MAN-99	MAP	98.51	2,704.56	98.51	3,817.04	6,718.63	4	1,679.66	10	167.97	2.00	83.98	80
C25-	INV-99	Merlin	1,576.23	6,062.41	1,576.23	12,122.16	21,337.03	26	820.66	20	41.03	0.50	82.07	260
C26-	OGN-99	Warrants	1,576.23	6,062.41	1,576.23	12,122.16	21,337.03	26	820.66	20	41.03	0.50	82.07	260
C27-	AOP-99	PDR	409.02	3,146.28	409.02	5,215.05	9,179.36	12	764.95	20	38.25	1.00	38.25	240
C28-	OGN-09	PNC v Aware	681.69	7,168.34	681.69	11,223.49	19,755.22	20	987.76	3	329.25	1.00	329.25	60
C29-	POR-99	Arrest/Charge (SD)	680.80	4,373.20	680.80	7,544.13	13,278.93	5	2,655.79	10	265.58	2.00	132.79	100
C3-	POR-99	Critical Incident (SD)	680.80	4,373.20	680.80	7,544.13	13,278.93	5	2,655.79	10	265.58	1.00	265.58	50
		Total	31,731.13	208,648.90	33,861.73	247,776.99	522,018.73	275.00						4,076
Tr. Type: PL91-C - Lewisham PL Training														
C1-GP122	HST-01	ELS	1,020.75	6,174.50	530.79	5,948.28	13,674.32	20	683.72	12	56.98	1.00	56.98	240
C10-GN135	HST-04	OST phase 1	1,358.42	13,912.04	1,358.42	12,802.57	29,431.44	44	668.90	15	44.59	1.00	44.59	660
C11-	HST-04	OST phase 2	1,358.42	13,912.04	1,358.42	12,802.57	29,431.44	44	668.90	15	44.59	1.00	44.59	660
C12-GN158	HST-04	OST for DDO's	105.08	656.25	105.08	667.05	1,533.46	2	766.73	8	95.84	1.00	95.84	16
C13-GN157	HST-04	OST for PCSO's	525.41	3,181.23	525.41	3,258.26	7,490.31	10	749.03	12	62.42	1.00	62.42	120
C14-GN153	OGN-99	Rota Training Day	6,379.69	22,471.50	3,317.44	24,766.63	56,935.26	125	455.48	15	30.37	1.00	30.37	1,875
C15-GB072	HST-03	Manual Handling	212.32	1,226.90	212.32	1,271.51	2,923.04	8	365.38	12	30.45	1.00	30.45	96
C16-CR071	OGN-99	Domestic Violence	2,041.50	6,126.50	1,020.75	7,074.42	16,263.17	20	813.16	12	67.76	1.00	67.76	240
C17-	ODR-99	Driving Tests	612.45	932.84	930.92	1,906.44	4,382.66	12	365.22	15	24.35	0.50	48.70	90
C18-GN151	OGN-99	Cycle Training Level 1	270.85	1,675.10	270.85	1,706.71	3,923.51	5	784.70	5	156.94	1.00	156.94	25
C19-	HST-99	De-Fib	408.30	1,229.90	204.15	1,418.43	3,260.78	4	815.20	8	101.90	1.00	101.90	32
C2-	OGN-99	IT Courses	204.15	500.00	106.16	623.86	1,434.17	4	358.54	10	35.85	1.00	35.85	40
		Total	14,497.34	71,998.80	9,940.71	74,246.73	170,683.56	298.00						4,094

TP ACTP 2006/7														
Local Code	HO Code	Courses	Preparation	Delivery	Closure	Support	Total	Courses Planned	Cost of Course	No Students	Cost per student per Course	Duration	cost per Student Day	Annual student days
Tr. Type: PY91-C - Bromley PY Training														
C1-GP122	HST-01	ELS	1,014.50	6,565.80	1,014.50	11,881.45	20,476.25	24	853.18	8	106.65	1.00	106.65	192
C10-GN 135	HST-04	OST Phase I	1,377.51	8,927.02	1,377.51	16,149.25	27,831.29	20	1,391.56	24	57.98	10.00	5.80	4,800
C11-GN 136	HST-04	OST Phase II	1,377.51	8,927.02	1,377.51	16,149.25	27,831.29	20	1,391.56	24	57.98	11.00	5.27	5,280
C12-GN 151	OGN-99	Cycle Tr Level I	315.25	2,093.72	315.25	3,765.95	6,490.16	6	1,081.69	6	180.28	12.00	15.02	432
C13-GN 152	OGN-99	Cycle Tr Level II	315.62	1,893.74	315.62	3,490.53	6,015.51	3	2,005.17	6	334.20	13.00	25.71	234
C14-CR 071	OGN-99	Domestic Violence	181.87	1,099.24	181.87	2,022.44	3,485.43	3	1,161.81	12	96.82	14.00	6.92	504
C15-GB 080	INV-09	FLO-The Message	36.75	306.23	36.75	524.92	904.64	3	301.55	12	25.13	15.00	1.68	540
C16-GN 115	HST-99	Policing Safely	181.87	1,049.26	181.87	1,953.35	3,366.36	3	1,122.12	12	93.51	16.00	5.84	576
C17-GN 116	HST-99	Supervising Safely	181.87	1,049.26	181.87	1,953.35	3,366.36	3	1,122.12	9	124.68	17.00	7.33	459
C18-CP 057	INV-99	Livescan	392.03	3,397.55	196.01	5,509.68	9,495.27	24	395.64	1	395.64	18.00	21.98	432
C19-GN 153	OGN-99	BOCU Training Day	909.36	3,579.90	909.36	7,463.05	12,861.67	15	857.44	16	53.59	19.00	2.82	4,560
C2-GN 155	AOP-01	Induction-PCSO	531.63	5,396.32	531.63	8,929.72	15,389.30	3	5,129.77	6	854.96	2.00	427.48	36
C20-GB 072	HST-03	Manual Handling	159.24	612.45	159.24	1,286.90	2,217.82	6	369.64	8	46.20	20.00	2.31	960
C21-EL 032	HST-05	Risk Assessment	104.96	756.56	104.96	1,336.05	2,302.52	4	575.63	6	95.94	21.00	4.57	504
C22-	OGN-99	MSS/CAD Browse	50.58	768.81	60.70	1,216.64	2,096.73	8	262.09	1	262.09	22.00	11.91	176
C23-GT 120	POR-02	Street Duty Tutor	354.42	2,198.52	354.42	4,019.13	6,926.49	2	3,463.25	6	577.21	23.00	25.10	276
C24-MT 018	AOP-99	Presentation Skills	587.59	3,597.54	587.59	6,597.81	11,370.53	2	5,685.27	8	710.66	24.00	29.61	384
		Total	8,072.56	52,218.94	7,886.66	94,249.47	162,427.62	149.00						20,345
Tr. Type: QA91-C - Harrow QA Training														
C1-GN135	HST-04	OST phase 1	584.70	5,557.98	459.86	2,834.47	9,437.01	12	786.42	20	39.32	1.00	39.32	240
C10-GN136	HST-04	OST phase 2	584.70	5,557.98	459.86	2,834.47	9,437.01	12	786.42	20	39.32	1.00	39.32	240
C11-GP122	HST-01	ELS	1,247.47	6,873.98	465.26	3,686.27	12,272.98	20	613.65	8	76.71	1.00	76.71	160
C12-TM004	OGN-09	PNC on Aware	385.45	6,423.66	225.02	3,019.75	10,053.88	6	1,675.65	8	209.46	3.00	69.82	144
C13-TC001	OGN-99	CAD Browse	126.99	306.22	73.49	217.53	724.24	6	120.71	2	60.35	0.25	241.41	3
C14-CR071	OGN-99	Domestic Violence	133.66	1,437.22	97.99	716.45	2,385.32	8	298.17	12	24.85	1.00	24.85	96
C15-	OGN-99	Borough Training	929.95	10,767.68	796.19	5,363.59	17,857.40	30	595.25	25	23.81	1.00	23.81	750
C16-GB072	HST-03	Manual Handling	189.41	612.45	73.49	375.79	1,251.15	6	208.53	8	26.07	0.50	52.13	24
C17-GN137	HST-04	OST (PCSOs)	90.65	758.35	69.84	394.45	1,313.28	2	656.64	16	41.04	1.00	41.04	32
C18-GN046	HST-04	OST (SROs etc)	45.32	379.17	34.92	197.22	656.63	1	656.63	8	82.08	1.00	82.08	8
C19-GN116	HST-99	Supervising Safely	70.91	408.30	53.08	228.51	760.80	2	380.40	6	63.40	0.50	126.80	6
C2-GN115	HST-99	Policing Safely	126.99	612.45	73.49	349.00	1,161.94	6	193.66	12	16.14	0.50	32.28	36
C20-TR001	OGN-99	RT Operators	378.84	1,837.35	146.99	1,014.51	3,377.69	12	281.47	8	35.18	0.50	70.37	48
C21-GN153	SCS-99	PCSO training	1,224.90	8,800.20	408.30	4,479.06	14,912.46	4	3,728.12	2	1,864.06	8.00	233.01	64
C22-EL032	HST-05	Risk Assessment	267.42	1,262.46	205.00	744.78	2,479.66	6	413.28	12	34.44	0.50	68.88	36
		Total	6,387.36	51,595.45	3,642.78	26,455.85	88,081.45	133.00						1,887

TP ACTP 2006/7														
Local Code	HO Code	Courses	Preparation	Delivery	Closure	Support	Total	Courses Planned	Cost of Course	No Students	Cost per student per Course	Duration	cost per Student Day	Annual student days
Tr. Type: QK91-C - Brent QK Training														
C1-GN135	HST-04	OST Phase One	955.42	24,950.52	608.73	26,588.91	53,103.58	36	1,475.10	24	61.46	1.00	61.46	864
C10-GN136	HST-04	OST Phase Two	955.42	24,950.52	608.73	26,588.91	53,103.58	36	1,475.10	24	61.46	1.00	61.46	864
C11-GN046	HST-99	Personal Safety	212.32	1,633.20	135.27	1,986.34	3,967.13	8	495.89	16	30.99	1.00	30.99	128
C12-GN116	HST-99	Supervising Safely	212.32	1,633.20	83.24	1,934.16	3,862.92	8	482.87	10	48.29	1.00	48.29	80
C13-EL032	HST-05	Risk Assessment	212.32	1,633.20	62.43	1,913.29	3,821.24	8	477.66	8	59.71	1.00	59.71	64
C14-GP122	HST-01	ELS	1,061.58	16,332.00	312.17	17,755.33	35,461.08	40	886.53	8	110.82	1.00	110.82	320
C15-GN153	OGN-99	Borough Training	663.49	10,207.50	195.11	11,097.09	22,163.19	25	886.53	20	44.33	1.00	44.33	500
C16-GN153	OGN-99	Borough Training	663.49	10,207.50	195.11	11,097.09	22,163.19	25	886.53	20	44.33	1.00	44.33	500
C17-GN153	MAN-03	Leadership Training	185.78	1,300.43	44.59	1,535.08	3,065.87	5	613.17	10	61.32	2.00	30.66	100
C18-GN153	MAN-99	People Management	96.60	653.93	44.59	797.35	1,592.47	5	318.49	10	31.85	1.00	31.85	50
C19-GN153	OGN-99	Borough Training	663.49	10,207.50	195.11	11,097.09	22,163.19	25	886.53	20	44.33	1.00	44.33	500
C2-CS074	OGN-99	Camera Competency	132.70	1,786.31	39.02	1,963.51	3,921.54	5	784.31	9	87.15	2.00	43.57	90
C20-GN152	OGN-99	Cycle Training	204.15	1,429.05	33.82	1,671.69	3,338.71	2	1,669.36	8	208.67	2.00	104.33	32
C21-CR071	AOP-99	Domestic Violence	79.62	612.45	23.41	717.48	1,432.96	3	477.65	20	23.88	1.00	23.88	60
C22-GN153	AOP-99	IT Training	231.85	2,116.62	93.65	2,448.96	4,891.08	12	407.59	6	67.93	0.50	135.86	36
		Total	6,530.55	109,653.93	2,674.98	119,192.28	238,051.73	243.00						4,188
Tr. Type: RG91-C - Greenwich RG Training														
C1-GP 122	HST-01	ELS	6,260.16	13,129.20	1,574.35	13,624.32	34,588.03	60	576.47	10	57.65	1.00	57.65	600
C10-GN 135	HST-04	OST-Phase 1	1,990.46	26,814.19	1,990.46	20,013.74	50,808.85	75	677.45	16	42.34	1.00	42.34	1,200
C11-GN 136	HST-04	OST-Phase 2	1,990.46	26,814.19	1,990.46	20,013.74	50,808.85	75	677.45	16	42.34	1.00	42.34	1,200
C12-GN 151	OGN-99	Cycle Training 1	1,179.44	2,147.72	136.34	2,250.93	5,714.43	4	1,428.61	6	238.10	1.00	238.10	24
C13-GN 152	OGN-99	Cycle Training 2	2,228.20	4,285.45	136.34	4,321.82	10,971.80	4	2,742.95	6	457.16	2.00	228.58	48
C14-GN 153	OGN-99	Local Training	9,631.98	34,197.47	3,088.22	30,481.79	77,399.46	55	1,407.26	15	93.82	1.00	93.82	825
C15-CR 071	OGN-99	Domestic Violence	255.19	1,025.90	132.70	915.48	2,329.27	5	465.85	12	38.82	1.00	38.82	60
C16-GB 072	HST-03	Manual Handling	524.38	524.38	136.34	770.20	1,955.30	4	488.83	10	48.88	0.50	97.77	20
C17-HR010	SCS-01	MSC Foundation	7,997.81	16,441.18	2,098.53	17,246.73	43,784.25	2	21,892.13	12	1,824.34	18.00	101.35	432
C18-GN153	OTH-01	Disability	1,388.82	5,341.60	640.99	4,790.68	12,162.09	20	608.10	12	50.68	1.00	50.68	240
C19-GN 155	POR-99	Probationer Intro	330.01	1,320.04	171.61	1,183.90	3,005.56	4	751.39	12	62.62	1.00	62.62	48
C2-GT 120	POR-02	Street Duties Tutor	1,320.73	2,409.20	143.13	2,504.00	6,377.05	1	6,377.05	10	637.71	3.00	212.57	30
C20-GN153	POR-99	Probationer Search	0.00	0.00	0.00	0.00	0.00	0	0.00	10	0.00	1.00	0.00	
C21-DX012	ODR-99	Driver Training	5,243.80	5,243.80	0.00	6,815.89	17,303.49	40	432.59	4	108.15	0.50	216.29	80
C22-EL 032	HST-05	Risk Assessment	408.30	816.60	106.16	865.06	2,196.12	4	549.03	10	54.90	1.00	54.90	40
C23-GN 115	HST-99	Policing Safely	612.45	1,230.48	306.23	1,393.11	3,542.27	6	590.38	12	49.20	1.00	49.20	72
C24-GN116	HST-99	Supervising Safely	408.30	820.32	204.15	928.74	2,361.51	4	590.38	8	73.80	1.00	73.80	32
		Total	41,770.49	142,561.72	12,856.01	128,120.13	325,308.33	363.00						224

TP ACTP 2006/7														
Local Code	HO Code	Courses	Preparation	Delivery	Closure	Support	Total	Courses Planned	Cost of Course	No Students	Cost per student per Course	Duration	cost per Student Day	Annual student days
Tr. Type: RP10-C - The Royal Parks Police Training														
C1-GN151	OGN-99	Cycle Training - L1	47.66	585.53	47.66	141.34	822.19	5	164.44	3	54.81	1.00	54.81	15
C10-GN155	AOP-99	Induction - Local	120.69	1,778.49	120.69	419.33	2,439.20	6	406.53	1	406.53	1.00	406.53	6
C11-GN153	OGN-99	Local Training 1	845.42	11,776.59	845.42	2,795.84	16,263.27	20	813.16	10	81.32	1.00	81.32	200
C12-GN153	OGN-99	Local Training 2	845.42	11,776.59	845.42	2,795.84	16,263.27	20	813.16	10	81.32	1.00	81.32	200
C13-GB072	HST-03	Manual Handling	408.53	2,451.17	408.53	678.48	3,946.70	20	197.34	10	19.73	0.50	39.47	100
C14-GN135	HST-04	OST stage 1/06	2,674.18	7,335.42	2,674.18	2,633.15	15,316.93	15	1,021.13	10	102.11	1.00	102.11	150
C15-GN136	HST-04	OST stage 2/06	2,674.18	7,335.42	2,674.18	2,633.15	15,316.93	15	1,021.13	10	102.11	1.00	102.11	150
C16-GN157	HST-04	OST refresh - PCSO	620.54	2,445.14	620.54	765.26	4,451.48	5	890.30	10	89.03	1.00	89.03	50
C17-GN046	HST-99	Personal Safety	30.34	385.69	30.34	92.66	539.02	2	269.51	5	53.90	1.00	53.90	10
C18-GN115	HST-99	Policing Safely	239.95	2,107.64	239.95	537.18	3,124.73	4	781.18	10	78.12	1.00	78.12	40
C2-GN155	AOP-01	Induction - PCSO	1,260.52	17,602.98	1,260.52	4,177.75	24,301.77	2	12,150.89	10	1,215.09	15.00	81.01	300
C20-GN116	HST-99	Supervising Safely	47.66	592.37	47.66	142.76	830.45	2	415.23	5	83.05	1.00	83.05	10
C21-GN153	SCS-99	Local Training MSC	253.63	3,536.34	253.63	839.45	4,883.04	6	813.84	10	81.38	1.00	81.38	60
		Total	10,068.72	69,709.37	10,068.72	18,652.19	108,498.98	122.00						1,291
Tr. Type: RY91-C - Bexley RY Training														
C1-	HST-01	ELS	796.19	5,689.56	183.74	13,755.80	20,425.28	30	680.84	6	113.47	1.00	113.47	180
C10-	HST-04	OST Phase 1	392.03	8,971.20	196.01	19,715.93	29,275.17	24	1,219.80	16	76.24	1.00	76.24	384
C11-	HST-04	OST Phase 2	392.03	8,971.20	196.01	19,715.93	29,275.17	24	1,219.80	16	76.24	1.00	76.24	384
C12-	OGN-99	Domestic Violence	61.25	2,218.99	61.25	4,829.30	7,170.78	10	717.08	18	39.84	1.00	39.84	180
C13-	HST-99	Worst Enemy	61.25	898.26	61.25	2,105.30	3,126.05	5	625.21	18	34.73	1.00	34.73	90
C14-	HST-99	Supervising Safely	49.00	514.46	49.00	1,263.18	1,875.63	4	468.91	10	46.89	1.00	46.89	40
C15-	OGN-99	Cycle Training 1	0.00	452.32	0.00	932.91	1,385.23	2	692.62	4	173.15	1.00	173.15	8
C16-	OGN-99	Cycle Training 2	0.00	850.36	0.00	1,753.87	2,604.23	2	1,302.12	4	325.53	2.00	162.76	16
C17-	HST-05	Risk Assessment	30.62	510.38	30.62	1,178.97	1,750.59	5	350.12	8	43.76	0.50	87.53	20
C18-	SCS-01	MSC Foundation	563.53	10,099.64	171.50	22,346.51	33,181.18	36	921.70	18	51.21	1.00	51.21	648
C19-	SCS-99	MSC Refresher	636.95	1,518.88	293.98	5,052.71	7,502.51	24	312.60	20	15.63	0.30	52.10	144
		Total	2,982.85	40,695.25	1,243.36	92,650.41	137,571.82	166.00						2,094
Tr. Type: SX91-C - Barnet SX Training														
C1-GP122	HST-01	ELS	976.65	9,561.22	976.65	15,946.47	27,461.00	40	686.53	8	85.82	1.00	85.82	320
C10-	HST-04	OST Mod 1	1,746.54	25,485.28	2,074.32	40,551.74	69,857.87	42	1,663.28	16	103.96	1.00	103.96	672
C11-	HST-04	OST Mod 2	1,746.54	25,663.98	2,074.32	40,799.22	70,284.05	42	1,673.43	16	104.59	1.00	104.59	672
C12-GN157	HST-99	Personal Safety	219.33	2,972.64	281.76	4,796.93	8,270.67	8	1,033.83	16	64.61	1.00	64.61	128
C13-GB072	HST-03	Man Handling	36.75	306.23	60.16	558.29	961.42	3	320.47	8	40.06	0.50	80.12	12
C14-	OGN-99	Core TT Cycle 2	419.71	6,155.69	565.19	9,888.99	17,029.57	15	1,135.30	20	56.77	1.00	56.77	300
C15-	OGN-99	Core TT Cycle 3	279.80	4,103.79	376.79	6,592.66	11,353.05	10	1,135.31	20	56.77	1.00	56.77	200
C16-	OGN-99	Core TT Cycle 4	590.21	6,326.19	565.18	10,361.25	17,842.84	15	1,189.52	20	59.48	1.00	59.48	300
C17-	SCS-02	PCSO Initial	223.84	9,811.79	223.84	14,208.35	24,467.83	8	3,058.48	4	764.62	3.00	254.87	96
C18-	SCS-99	PCSO Development	55.96	1,632.19	55.96	2,415.42	4,159.53	2	2,079.77	30	69.33	2.00	34.66	120
C19-GN151	OGN-99	Cycle Training Level 1	49.00	1,429.05	80.22	2,158.03	3,716.29	4	929.07	8	116.13	2.00	58.07	64
C2-	OGN-09	PNC Via Aware	112.89	3,596.50	112.89	5,293.48	9,115.76	4	2,278.94	6	379.82	3.00	126.61	72
C20-	MAN-03	Insp Leadership	22.73	1,263.07	22.73	981.26	2,289.80	2	1,144.90	30	38.16	2.00	19.08	120
C21-	MAN-03	Band D Leadership	22.73	1,063.07	22.73	981.26	2,089.80	2	1,044.90	20	52.25	2.00	26.12	80
C22-	OGN-99	Core TT Cycle 1/07	279.80	4,103.79	376.79	6,592.66	11,353.05	10	1,135.31	20	56.77	1.00	56.77	200
		Total	6,782.48	103,474.48	7,869.53	162,126.01	280,252.53	207.00						3,356

TP ACTP 2006/7														
Local Code	HO Code	Courses	Preparation	Delivery	Closure	Support	Total	Courses Planned	Cost of Course	No Students	Cost per student per Course	Duration	cost per Student Day	Annual student days
Tr. Type: TR10-C - TP Crime Training														
C1-GN135	HST-04	OST	1,216.80	8,100.00	1,216.80	9,158.97	19,692.57	40	492.31	15	32.82	1.00	32.82	600
C10-GP122	HST-04	ELS	304.20	2,305.00	304.20	2,533.20	5,446.60	10	544.66	10	54.47	1.00	54.47	100
C11-GN115	HST-99	Worst Enemy	608.40	2,340.00	608.40	3,092.64	6,649.44	20	332.47	15	22.16	0.50	44.33	150
C12-	HST-05	Risk Assessor	152.10	877.50	152.10	1,027.49	2,209.19	5	441.84	8	55.23	1.00	55.23	40
		Total	2,281.50	13,622.50	2,281.50	15,812.30	33,997.80	75.00						890
Tr. Type: TW91-C - Richmond Upon Thames TW Training														
C1-GP122	HST-01	ELS	0.00	0.00	0.00	0.00	0.00	0	0.00	10	0.00	1.00	0.00	0
C10-GN135	HST-04	OST Stage 1	0.00	0.00	0.00	0.00	0.00	0	0.00	16	0.00	1.00	0.00	0
C11-GN136	HST-04	OST Stage 2	0.00	0.00	0.00	0.00	0.00	0	0.00	16	0.00	1.00	0.00	0
C12-GT120	POR-02	Street Duty Tutors	233.17	2,818.03	121.25	6,373.13	9,545.58	2	4,772.79	5	954.56	3.00	318.19	30
C13-GN115	HST-99	Policing safely	1,179.86	4,153.09	613.52	11,945.86	17,892.33	18	994.02	20	49.70	1.00	49.70	360
C14-GN 116	HST-99	Supervising safely	409.02	2,768.73	188.78	6,763.00	10,129.52	12	844.13	6	140.69	1.00	140.69	72
C15-LG 009	OGN-99	Rec 61 CBT	47.19	393.28	47.19	979.68	1,467.35	3	489.12	8	61.14	0.50	122.28	12
C16-GN 153	ODR-99	Driving assessment	0.00	6,554.75	0.00	13,167.84	19,722.59	25	788.90	1	788.90	1.00	788.90	25
C17-GN153	INV-99	Livescan training	0.00	0.00	0.00	0.00	0.00	0	0.00	2	0.00	0.25	0.00	0
C18-GN 157	HST-04	OST for PCSO'S	79.62	459.34	36.75	1,156.52	1,732.22	3	577.41	16	36.09	1.00	36.09	48
C19-GN 157	OGN-99	RT radio training	47.19	393.28	15.73	916.48	1,372.69	6	228.78	4	57.20	0.25	228.78	6
C2-GN 157	OGN-99	MG case files	23.60	786.57	23.60	1,674.94	2,508.70	3	836.23	8	104.53	1.00	104.53	24
		Total	2,019.65	18,327.07	1,046.82	42,977.45	64,370.98	72.00						577
Tr. Type: TX91-C - Hounslow TX Training														
C1-GP122	HST-01	ELS	574.13	7,881.96	574.13	8,118.16	17,148.37	20	857.42	10	85.74	1.00	85.74	200
C10-GN135	HST-04	OST 1	1,301.41	8,133.84	1,301.41	9,652.27	20,388.94	24	849.54	16	53.10	1.00	53.10	384
C11-GN136	HST-04	OST 2	1,301.41	8,133.84	1,301.41	9,652.27	20,388.94	24	849.54	16	53.10	1.00	53.10	384
C12-GN157	HST-04	OST PCSO	8.67	650.04	8.67	599.97	1,267.34	2	633.67	15	42.24	1.00	42.24	30
C13-GN151	OGN-99	Cycle Level 1	78.00	487.53	78.00	578.54	1,222.08	3	407.36	6	67.89	1.00	67.89	18
C14-GN152	OGN-99	Cycle Level 2	162.51	975.06	162.51	1,168.77	2,468.85	3	822.95	6	137.16	2.00	68.58	36
C15-	SCS-99	MSC Training	306.23	1,837.35	306.23	2,202.37	4,652.17	6	775.36	15	51.69	1.00	51.69	90
C16-GN153	OGN-99	Local training	3,062.25	18,373.50	3,062.25	22,023.70	46,521.70	60	775.36	20	38.77	1.00	38.77	1,200
C17-GT120	POR-02	SD Tutors	459.34	2,756.03	459.34	3,303.56	6,978.26	3	2,326.09	9	258.45	3.00	86.15	81
		Total	7,253.95	49,229.15	7,253.95	57,299.61	121,036.65	145.00						2,423

TP ACTP 2006/7														
Local Code	HO Code	Courses	Preparation	Delivery	Closure	Support	Total	Courses Planned	Cost of Course	No Students	Cost per student per Course	Duration	cost per Student Day	Annual student days
Tr. Type: VK91-C - Kingston Upon Thames VK Training														
C1-GN135	HST-04	OST Phase 1	1,079.64	6,794.38	1,079.64	12,805.52	21,759.18	20	1,087.96	16	68.00	1.00	68.00	320
C10-GN136	HST-04	OST Phase 2	1,079.64	6,794.38	1,079.64	12,805.52	21,759.18	20	1,087.96	16	68.00	1.00	68.00	320
C11-GN157	HST-04	OST PCSO	55.96	1,641.51	55.96	2,507.76	4,261.19	4	1,065.30	16	66.58	1.00	66.58	64
C12-GN135/	HST-04	OST MSC	105.08	631.25	105.08	1,203.38	2,044.79	2	1,022.40	16	63.90	1.00	63.90	32
C13-GN046	HST-04	OST STAFF	120.17	718.30	120.17	1,371.06	2,329.71	2	1,164.86	16	72.80	1.00	72.80	32
C14-CR071	OGN-99	Domestic Violence	159.24	1,224.90	73.49	2,084.70	3,542.33	6	590.39	16	36.90	1.00	36.90	96
C15-GN116	HST-99	Supervising Safely	27.98	410.38	27.98	666.96	1,133.30	1	1,133.30	8	141.66	1.00	141.66	8
C16-GN115	HST-99	Policing Safely	55.96	466.35	55.96	827.04	1,405.31	2	702.66	16	43.92	0.50	87.83	16
C17-GP122	HST-01	ELS	674.67	4,061.82	303.12	7,207.65	12,247.26	13	942.10	8	117.76	1.00	117.76	104
C18-CS074	INV-99	Camera Competency	612.45	2,449.80	612.45	5,255.56	8,930.26	6	1,488.38	9	165.38	2.00	82.69	108
C19-GN153	OGN-99	Borough Training	1,670.42	8,114.32	559.61	14,794.49	25,138.84	30	837.96	16	52.37	1.00	52.37	480
C2-GN153	AOP-99	Police Staff	1,179.86	786.57	47.19	2,879.88	4,893.50	3	1,631.17	12	135.93	1.00	135.93	36
C20-GN135	MAN-99	Sgts Training	2,097.52	1,048.76	62.93	4,589.81	7,799.02	4	1,949.76	16	121.86	1.00	121.86	64
C21-GN135	MAN-99	Inspectors training	31.46	461.45	31.46	749.97	1,274.35	2	637.18	12	53.10	1.00	53.10	24
C22-GN135	ODR-01	Basic Drivers	47.19	6,921.82	283.17	10,372.07	17,624.25	6	2,937.38	8	367.17	1.00	367.17	48
C23-GN135	SCS-99	MSC	233.17	862.83	46.63	1,634.20	2,776.84	10	277.68	14	19.83	0.50	39.67	70
C24-GN135	POR-99	Street Duties	139.90	2,051.90	139.90	3,334.80	5,666.50	5	1,133.30	8	141.66	1.00	141.66	40
C25-CP075	INV-99	Livescan	0.00	1,219.18	0.00	1,743.67	2,962.85	15	197.52	3	65.84	0.25	263.36	11
		Total	9,370.31	46,659.90	4,684.38	86,834.04	147,548.66	151.00						1,873
Tr. Type: VW91-C - Merton VW Training														
C1-GN153	OGN-99	Local Training	1,041.17	7,661.47	796.19	1,343.13	10,841.95	30	361.40	25	14.46	1.00	14.46	750
C10-GP122	HST-01	ELS	1,224.90	5,149.20	636.95	991.36	8,002.41	24	333.43	6	55.57	1.00	55.57	144
C11-	HST-05	Dynamic Risk Ass	510.38	1,185.86	265.40	277.37	2,239.00	10	223.90	25	8.96	0.50	17.91	125
C12-CS151	INV-99	Camera Competency	510.38	4,108.00	265.40	690.57	5,574.34	10	557.43	10	55.74	2.00	27.87	200
C13-PT013	OGN-99	ANPR	40.83	510.37	132.70	96.70	780.60	5	156.12	6	26.02	0.50	52.04	15
C14-GN153	POR-99	Street Duties	3,034.84	6,075.68	727.25	1,391.06	11,228.83	24	467.87	8	58.48	1.00	58.48	192
C15-GB072	HST-03	Manual Handling	61.25	255.19	61.25	53.40	431.08	5	86.22	6	14.37	0.50	28.74	15
C16-	OGN-99	RT Operators	265.40	2,091.50	265.40	370.79	2,993.08	10	299.31	10	29.93	1.00	29.93	100
C17-GN153	OGN-03	Sergeants Cus Training	102.07	428.30	53.08	82.50	665.95	2	332.98	15	22.20	1.00	22.20	30
C18-GN153	OGN-99	Gaoler Training	510.38	2,071.50	265.40	402.60	3,249.87	10	324.99	10	32.50	1.00	32.50	100
C19-GT120	POR-02	Street Duties Tutor	387.88	3,082.25	132.70	509.44	4,112.27	5	822.45	10	82.25	3.00	27.42	150
C2-GC059	CEF-03	SRO Course	387.88	2,071.50	132.70	366.52	2,958.60	5	591.72	10	59.17	2.00	29.59	100
C20-GN153	SCS-99	PCSO Training	1,224.90	4,929.60	636.95	960.31	7,751.76	24	322.99	15	21.53	1.00	21.53	360
C21-GN135	HST-04	Officer Safety	1,224.90	3,674.70	636.95	782.87	6,319.42	24	263.31	25	10.53	1.00	10.53	600
C22-GN153	SCS-99	Specials Training	4,197.06	8,443.80	2,182.47	2,096.02	16,919.35	36	469.98	10	47.00	1.00	47.00	360
		Total	14,724.22	51,738.92	7,190.79	10,414.64	84,068.51	224.00						3,241

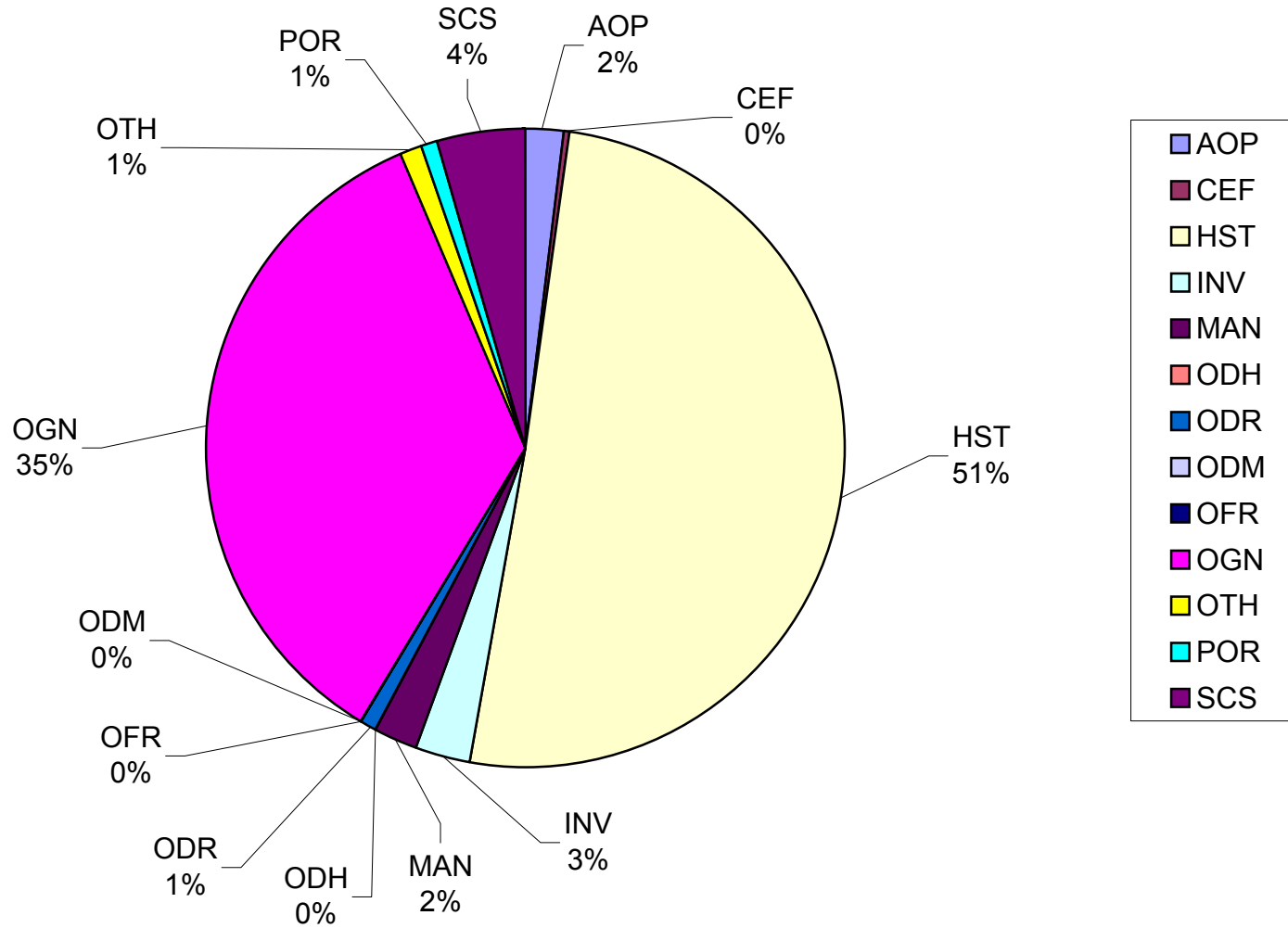
TP ACTP 2006/7														
Local Code	HO Code	Courses	Preparation	Delivery	Closure	Support	Total	Courses Planned	Cost of Course	No Students	Cost per student per Course	Duration	cost per Student Day	Annual student days
Tr. Type: WW91-C - Wandsworth WW Training														
C1-GP122	HST-01	ELS	1,131.23	6,692.74	1,131.23	91,234.68	100,189.88	40	2,504.75	6	417.46	1.00	417.46	240
C10-GN135	HST-04	OST phase 1	0.00	904.25	0.00	9,212.41	10,116.66	50	202.33	12	16.86	1.00	16.86	600
C11-GN136	HST-04	OST phase 2	0.00	904.25	0.00	9,212.41	10,116.66	50	202.33	12	16.86	1.00	16.86	600
C12-GN116	HST-99	Supervising Safely	78.66	1,153.64	78.66	13,355.83	14,666.78	5	2,933.36	8	366.67	1.00	366.67	40
C13-GN115	HST-99	Policing Safely	157.31	2,307.27	157.31	26,711.66	29,333.56	10	2,933.36	8	366.67	1.00	366.67	80
C14-CR071	OGN-99	Domestic Violence	94.39	1,384.36	94.39	16,026.99	17,600.13	6	2,933.36	16	183.33	1.00	183.33	96
C15-	INV-99	Camera Competency	3.11	475.28	3.11	4,905.37	5,386.86	8	673.36	6	112.23	2.00	56.11	96
C16-GN151	OGN-99	Cycle Train lev 1	1.04	77.64	1.04	812.08	891.79	8	111.47	4	27.87	1.00	27.87	32
C17-GN152	OGN-99	Cycle Train lev 2	1.04	77.64	1.04	812.08	891.79	8	111.47	4	27.87	1.00	27.87	32
C18-IM004	OGN-99	PNC on Aware	0.36	156.27	0.36	1,599.50	1,756.50	12	146.38	6	24.40	5.00	4.88	360
C19-GN153	POR-99	Street Duties Class	111.92	1,651.52	111.92	19,105.98	20,981.34	4	5,245.34	12	437.11	2.00	218.56	96
C2-GB072	HST-03	Manual Handling	125.85	1,048.76	125.85	13,248.96	14,549.42	8	1,818.68	8	227.33	0.50	454.67	32
C20-GN153	SCS-99	PCSO	167.88	2,482.20	167.88	28,709.09	31,527.05	12	2,627.25	12	218.94	1.00	218.94	144
C21-HR010	SCS-01	MSC Foundation	671.53	9,888.94	671.53	114,430.49	125,662.49	24	5,235.94	12	436.33	1.00	436.33	288
C22-MD023	SCS-99	MSC training	167.88	2,208.90	167.88	25,924.84	28,469.51	12	2,372.46	6	395.41	0.50	790.82	36
C23-GN153	OGN-99	CID Training	0.14	20.52	0.14	211.91	232.71	2	116.36	20	5.82	1.00	5.82	40
C24-GT120	POR-02	Street Duties Tutors	149.45	2,078.67	149.45	24,222.45	26,600.02	3	8,866.67	8	1,108.33	3.00	369.44	72
C25-GN153	MAN-99	Interview board (interview	199.26	2,778.24	199.26	32,364.62	35,541.39	4	8,885.35	9	987.26	3.00	329.09	108
C26-GN153	OGN-99	BOCU Training Days	1,084.39	15,045.76	1,084.39	175,380.01	192,594.55	60	3,209.91	20	160.50	1.00	160.50	1,200
		Total	4,145.44	51,336.85	4,145.44	607,481.36	667,109.09	326.00						4,192
Tr. Type: XD91-C - Ealing XB Training														
C1-	OGN-99	SOCPA	1,364.20	8,558.25	1,364.20	4,343.10	15,629.74	40	390.74	16	24.42	1.00	24.42	640
C10-	OGN-99	Critical Incidents	1,364.20	8,558.25	1,364.20	4,343.10	15,629.74	40	390.74	16	24.42	1.00	24.42	640
C11-	OGN-99	Counter Terrorism	1,364.20	8,558.25	1,364.20	4,343.10	15,629.74	40	390.74	16	24.42	1.00	24.42	640
C12-	OGN-99	SNH Ward Teams	335.76	1,639.19	335.76	889.17	3,199.89	9	355.54	16	22.22	1.00	22.22	144
C13-	MAN-99	Supv SNH Teams	92.67	470.86	92.67	252.50	908.69	2	454.35	15	30.29	1.00	30.29	30
C14-	OGN-99	Gaoler training	294.42	1,705.25	335.25	898.47	3,233.38	10	323.34	10	32.33	1.00	32.33	100
C15-	OGN-99	S& D PND	524.78	1,615.18	682.10	1,085.93	3,907.99	20	195.40	16	12.21	0.50	24.42	160
C16-	SCS-99	PCSO/Es	294.42	3,410.49	335.25	1,554.65	5,594.80	10	559.48	10	55.95	2.00	27.97	200
C17-	SCS-99	PCSO/Es û Supv	294.42	1,705.25	335.25	898.47	3,233.38	10	323.34	10	32.33	1.00	32.33	100
C18-	OGN-99	Firearms	682.10	2,086.72	361.46	1,204.53	4,334.81	20	216.74	16	13.55	0.50	27.09	160
C19-	SCS-99	MSC	494.32	7,927.78	26.54	3,251.04	11,699.68	1	11,699.68	16	731.23	17.00	43.01	272
C2-	MAN-99	Team Building	53.08	155.15	53.08	100.55	361.86	2	180.93	10	18.09	1.00	18.09	20
C20-	SCS-99	Volunteers	196.74	1,720.85	196.74	813.60	2,927.94	5	585.59	4	146.40	2.00	73.20	40
C21-	OGN-99	Custody Admin	170.42	655.47	170.42	383.38	1,379.70	5	275.94	1	275.94	0.50	551.88	3
C22-MD018	AOP-99	Occasional Trainers	227.89	1,753.44	227.89	850.10	3,059.31	2	1,529.66	8	191.21	5.00	38.24	80
C23-GN139	HST-99	Defib	212.32	620.62	212.32	402.21	1,447.46	8	180.93	6	30.16	0.50	60.31	24
C24-GN140	HST-99	Defib Refresher	212.32	620.62	212.32	402.21	1,447.46	8	180.93	6	30.16	0.50	60.31	24
C25-GP122	HST-01	ELS	1,061.58	4,083.00	489.96	2,168.17	7,802.71	40	195.07	8	24.38	0.50	48.77	160
C26-GN136	HST-04	OST	1,163.66	9,186.75	1,531.13	4,572.01	16,453.54	30	548.45	20	27.42	1.00	27.42	600
C27-GN115	HST-99	Policing Safely	170.42	983.21	170.42	509.50	1,833.56	5	366.71	10	36.67	1.00	36.67	50
C28-	OTH-01	Citizen Focus	1,364.20	5,724.98	1,364.20	3,252.86	11,706.23	40	292.66	16	18.29	0.50	36.58	320
		Total	11,938.12	71,739.56	11,225.36	36,518.65	131,421.61	347.00						4,407

TP ACTP 2006/7														
Local Code	HO Code	Courses	Preparation	Delivery	Closure	Support	Total	Courses Planned	Cost of Course	No Students	Cost per student per Course	Duration	cost per Student Day	Annual student days
Tr. Type: XH91-C - Hillingdon XH Training														
C1-GN135	HST-04	OST	1,986.43	8,686.43	1,660.38	7,025.01	19,358.25	17	1,138.72	24	47.45	1.00	47.45	408
C10-GN136	HST-04	OST	2,376.05	9,206.37	1,491.17	7,446.72	20,520.31	22	932.74	24	38.86	1.00	38.86	528
C11-GP122	HST-01	ELS	1,856.68	14,612.77	464.17	9,645.38	26,578.99	30	885.97	12	73.83	1.00	73.83	360
C12-GN151	OGN-99	Cylce - Level 1	260.02	1,635.10	260.02	1,227.56	3,382.69	10	338.27	5	67.65	1.00	67.65	50
C13-CR071	OGN-99	Domestic Violence	1,179.86	1,655.28	991.08	2,179.41	6,005.62	6	1,000.94	20	50.05	1.00	50.05	120
C14-GN115	HST-99	Policing Safely	983.21	1,605.66	170.42	1,571.70	4,331.00	5	866.20	20	43.31	1.00	43.31	100
C15-GN116	HST-99	Supervising Safely	53.08	316.22	53.08	240.59	662.97	2	331.49	10	33.15	1.00	33.15	20
C16-GN155	AOP-01	PCSO - Induction	3,970.39	6,787.45	460.43	6,389.93	17,608.20	5	3,521.64	6	586.94	5.00	117.39	150
C17-GB072	HST-03	Manual Handling	326.65	1,381.05	0.00	972.71	2,680.41	10	268.04	8	33.51	0.50	67.01	40
C18-GN153	OGN-99	Local Training 1	786.57	1,409.02	136.34	1,328.27	3,660.20	4	915.05	20	45.75	1.00	45.75	80
C19-GN153	OGN-99	Local Training 2	3,570.91	5,605.84	969.99	5,779.58	15,926.32	16	995.40	20	49.77	1.00	49.77	320
C2-GN153	OGN-99	Local Training 3	3,570.91	5,605.84	969.99	5,779.58	15,926.32	16	995.40	20	49.77	1.00	49.77	320
C20-GN153	OGN-99	Local Training 4	3,570.91	5,605.84	969.99	5,779.58	15,926.32	16	995.40	20	49.77	1.00	49.77	320
C21-GN153	OGN-99	Local Training 5	892.73	1,409.02	242.50	1,449.20	3,993.45	4	998.36	20	49.92	1.00	49.92	80
C22-GN153	SCS-99	L/ Training (MSC)	252.34	515.49	84.54	485.51	1,337.88	2	668.94	16	41.81	15.00	2.79	480
C23-GN155	AOP-01	VSRO INDUCTION	1,115.91	1,758.78	303.12	1,810.08	4,987.89	5	997.58	10	99.76	2.00	49.88	100
C24-GN153	ODR-99	L/T (Fast Roads)	1,325.97	1,046.00	233.17	1,483.89	4,089.03	2	2,044.52	16	127.78	1.00	127.78	32
C25-CP056	INV-99	Livescan User	0.00	1,303.08	0.00	742.23	2,045.31	5	409.06	4	102.27	0.50	204.53	10
C26-TM004	OGN-09	PNC via AWARE	2,600.16	1,953.12	2,600.16	4,074.60	11,228.04	12	935.67	9	103.96	1.00	103.96	108
C27-TS040	INV-99	CRIMINT	224.06	1,403.40	224.06	1,054.63	2,906.16	12	242.18	2	121.09	1.00	121.09	24
		Total	30,902.84	73,501.76	12,284.61	66,466.16	183,155.36	201.00						3,650
Tr. Type: YE91-C - Enfield YE Training														
C1-GP122	HST-01	ELS	2,042.93	12,068.82	2,042.93	17,834.78	33,989.47	24	1,416.23	8	177.03	1.00	177.03	192
C10-MPXDX0	ODR-99	Fast Roads	1,531.13	9,186.75	1,531.13	13,522.90	25,771.90	30	859.06	20	42.95	1.00	42.95	600
C11-TR001	OGN-99	RT Training	510.73	3,017.20	510.73	4,458.69	8,497.36	6	1,416.23	8	177.03	1.00	177.03	48
C12-	INV-99	Fraud Bill	1,531.13	9,186.75	1,531.13	13,522.90	25,771.90	30	859.06	20	42.95	1.00	42.95	600
C13-CR090	OGN-99	Mispers	1,531.13	9,186.75	1,531.13	13,522.90	25,771.90	30	859.06	20	42.95	1.00	42.95	600
C14-MD076	AOP-99	PDR'S	204.51	1,179.85	204.51	1,754.11	3,342.98	6	557.16	20	27.86	1.00	27.86	120
C15-GN115	HST-99	Policing Safely	484.99	2,798.04	484.99	4,159.91	7,927.94	8	990.99	16	61.94	1.00	61.94	128
C16-GN153	AOP-99	Presentation Skills	408.48	3,017.20	408.48	4,232.91	8,067.07	3	2,689.02	12	224.09	2.00	112.04	72
C17-GN116	HST-99	Supervising Safely	121.25	466.34	121.25	782.56	1,491.40	2	745.70	10	74.57	1.00	74.57	20
C18-CR071	OGN-99	Domestic Violence	727.49	4,197.06	727.49	6,239.85	11,891.89	12	990.99	12	82.58	1.00	82.58	144
C19-GN046	HST-99	Personal Safety	340.49	2,011.47	340.49	2,972.46	5,664.91	4	1,416.23	12	118.02	1.00	118.02	48
C2-GN153	SCS-99	PCSO'S	408.30	2,449.80	408.30	3,606.11	6,872.51	8	859.06	20	42.95	1.00	42.95	160
C20-EL032	HST-05	Risk Assessment	242.50	1,399.02	242.50	2,079.96	3,963.98	4	991.00	12	82.58	1.00	82.58	48
C21-GN135	HST-04	OST	368.67	3,703.86	368.67	4,903.08	9,344.28	24	389.35	24	16.22	1.00	16.22	576
C22-GN136	HST-04	OST	368.67	3,703.86	368.67	4,903.08	9,344.28	24	389.35	24	16.22	1.00	16.22	576
C23-GN157	HST-04	OST	30.72	230.89	30.72	322.74	615.08	2	307.54	24	12.81	2.00	6.41	96
C24-GN158	HST-04	OST	30.72	230.89	30.72	322.74	615.08	2	307.54	4	76.89	2.00	38.44	16
C25-GN153	OGN-99	Team Training	1,959.84	8,166.00	1,959.84	13,342.59	25,428.27	160	158.93	15	10.60	0.25	42.38	600
		Total	12,843.68	76,200.55	12,843.68	112,484.27	214,372.20	379.00						4,644

TP ACTP 2006/7														
Local Code	HO Code	Courses	Preparation	Delivery	Closure	Support	Total	Courses Planned	Cost of Course	No Students	Cost per student per Course	Duration	cost per Student Day	Annual student days
Tr. Type: YR91-C - Haringey YR Training														
C1-GN153	AOP-99	CONEL Partnership	102.25	589.93	102.25	711.66	1,506.10	3	502.03	10	50.20	1.00	50.20	30
C10-GN135	HST-04	OST Phase 1	2,703.43	43,868.10	2,703.43	40,557.31	89,832.27	40	2,245.81	22	102.08	1.00	102.08	880
C11-GN136	HST-04	OST Phase 2	2,703.43	43,868.10	2,703.43	40,557.31	89,832.27	40	2,245.81	22	102.08	1.00	102.08	880
C12-GN138	INV-99	ABE	991.08	17,414.95	991.08	14,151.05	33,548.16	6	5,591.36	10	559.14	5.00	111.83	300
C13-GP122	HST-01	ELS	792.58	12,025.61	792.58	12,192.52	25,803.28	40	645.08	8	80.64	1.00	80.64	320
C14-MD023	SCS-99	MSC	47.19	692.18	47.19	704.61	1,491.18	3	497.06	10	49.71	1.00	49.71	30
C15-CP057	INV-99	Livescan	235.97	1,494.49	235.97	1,761.53	3,727.96	15	248.53	6	41.42	0.50	82.84	45
C16-GN153	MAN-99	YR Managers	345.08	7,861.18	345.08	5,152.05	13,703.39	14	978.81	20	48.94	1.00	48.94	280
C17-GN153	POR-99	CPP	78.66	498.16	78.66	587.18	1,242.66	5	248.53	15	16.57	0.50	33.14	38
C18-GN153	OGN-99	Borough Training	3,749.32	50,471.58	3,749.32	51,929.71	109,899.92	110	999.09	15	66.61	1.00	66.61	1,650
C19-GN135	HST-04	OST Street Duties	337.93	5,921.01	337.93	5,461.58	12,058.45	5	2,411.69	15	160.78	1.00	160.78	75
		Total	12,086.92	184,705.29	12,086.92	173,766.51	382,645.64	281.00						4,528
Tr. Type: ZD91-C - Croydon ZD Training														
C1-GP122	HST-01	ELS	440.96	7,448.00	1,029.00	17,693.25	26,611.22	36	739.20	8	92.40	1.00	92.40	288
C10-GN135	HST-04	OST phase 1	2,653.95	15,311.25	2,653.95	40,908.39	61,527.54	100	615.28	8	76.91	0.75	102.55	600
C11-GN136	HST-04	OST phase 2	1,224.90	15,311.25	2,653.95	38,073.16	57,263.26	100	572.63	8	71.58	0.75	95.44	600
C12-GN153	OGN-99	Local Training 1	6,124.50	2,694.78	183.74	17,861.99	26,865.01	15	1,791.00	25	71.64	1.00	71.64	375
C13-GN153	OGN-99	Lcal Training 2	6,124.50	2,694.78	183.74	17,861.99	26,865.01	15	1,791.00	25	71.64	1.00	71.64	375
C14-CR071	OGN-99	Domestic Violence	204.15	1,429.05	204.15	3,645.30	5,482.65	4	1,370.66	15	91.38	1.00	91.38	60
C15-GN115	HST-99	Policing Safely	61.25	898.26	61.25	2,025.17	3,045.92	5	609.18	15	40.61	1.00	40.61	75
C16-GN116	HST-99	Supervising Safely	1,224.90	538.96	36.75	3,572.39	5,372.99	3	1,791.00	15	119.40	1.00	119.40	45
C17-GN153	SCS-99	PCSO	816.60	2,858.10	204.15	7,695.64	11,574.49	4	2,893.62	15	192.91	4.00	48.23	240
C18-IM004	OGN-09	*PNC on AWARE	0.00	0.00	0.00	0.00	0.00	0	0.00	10	0.00	0.00	0.00	
C19-GN 153	OGN-99	Local Training 3	6,124.50	2,694.78	183.74	17,861.99	26,865.01	15	1,791.00	25	71.64	1.00	71.64	375
C2-HR010	SCS-99	MSC Other	106.16	1,429.05	106.16	3,256.48	4,897.85	4	1,224.46	10	122.45	1.00	122.45	40
C20-GN153	CEF-03	SRO Training	24.50	359.30	24.50	810.07	1,218.37	2	609.19	6	101.53	1.00	101.53	12
C21-GN153	SCS-99	DDO Training	24.50	359.30	24.50	810.07	1,218.37	2	609.19	8	76.15	1.00	76.15	16
C22-not en	OGN-99	Critical Incident	424.63	2,874.43	195.98	6,934.18	10,429.23	16	651.83	8	81.48	0.50	162.96	64
C23-GT120	POR-99	Street Duties Inst	12.25	536.91	12.25	1,113.84	1,675.25	1	1,675.25	6	279.21	3.00	93.07	18
C24-GN153	MAN-99	Supervisors	195.98	2,874.43	195.98	6,480.54	9,746.94	16	609.18	10	60.92	1.00	60.92	160
		Total	25,788.23	60,312.63	7,953.79	186,604.45	280,659.11	338.00						685

TP ACTP 2006/7														
Local Code	HO Code	Courses	Preparation	Delivery	Closure	Support	Total	Courses Planned	Cost of Course	No Students	Cost per student per Course	Duration	cost per Student Day	Annual student days
Tr. Type: ZT91-C - Sutton ZT Training														
C1-GN135	HST-04	OST	2,132.38	13,006.50	2,132.38	14,860.18	32,131.43	30	1,071.05	20	53.55	1.00	53.55	600
C10-GP122	HST-01	ELS	1,244.62	5,825.79	1,244.62	7,154.26	15,469.30	20	773.47	10	77.35	1.00	77.35	200
C11-GN115	HST-99	Policing safely	810.96	3,957.76	810.96	4,800.76	10,380.44	15	692.03	20	34.60	1.00	34.60	300
C12-GN116	HST-99	Supervising safely	587.08	1,194.96	432.51	1,905.40	4,119.95	8	514.99	10	51.50	1.00	51.50	80
C13-GN153	OGN-99	Training days	5,012.15	8,222.20	2,791.82	13,788.92	29,815.09	40	745.38	25	29.82	1.00	29.82	1,000
C14-GN153	AOP-99	PDR Training	733.85	2,978.40	540.64	3,659.19	7,912.08	10	791.21	10	79.12	1.00	79.12	100
C15-GN153	HST-99	Infectious diseases	540.64	1,492.20	540.64	2,214.22	4,787.70	10	478.77	25	19.15	0.50	38.30	125
C16-GN153	SCS-02	PCSO foundation	948.76	1,684.17	948.76	3,081.69	6,663.38	3	2,221.13	5	444.23	5.00	88.85	75
C17-GN153	AOP-99	Basic Word	362.30	749.10	258.26	1,178.46	2,548.12	10	254.81	4	63.70	0.50	127.41	20
C18-GN153	AOP-99	Advanced Word	362.30	749.10	258.26	1,178.46	2,548.12	10	254.81	4	63.70	0.50	127.41	20
C19-GN153	AOP-99	Basic Excel	362.30	749.10	258.26	1,178.46	2,548.12	10	254.81	4	63.70	0.50	127.41	20
C2-GN153	AOP-99	Advanced Excel	362.30	749.10	258.26	1,178.46	2,548.12	10	254.81	4	63.70	0.50	127.41	20
C20-GN153	AOP-99	Powerpoint	362.30	749.10	258.26	1,178.46	2,548.12	10	254.81	4	63.70	0.50	127.41	20
C21-GN153	OGN-99	Aware	362.30	749.10	258.26	1,178.46	2,548.12	10	254.81	5	50.96	0.50	101.92	25
C22-GN153	MAN-99	Sgt Development	1,310.95	1,316.95	13.11	2,272.33	4,913.34	5	982.67	10	98.27	1.00	98.27	50
C23-CR071	OGN-99	Domstic Violence	327.74	1,316.95	78.66	1,482.76	3,206.10	5	641.22	20	32.06	1.00	32.06	100
C24-EL032	HST-05	Risk Assessment	78.00	655.92	78.00	698.58	1,510.51	3	503.50	8	62.94	1.00	62.94	24
		Total	15,900.93	46,146.40	11,161.66	62,989.05	136,198.04	209.00						2,779
Tr. Type: SN83-C - Safer Neighbourhoods Training														
C1-MD065	OGN-99	SN Sgts	1,599.25	48,321.59	1,599.25	11,445.80	62,965.90	17.00	3,703.88	12.00	308.66	5.00	61.73	1020
C10-MD066	OGN-99	SN PCs & PCSOs	9,537.49	297,810.01	9,537.49	70,292.75	387,177.75	110.00	3,519.80	12.00	293.32	5.00	58.66	6600
		Total	11,136.74	346,131.60	11,136.74	81,738.55	450,143.65	127.00	7,223.67					7,620.00
* Training planned but delivery and quantity not known at time of submission														
		TP Total Costs	509,296.83	3,386,061.84	329,899.26	4,002,501.57	8,227,758.89	9,728						150,649
						Sustaining Overheads	2,122,354.42							
		Cost of Planned TP Training					10,350,113.31							

Percentage of Total Student Training Days Predicted for 2006/7 By Home Office Code Groups for Territorial Policing



SCD ACTP 2006/7														
Local Code	HO Code	Courses	Preparation	Delivery	Closure	Support	Total	Courses Planned	Cost of Course	No Students	Cost per student per Course	Duration	cost per Student Day	Annual student days
Tr. Type: SC01-C - SCD1 Homicide Training														
C1-GP122	HST-01	ELS	1,201.02	13,239.43	3,238.54	3,648.95	21,327.95	42	507.81	8	63.48	1.00	63.48	336
C10-GN135/	HST-04	OST	6,441.12	68,502.60	29,668.25	21,591.91	126,203.88	240	525.85	8	65.73	1.00	65.73	1,920
C11-GN155	AOP-99	Induction Course	5,806.76	49,686.07	3,055.31	12,084.34	70,632.48	27	2,616.02	8	327.00	5.00	65.40	1,080
C12-CS188	INV-99	Tier 2 Int	11,298.35	74,185.80	2,715.83	18,204.48	106,404.46	24	4,433.52	8	554.19	5.00	110.84	960
C13-CS220	INV-99	Tier 3 Int	10,219.71	95,443.65	2,100.30	22,242.42	130,006.08	9	14,445.12	8	1,805.64	15.00	120.38	1,080
C14-CA014	INV-99	Disclosure	4,189.74	10,869.60	3,009.81	3,729.47	21,798.62	24	908.28	8	113.53	1.00	113.53	192
C15-CP011	INV-99	CCTV	2,907.53	5,733.59	2,701.50	2,341.12	13,683.74	24	570.16	8	71.27	1.00	71.27	192
C16-GP157	INV-99	ABE Refresher	2,964.84	11,586.00	2,715.83	3,563.84	20,830.51	24	867.94	6	144.66	2.00	72.33	288
C17-GN139	HST-99	Defib	330.72	4,863.01	1,707.56	1,424.43	8,325.73	27	308.36	8	38.55	1.00	38.55	216
		Total	45,359.79	334,109.75	50,912.93	88,830.96	519,213.45	441.00						6,264
Tr. Type: SC02-C - SCD2(1), 2(2), 3, 12, 13, 14 Training														
C1-MPSGB07	HST-03	Manual Handling	356.69	2,972.40	356.69	4,646.66	8,332.44	40	208.31	10	20.83	0.50	41.66	200
C10-MPSBC1	HST-99	H & S	77.28	891.72	77.28	1,319.05	2,365.33	4	591.33	15	39.42	2.00	19.71	120
C11-MPSGN1	HST-99	Policing Safely	26.75	334.40	26.75	489.03	876.93	3	292.31	5	58.46	1.00	58.46	15
C12-MPSGN1	HST-99	Supervising Safely	26.75	334.40	26.75	489.03	876.93	3	292.31	5	58.46	1.00	58.46	15
C13-REQUES	HST-99	COSHH	17.83	222.93	17.83	326.02	584.62	2	292.31	8	36.54	1.00	36.54	16
C14-MPSEL0	HST-05	Risk Assessment	35.67	523.14	35.67	749.46	1,343.94	4	335.99	10	33.60	1.00	33.60	40
C15-REQUES	AOP-99	PDR's & Objectives	44.59	653.93	44.59	936.83	1,679.93	5	335.99	10	33.60	1.00	33.60	50
C16-MPSCM0	AOP-99	Assertiveness	8.92	130.79	8.92	187.37	335.99	1	335.99	10	33.60	1.00	33.60	10
C17-REQUES	AOP-99	Motivation	8.92	130.79	8.92	187.37	335.99	1	335.99	10	33.60	1.00	33.60	10
C18-REQUES	MAN-03	Leadership	17.83	261.57	17.83	374.73	671.97	2	335.99	10	33.60	1.00	33.60	20
C19-MPSGN1	HST-99	Fire Picket Training	8.92	56.48	8.92	93.68	167.99	1	167.99	10	16.80	0.50	33.60	5
C2-REQUEST	HST-99	First Aid At Work	37.16	520.17	37.16	749.46	1,343.94	1	1,343.94	9	149.33	4.00	37.33	36
C20-MPSGN1	HST-04	OST stage 1	155.98	3,869.76	168.98	5,288.28	9,483.00	6	1,580.50	15	105.37	1.00	105.37	90
C21-MPS GN	HST-04	OST stage 2	155.98	3,869.76	168.98	5,288.28	9,483.00	6	1,580.50	15	105.37	1.00	105.37	90
C22-MPSGN1	HST-01	ELS	19.50	487.44	19.50	663.68	1,190.12	3	396.71	15	26.45	1.00	26.45	45
C23-REQUES	HST-99	H&S senior staff	43.33	324.96	56.33	535.31	959.92	2	479.96	9	53.33	1.00	53.33	18
C24-MPSEX0	OTH-01	Deaf awareness	26.75	392.36	26.75	562.10	1,007.96	3	335.99	10	33.60	1.00	33.60	30
		Total	1,068.85	15,977.00	1,107.85	22,886.34	41,040.00	87.00						810
Tr. Type: SC04-C - SCD4 Non Technical Forensic Training														
C1-GB072	HST-03	Manual Handling	1,100.77	1,284.60	1,045.09	5,321.67	8,752.13	15	583.48	10	58.35	0.50	116.70	75
C10-GP122	HST-01	Emergency Life Support	587.08	1,391.72	1,009.18	4,635.25	7,623.23	8	952.90	8	119.11	1.00	119.11	64
C11-CS165	HST-99	Safety at Work	1,081.28	2,549.30	1,564.24	8,058.72	13,253.54	20	662.68	14	47.33	1.00	47.33	280
C12-CM040	AOP-99	Assertiveness	973.15	2,006.37	1,922.90	7,605.12	12,507.54	18	694.86	14	49.63	1.00	49.63	252
C13-MD058	AOP-99	P Band Dev-Mentoring	540.64	1,114.65	1,068.28	4,225.07	6,948.64	10	694.86	14	49.63	1.00	49.63	140
C14-EM043	AOP-99	P Band Dev-Commission	2,424.41	6,687.90	4,848.81	21,657.89	35,619.01	10	3,561.90	12	296.83	3.00	98.94	360
C15-Awaits	AOP-99	P Band Dev-Leading in	366.92	282.38	348.36	1,547.67	2,545.33	5	509.07	14	36.36	0.50	72.72	35
C16-Awaits	AOP-99	P Band Dev-Negotiation	366.92	282.38	348.36	1,547.67	2,545.33	5	509.07	14	36.36	0.50	72.72	35
C17-	AOP-99	Presentation Skills	440.31	788.79	640.96	2,901.02	4,771.08	6	795.18	14	56.80	1.00	56.80	84
C18-	AOP-99	Induction	386.82	372.97	287.96	1,625.37	2,673.12	2	1,336.56	16	83.54	1.00	83.54	32
		Total	8,268.30	16,761.06	13,084.14	59,125.45	97,238.95	99.00						1,357

SCD ACTP 2006/7															
Local Code	HO Code	Courses	Preparation	Delivery	Closure	Support	Total	Courses Planned	Cost of Course	No Students	Cost per student per Course	Duration	cost per Student Day	Annual student days	
Tr. Type: SC05-C - SCD5 Child Protection Group Training															
C1-CS199	AOP-99	Foundation Course	1,462.50	30,125.00	1,462.50	97,285.30	130,335.30	5	26,067.06	12	2,172.26	10.00	217.23	600	
C10-CS198	INV-99	ABE	580.32	9,399.36	580.32	31,225.92	41,785.92	8	5,223.24	12	435.27	5.00	87.05	480	
C11-CS200	INV-99	JI	580.32	9,399.36	580.32	31,225.92	41,785.92	8	5,223.24	14	373.09	5.00	74.62	560	
C12-GP122	HST-01	ELS	304.20	4,895.00	304.20	16,273.55	21,776.95	10	2,177.70	10	217.77	1.00	217.77	100	
C13-GN135	HST-04	OST Ph1	304.20	4,095.00	304.20	13,907.95	18,611.35	10	1,861.14	12	155.09	1.00	155.09	120	
C14-GN136	HST-04	OST Ph2	304.20	4,095.00	304.20	13,907.95	18,611.35	10	1,861.14	12	155.09	1.00	155.09	120	
C15-GN115	HST-99	Policing Safely	304.20	4,095.00	304.20	13,907.95	18,611.35	10	1,861.14	10	186.11	1.00	186.11	100	
C16-GN116	HST-99	Supervising Safely	304.20	4,095.00	304.20	13,907.95	18,611.35	10	1,861.14	10	186.11	1.00	186.11	100	
C17-	HST-05	Risk Assessment	304.20	4,095.00	304.20	13,907.95	18,611.35	10	1,861.14	10	186.11	1.00	186.11	100	
C18-	AOP-99	PCLO	117.00	1,798.00	117.00	6,008.62	8,040.62	2	4,020.31	10	402.03	2.00	201.02	40	
C19-	OGN-99	Firearm Awareness	280.80	4,118.40	280.80	13,838.76	18,518.76	20	925.94	15	61.73	1.00	61.73	300	
C2-	HST-03	Manual Handling	140.40	2,059.20	140.40	6,919.38	9,259.38	10	925.94	8	115.74	1.00	115.74	80	
C20-	AOP-99	Regional Seasonals	121.68	1,798.00	121.68	6,036.30	8,077.66	4	2,019.42	100	20.19	1.00	20.19	400	
		Total	5,108.22	84,067.32	5,108.22	278,353.50	372,637.26	117.00						3,100	
Tr. Type: SC06-C - SCD6 Economic & Specialist Crime Training															
C1-GN135	HST-04	OST	1,492.22	11,407.50	1,492.22	15,790.84	30,182.78	65	464.35	8	58.04	1.00	58.04	520	
C10-GN136	HST-04	OST	1,492.22	11,407.50	1,492.22	15,790.84	30,182.78	65	464.35	8	58.04	1.00	58.04	520	
C11-GN157	HST-99	AFI Safety Training	137.75	1,053.00	137.75	1,457.62	2,786.11	6	464.35	8	58.04	1.00	58.04	48	
C12-GP122	HST-01	ELS	596.89	4,563.00	596.89	6,316.33	12,073.10	26	464.35	12	38.70	1.00	38.70	312	
C13-EL032	HST-05	Risk Assessment	667.21	5,739.30	667.21	7,761.29	14,835.01	20	741.75	16	46.36	1.00	46.36	320	
C14-	HST-99	Worst Enemy	248.54	1,992.15	248.54	2,731.19	5,220.43	15	348.03	30	11.60	1.00	11.60	450	
C15-	AOP-99	PDR	248.54	1,992.15	248.54	2,731.19	5,220.43	15	348.03	12	29.00	1.00	29.00	180	
C16-	AOP-99	PDR	127.50	1,163.16	127.50	1,556.01	2,974.17	8	371.77	12	30.98	1.00	30.98	96	
		Total	5,010.87	39,317.76	5,010.87	54,135.31	103,474.81	220.00						2,446	
Tr. Type: SC07-C - SCD7 Serious & Organised Crime Training															
C1-GN135	HST-04	OST	2,925.00	17,550.00	2,925.00	17,643.60	41,043.60	50	820.87	10	82.09	1.00	82.09	500	
C10-GN136	HST-04	OST	2,925.00	17,550.00	2,925.00	17,643.60	41,043.60	50	820.87	10	82.09	1.00	82.09	500	
C11-	AOP-99	PDR	107.01	891.72	107.01	833.72	1,939.45	12	161.62	10	16.16	0.50	32.32	60	
C12-	HST-01	ELS	1,524.67	9,445.50	1,524.67	9,421.10	21,915.93	56	391.36	8	48.92	1.00	48.92	448	
C13-	HST-05	Risk Assess	152.10	877.50	152.10	891.00	2,072.70	5	414.54	10	41.45	1.00	41.45	50	
C14-	HST-99	Policing Safely	351.00	2,106.00	351.00	2,117.23	4,925.23	6	820.87	12	68.41	1.00	68.41	72	
C15-	HST-99	Supervising Safely	234.00	1,404.00	234.00	1,411.49	3,283.49	4	820.87	12	68.41	1.00	68.41	48	
C16-	AOP-99	Minute Taking	38.64	222.93	38.64	226.36	526.57	2	263.29	10	26.33	1.00	26.33	20	
C17-	INV-99	RIPA	585.00	3,510.00	585.00	3,528.72	8,208.72	10	820.87	10	82.09	1.00	82.09	100	
		Total	8,842.42	53,557.65	8,842.42	53,716.82	124,959.29	195.00						1,798	

SCD ACTP 2006/7														
Local Code	HO Code	Courses	Preparation	Delivery	Closure	Support	Total	Courses Planned	Cost of Course	No Students	Cost per student per Course	Duration	cost per Student Day	Annual student days
Tr. Type: SC08-C - SCD8 Trident Training														
C1-GN136	HST-04	OST	357.67	4,470.84	357.67	11,005.57	16,191.74	24	674.66	8	84.33	1.00	84.33	192
C10-GP122	HST-01	ELS	336.96	4,212.00	336.96	10,368.41	15,254.33	24	635.60	8	79.45	1.00	79.45	192
C11-	INV-99	Camera Competency	555.11	5,204.64	555.11	13,400.76	19,715.62	6	3,285.94	12	273.83	2.00	136.91	144
C12-	INV-99	Disclosure Basic	247.84	3,469.76	247.84	8,415.06	12,380.50	10	1,238.05	10	123.81	1.00	123.81	100
C13-	OGN-99	Local Training Days	356.89	5,234.38	356.89	12,622.59	18,570.75	12	1,547.56	25	61.90	1.00	61.90	300
C14-	OTH-99	Promotion Classes	561.60	4,680.00	561.60	12,314.97	18,118.17	40	452.95	10	45.30	0.50	90.59	200
C15-	INV-99	Interviewing skills	921.96	13,026.47	921.96	31,556.48	46,426.88	6	7,737.81	8	967.23	5.00	193.45	240
C16-	INV-99	ABE	921.96	13,026.47	921.96	31,556.48	46,426.88	6	7,737.81	8	967.23	5.00	193.45	240
C17-	AOP-99	SADMAN	78.50	654.20	78.50	1,721.47	2,532.68	5	506.54	10	50.65	0.50	101.31	25
C18-	HST-99	Policing Safely	140.40	2,059.20	140.40	4,965.71	7,305.71	10	730.57	10	73.06	1.00	73.06	100
C19-	HST-99	Supervising Safely	140.40	2,059.20	140.40	4,965.71	7,305.71	10	730.57	5	146.11	1.00	146.11	50
C2-	INV-99	Disclosure Advanced	148.70	2,180.99	148.70	5,259.41	7,737.81	5	1,547.56	10	154.76	1.00	154.76	50
C20-	INV-99	Disclosure SIO	59.48	872.40	59.48	2,103.77	3,095.13	2	1,547.57	10	154.76	0.50	309.51	10
		Total	4,827.47	61,150.55	4,827.47	150,256.39	221,061.91	160.00						1,843
Tr. Type: SC10-C - SCD10/11 Training														
C1-GN135	HST-04	OST	372.57	2,235.42	372.57	18,377.83	21,358.39	6	3,559.73	12	296.64	1.00	296.64	72
C10-GN136	HST-04	OST	372.57	2,235.42	372.57	18,377.83	21,358.39	6	3,559.73	12	296.64	1.00	296.64	72
C11-GP122	HST-01	ELS	312.02	2,400.12	338.02	18,806.98	21,857.14	12	1,821.43	6	303.57	1.00	303.57	72
		Total	1,057.16	6,870.96	1,083.16	55,562.64	64,573.92	24.00						216
Tr. Type: SC11-C - SCD11 Surveillance Training Training														
C1-NO CODE	INV-07	Level 1 assessment	0.00	27,406.08	0.00	1,460.74	28,866.82	12	2,405.57	8	300.70	0.50	601.39	48
C10-CS 712	INV-07	Level 1 surv. Cse	11,398.08	92,972.64	9,805.67	6,085.60	120,261.99	6	20,043.67	12	1,670.31	8.00	208.79	576
C11-NO COD	INV-07	Level 2 assessment	0.00	18,418.08	0.00	981.68	19,399.76	12	1,616.65	8	202.08	0.50	404.16	48
C12-CS 712	INV-07	Level 2 surv. Cse	18,996.80	211,252.40	18,046.41	13,234.16	261,529.77	4	65,382.44	12	5,448.54	20.00	272.43	960
C13-CS 712	INV-07	Novice L2 surv cse	22,796.16	219,542.00	22,796.16	14,131.66	279,265.98	2	139,632.99	12	11,636.08	25.00	465.44	600
C14-NO COD	INV-07	Rural refresher	3,974.08	2,768.74	1,112.74	418.70	8,274.26	4	2,068.57	15	137.90	3.00	45.97	180
C15-NO COD	INV-99	Kidnap	4,421.66	41,155.63	4,404.43	2,664.03	52,645.75	1	52,645.75	15	3,509.72	15.00	233.98	225
C16-NO COD	INV-99	Camera Competance	0.00	496.76	0.00	26.48	523.24	5	104.65	12	8.72	2.00	4.36	120
C17-NO COD	AOP-99	Camera Compency Trainers	0.00	1,241.90	0.00	66.19	1,308.09	4	327.02	12	27.25	5.00	5.45	240
C18-NO COD	INV-99	Intermediate Camera Compet	0.00	496.76	0.00	26.48	523.24	8	65.41	6	10.90	2.00	5.45	96
C19-NO COD	INV-99	Pre Rural Photography	0.00	745.14	0.00	39.72	784.86	6	130.81	6	21.80	3.00	7.27	108
C2-NO CODE	INV-99	Blackmail Course	543.42	8,151.30	274.43	478.06	9,447.21	1	9,447.21	14	674.80	24.00	28.12	336
		Total	62,130.20	624,647.43	56,439.84	39,613.50	782,830.97	65.00						3,537

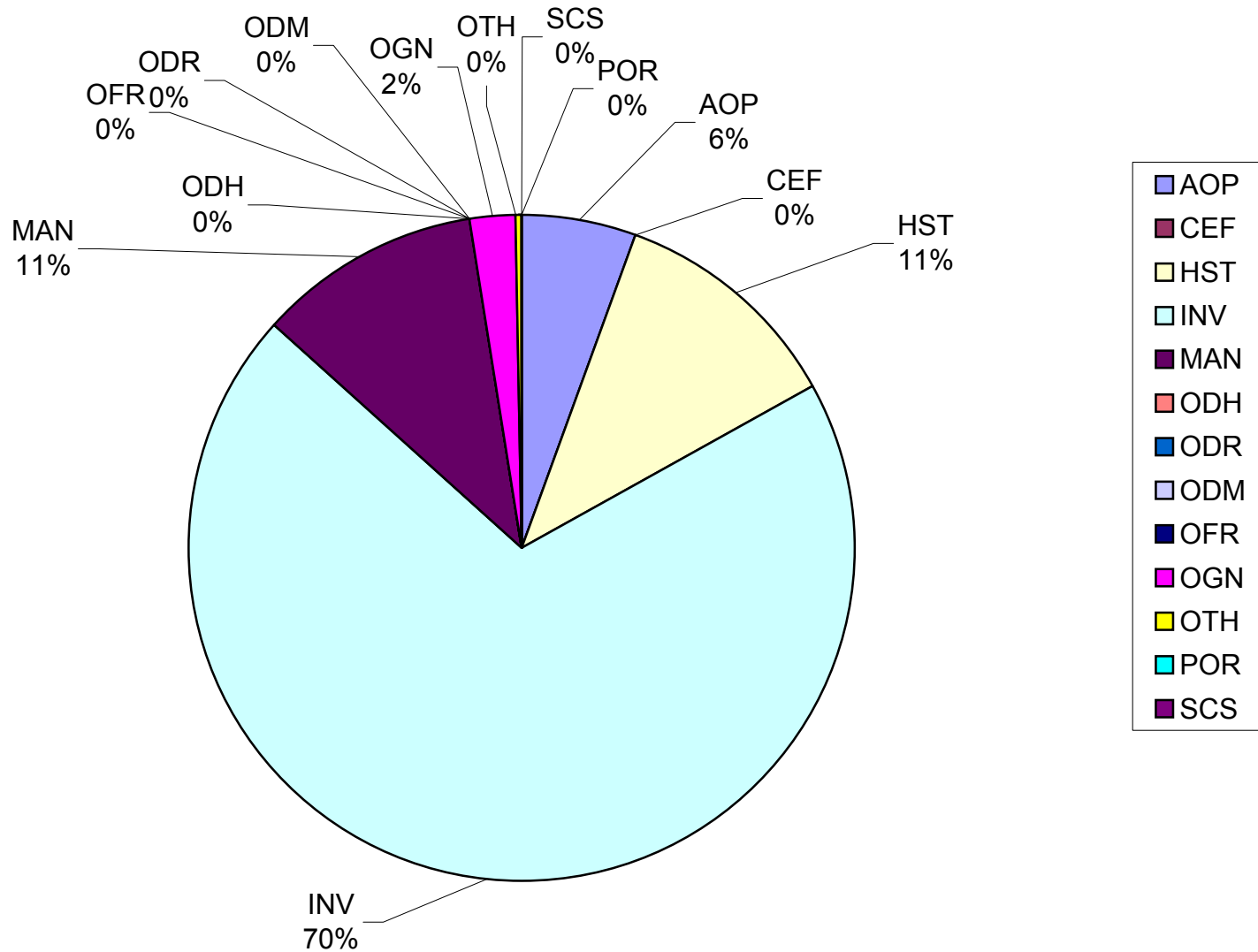
SCD ACTP 2006/7														
Local Code	HO Code	Courses	Preparation	Delivery	Closure	Support	Total	Courses Planned	Cost of Course	No Students	Cost per student per Course	Duration	cost per Student Day	Annual student days
Tr. Type: SC15-C - SCD10(5) PNC Bureau Training														
C1-Awaits	OGN-09	PNC Updating	966.33	9,902.57	711.39	11,605.76	23,186.04	7	3,312.29	6	552.05	10.00	55.20	420
C10-Awaits	OGN-09	PNC Assessment	836.07	2,508.21	836.07	4,189.55	8,369.90	6	1,394.98	6	232.50	3.00	77.50	108
C11-Awaits	OGN-09	PNC Interrogation	1,522.59	7,815.29	1,522.59	10,884.36	21,744.83	11	1,976.80	6	329.47	5.00	65.89	330
C12-Awaits	OGN-09	QUEST	278.69	1,114.76	278.69	1,675.82	3,347.96	4	836.99	6	139.50	2.00	69.75	48
C13-Awaits	OGN-09	VODS	278.69	1,114.76	278.69	1,675.82	3,347.96	4	836.99	6	139.50	2.00	69.75	48
C14-Awaits	OGN-09	PNC Names	409.67	1,969.01	409.67	2,794.49	5,582.85	7	797.55	6	132.93	2.00	66.46	84
C15-Awaits	OGN-09	PNC Vehicles	409.67	1,932.65	409.67	2,758.05	5,510.05	7	787.15	6	131.19	2.00	65.60	84
C16-Awaits	OGN-09	CAD Browse/MSS	213.47	423.04	213.47	851.85	1,701.83	3	567.28	1	567.28	1.00	567.28	3
		<i>Total</i>	<i>4,915.18</i>	<i>26,780.29</i>	<i>4,660.24</i>	<i>36,435.70</i>	<i>72,791.42</i>	<i>49.00</i>						<i>1,125</i>
Tr. Type: SC17-C - SCD11 (10) Training														
C1-	INV-07	SCD11(10) L1	0.00	58,790.06	0.00	6,813.77	65,603.83	3	21,867.94	24	911.16	12.00	75.93	864
C10-	INV-07	SCD11(10) L2	0.00	12,422.44	0.00	1,439.76	13,862.20	3	4,620.73	24	192.53	5.00	38.51	360
		<i>Total</i>	<i>0.00</i>	<i>71,212.50</i>	<i>0.00</i>	<i>8,253.53</i>	<i>79,466.03</i>	<i>6.00</i>						<i>1,224</i>
Tr. Type: SC19-C - SCD11(9) Training														
C1-	INV-08	Advanced Source Handler	7,310.19	21,708.02	3,838.34	18,494.95	51,351.49	6	8,558.58	18	475.48	10.00	47.55	1,080
		<i>Total</i>	<i>7,310.19</i>	<i>21,708.02</i>	<i>3,838.34</i>	<i>18,494.95</i>	<i>51,351.49</i>	<i>6.00</i>						<i>1,080</i>

SCD ACTP 2006/7														
Local Code	HO Code	Courses	Preparation	Delivery	Closure	Support	Total	Courses Planned	Cost of Course	No Students	Cost per student per Course	Duration	cost per Student Day	Annual student days
Tr. Type: SC20-C - SCD20 Crime Academy Training														
C1-GP169	INV-99	Achieving Best Evidence-Adv	10,409.28	57,270.84	1,487.04	20,541.99	89,709.15	6	14,951.53	6	2,491.92	6.00	415.32	216
C10-GP155	INV-99	ABE Foundation	14,126.88	139,740.25	4,708.96	45,893.16	204,469.25	19	10,761.54	8	1,345.19	6.00	224.20	912
C11-CC033	INV-99	Advanced CID Course	10,662.12	219,747.33	5,331.06	63,373.42	299,113.93	9	33,234.88	15	2,215.66	15.00	147.71	2,025
C12-CS138	INV-01	Advanced Exhibit Officers	10,523.95	118,135.30	3,922.48	37,108.02	169,689.75	5	33,937.95	16	2,121.12	15.00	141.41	1,200
C13-TS094	MAN-99	Briefing Officers Course	10,296.00	83,725.40	10,296.00	25,574.13	129,891.53	22	5,904.16	20	295.21	5.00	59.04	2,200
C14-CS156	INV-99	Community Safety Unit Course	9,913.60	49,613.80	5,418.04	18,719.32	83,664.76	10	8,366.48	16	522.90	5.00	104.58	800
C15-CC030	INV-99	Detective Foundation Course	19,827.20	121,052.30	4,956.80	35,393.92	181,230.22	10	18,123.02	32	566.34	10.00	56.63	3,200
C16-Awaits	INV-99	Disclosure Course	17,844.48	64,719.00	10,469.73	25,144.64	118,177.85	36	3,282.72	32	102.58	1.00	102.58	1,152
C17-Awaits	INV-99	Disclosure - Advanced Course	5,948.16	21,573.00	3,489.91	8,381.55	39,392.62	12	3,282.72	32	102.58	1.00	102.58	384
C18-Awaits	INV-01	Exhibit Officers Course	18,943.11	141,761.25	7,060.46	47,181.65	214,946.47	9	23,882.94	16	1,492.68	10.00	149.27	1,440
C19-CS131	INV-09	Family Liaison Officers	18,720.00	179,965.80	10,282.48	55,635.48	264,603.76	20	13,230.19	16	826.89	6.00	137.81	1,920
C2-CS159	INV-99	Financial Investigation Confis	4,368.84	21,553.56	3,065.91	7,312.52	36,300.83	6	6,050.14	18	336.12	5.00	67.22	540
C20-CS158	INV-99	Financial Investigation	8,737.68	43,106.88	6,131.83	14,624.97	72,601.36	12	6,050.11	18	336.12	5.00	67.22	1,080
C21-CS181	INV-99	Fingerprint Expert Consolidati	2,153.28	27,193.92	2,153.28	8,946.75	40,447.23	6	6,741.21	8	842.65	5.00	168.53	240
C22-CS182	INV-99	Fingerprint Expert Examination	538.32	10,905.33	538.32	3,320.29	15,302.26	3	5,100.75	8	637.59	5.00	127.52	120
C23-GC006	INV-99	Fingerprint Expert Foundation	3,588.80	45,323.22	717.76	14,032.71	63,662.49	2	31,831.25	8	3,978.91	25.00	159.16	400
C24-CS164	INV-99	Fingerprint Expert Obtaining F	538.32	10,905.33	538.32	3,320.29	15,302.26	3	5,100.75	8	637.59	5.00	127.52	120
C25-CS142	INV-99	Forensic Practitioner Foundati	7,562.40	55,915.84	392.70	18,159.71	82,030.65	2	41,015.33	8	5,126.92	30.00	170.90	480
C26-CS186	INV-99	Forensic Practitioner Robbery	24,577.80	94,272.10	2,332.72	34,681.56	155,864.18	13	11,989.55	8	1,498.69	8.00	187.34	832
C27-CS185	INV-99	Forensic Practitioner Sexual O	24,577.80	102,722.10	4,665.44	37,981.07	169,946.41	13	13,072.80	8	1,634.10	8.00	204.26	832
C28-CS210	INV-99	Fraud Investigation Foundation	2,340.00	26,439.65	1,384.93	7,210.87	37,375.45	5	7,475.09	14	533.94	10.00	53.39	700
C29-LG014	INV-99	Gatekeeper Intelligence Course	8,590.08	14,885.82	3,250.82	6,793.57	33,520.29	6	5,586.72	16	349.17	5.00	69.83	480
C3-CS170	INV-02	HOLMES 2 CID Users Course	5,739.30	180,168.30	1,913.10	52,280.13	240,100.83	10	24,010.08	12	2,000.84	15.00	133.39	1,800
C30-CS126	INV-99	HOLMES 2 Disclosure Officers	1,404.00	12,630.12	365.04	3,990.69	18,389.85	12	1,532.49	12	127.71	1.00	127.71	144
C31-CS122	INV-99	HOLMES 2 Exhibits Officers	1,147.86	12,117.84	275.49	3,728.15	17,269.34	12	1,439.11	12	119.93	1.00	119.93	144
C32-CS127	INV-99	HOLMES 2 Indexer Course	594.48	48,044.90	382.62	13,615.94	62,637.94	2	31,318.97	12	2,609.91	20.00	130.50	480
C33-CS119	INV-99	HOLMES 2 Office Managers	573.93	9,918.42	573.93	3,074.69	14,140.97	6	2,356.83	6	392.80	3.00	130.93	108
C34-CS123	MAN-99	HOLMES 2 Senior Investigating	573.93	17,284.92	573.93	5,017.27	23,450.05	6	3,908.34	12	325.70	3.00	108.57	216
C35-CS120	INV-99	HOLMES 2 View Only Course	1,188.96	115,307.20	3,060.96	33,260.98	152,818.10	32	4,775.57	12	397.96	3.00	132.65	1,152
C36-CS214	INV-99	i2 Analyst Notebook 6 (Advance	568.35	13,897.23	1,136.70	4,428.10	20,030.38	3	6,676.79	8	834.60	5.00	166.92	120
C37-	INV-99	Communications Data Analysis	1,894.50	36,851.70	3,789.00	11,861.78	54,396.98	10	5,439.70	8	679.96	5.00	135.99	400
C38-Awaits	INV-05	ICIDP	25,775.36	305,799.91	6,443.84	73,429.90	411,449.01	13	31,649.92	32	989.06	25.00	39.56	10,400
C39-CC031	MAN-99	Initial Management of Serious	18,840.96	433,633.86	5,813.20	122,709.79	580,997.81	18	32,277.66	15	2,151.84	15.00	143.46	4,050
C4-CS171	MAN-99	Intelligence Managers Course	1,308.40	18,491.56	1,539.02	5,375.73	26,714.71	5	5,342.94	16	333.93	5.00	66.79	400
C40-CS188	INV-99	Investigative Interviewing Cou	14,870.40	242,795.80	5,816.52	77,856.11	341,338.83	20	17,066.94	12	1,422.25	4.00	355.56	960
C41-Awaits	INV-99	Investigative Interviewing Cou	38,663.04	156,533.82	1,606.08	57,105.90	253,908.84	6	42,318.14	12	3,526.51	15.00	235.10	1,080
C42-CS103	MAN-99	Management of Serious Crime	24,111.90	58,674.78	4,822.38	25,834.69	113,443.75	3	8,222.38	15	2,520.97	5.00	504.19	225
C43-CS211	INV-99	MapInfo Introductory Course	947.25	13,897.20	1,894.50	4,775.93	21,514.88	5	4,302.98	8	537.87	3.00	179.29	120
C44-CS183	INV-99	Money Laundering Course	4,368.84	21,553.56	3,065.91	7,312.52	36,300.83	6	6,050.14	18	336.12	5.00	67.22	540
C45-CS172	INV-99	National Intelligence Analysis	5,532.22	125,727.21	2,975.17	37,440.69	171,675.29	7	24,525.04	12	2,043.75	15.00	136.25	1,260
C46-CS112	MAN-99	National Senior Investigating	24,111.90	133,658.97	4,822.38	47,416.69	210,009.94	3	70,003.31	12	5,833.61	15.00	388.91	540
C47-CS193	INV-99	Photography-CrimeScene	5,709.69	85,718.15	3,310.09	27,051.08	121,789.01	7	17,398.43	8	2,174.80	12.00	181.23	672
C48-CS134	INV-99	Photography-Crime Scene	1,714.00	9,248.90	1,714.00	3,706.03	16,382.93	5	3,276.59	4	819.15	3.00	273.05	60
C49-CS202	INV-99	Pre-req Course (Financial	936.00	3,592.24	510.99	1,282.35	6,321.58	1	6,321.58	18	351.20	5.00	70.24	90
C5-CS179	INV-99	Public Protection Units Course	8,373.76	31,839.44	4,186.88	11,001.46	55,401.54	8	6,925.19	14	494.66	8.00	61.83	896
C51-LG016	MAN-99	RIPA for Authorising Officers	2,574.00	5,153.61	2,574.00	2,644.53	12,946.14	11	1,176.92	16	73.56	1.00	73.56	176
C52-CS192	INV-99	Sexual Offences Investigative	14,040.00	111,744.90	5,292.76	34,916.76	165,994.42	10	16,599.44	12	1,383.29	15.00	92.22	1,800

SCD ACTP 2006/7															
Local Code	HO Code	Courses	Preparation	Delivery	Closure	Support	Total	Courses Planned	Cost of Course	No Students	Cost per student per Course	Duration	cost per Student Day	Annual student days	
C53-CS238	MAN-99	Strategic Planning	5,683.50	11,046.24	2,273.40	4,776.35	23,779.49	6	3,963.25	12	330.27	5.00	66.05	360	
C54-Awaits	INV-99	Bronze Intelligence	4,962.43	10,116.04	4,030.55	5,339.60	24,448.62	11	2,222.60	16	138.91	1.00	138.91	176	
C55-Awaits	INV-99	Community Safety Unit Course	4,956.80	53,434.85	2,709.02	17,542.80	78,643.47	5	15,728.69	8	1,966.09	5.00	393.22	200	
C56-Awaits	INV-99	Field Intelligence Operatives	13,702.60	118,232.10	7,312.54	39,147.66	178,394.90	10	17,839.49	12	1,486.62	10.00	148.66	1,200	
C57-CB037	INV-99	IDENT1/NAFIS (Fingerprints)	179.44	4,362.20	179.44	1,306.17	6,027.25	2	3,013.63	8	376.70	3.00	125.57	48	
C58-Awaits	INV-99	Mapinfo Intermediate	1,515.60	22,235.60	3,031.20	7,641.51	34,423.91	8	4,302.99	8	537.87	3.00	179.29	192	
C59-GC008	INV-99	Preparing and Presenting Evide	179.44	7,270.26	179.44	2,103.71	9,732.85	2	4,866.43	8	608.30	5.00	121.66	80	
C6-Awaits	INV-99	Risk Matrix 2000	1,046.72	2,410.32	1,046.72	1,095.42	5,599.18	4	1,399.80	14	99.99	1.00	99.99	56	
C60-Awaits	MAN-99	Senior Management Team SMT	4,657.95	7,076.52	5,165.31	4,695.31	21,595.09	11	1,963.19	15	130.88	1.00	130.88	165	
C61-Awaits	AOP-99	Statistics	4,167.90	30,573.84	2,083.95	10,507.04	47,332.73	11	4,302.98	8	537.87	3.00	179.29	264	
C62-Awaits	AOP-99	Thinking Skills	4,546.80	8,836.92	2,273.40	3,960.22	19,617.34	12	1,634.78	12	136.23	2.00	68.12	288	
		<i>Total</i>	<i>485,950.31</i>	<i>4,130,407.45</i>	<i>191,338.45</i>	<i>1,308,565.27</i>	<i>6,116,261.48</i>	<i>532.00</i>						<i>5,005</i>	
			<i>639,848.96</i>	<i>5,486,567.74</i>	<i>346,253.93</i>	<i>2,174,230.36</i>	<i>8,646,900.98</i>	<i>2,001</i>						<i>76,935</i>	
					Sustaining Overheads		1,448,797.19								
		Cost of Planned SCD Training						10,095,698.17							

Not Protectively Marked

Percentage of Total Student Training Days Predicted for 2006/7 By Home Office Code Groups for The Specialist Crime Directorate



SCD Student Training Days

SO ACTP 2006/7														
Local Code	HO Code	Courses	Preparation	Delivery	Closure	Support	Total	Courses Planned	Cost of Course	No Students	Cost per student per Course	Duration	cost per Student Day	Annual student days
Tr. Type: ID91-C - SO18 Aviation Security - Heathrow Training														
C1-GP122	HST-01	ELS	432.28	6,168.36	432.28	2,911.63	9,944.55	24	414.36	12	34.53	1.00	34.53	288
C10-GN153	POR-02	SDT	172,738.61	30,432.64	1,925.11	84,909.89	290,006.25	96	3,020.90	12	251.74	1.00	251.74	1152
C11-GN135	HST-04	OST	4,098.30	17,731.02	1,648.50	9,719.81	33,197.62	48	691.62	16	43.23	1.00	43.23	768
C12-MPS GN	AOP-99	Induction course	706.10	13,091.51	412.12	5,882.83	20,092.56	12	1,674.38	14	119.60	5.00	23.92	840
C13-MPS GN	AOP-99	Induction course	682.10	947.32	171.72	745.67	2,546.80	5	509.36	3	169.79	0.50	339.57	7.5
C14-GN140	HST-99	Defibrillator refreshers	110.24	2,851.10	110.24	1,271.63	4,343.21	9	482.58	6	80.43	0.50	160.86	27
C15-GN116	HST-99	Supervising safely	80.21	723.61	80.21	365.99	1,250.02	4	312.51	6	52.08	1.00	52.08	24
C16-GN139	HST-99	Defibrillator Initial	100.27	1,087.53	100.27	533.26	1,821.32	5	364.26	6	60.71	0.50	121.42	15
C17-Awaiti	MAN-99	Rec 61 for supervisors	274.75	1,437.22	274.75	822.50	2,809.22	8	351.15	10	35.12	0.50	70.23	40
C18-Awaiti	OTH-01	Diversity phase 2	824.25	4,899.60	824.25	2,710.91	9,259.01	24	385.79	10	38.58	1.00	38.58	240
		Total	180,047.11	79,369.91	5,979.45	109,874.12	375,270.56	235						3401.5
Tr. Type: SO12-C - SO12 Special Branch Training														
C1-CR051	OGN-99	NTE	4,059.09	25,884.00	4,059.09	69,092.80	103,094.98	10	10,309.50	15	687.30	5.00	137.46	750
C10-CR052	OGN-99	NPC	5,083.08	29,653.14	2,843.38	75,831.98	113,411.58	11	10,310.14	18	572.79	5.00	114.56	990
C11-CR053	AOP-99	London Programme	1,917.12	4,537.34	479.28	12,406.41	19,340.15	4	4,835.04	12	402.92	2.00	201.46	96
C12-GP122	HST-01	ELS	816.44	6,280.32	1,280.13	17,224.56	25,601.45	24	1,066.73	12	88.89	1.00	88.89	288
C13-GN135	HST-04	OST	1,549.89	12,915.76	1,549.89	32,931.15	48,946.69	104	470.64	12	39.22	1.00	39.22	1248
C14-GN136	HST-04	OST	1,808.21	12,915.76	1,549.89	33,462.31	49,736.17	104	478.23	12	39.85	1.00	39.85	1248
C15-cro56	INV-99	OP Course	351.00	3,184.38	182.52	7,644.75	11,362.65	6	1,893.78	15	126.25	1.00	126.25	90
C16-GP052	AOP-99	Presentation Skills	765.24	9,182.88	540.60	21,566.91	32,055.63	8	4,006.95	10	400.70	3.00	133.57	240
C17-GN739	HST-99	Defibrillator	204.11	785.04	204.11	2,453.58	3,646.84	6	607.81	10	60.78	0.50	121.56	30
		Total	16,554.18	105,338.62	12,688.89	272,614.45	407,196.14	277						4980

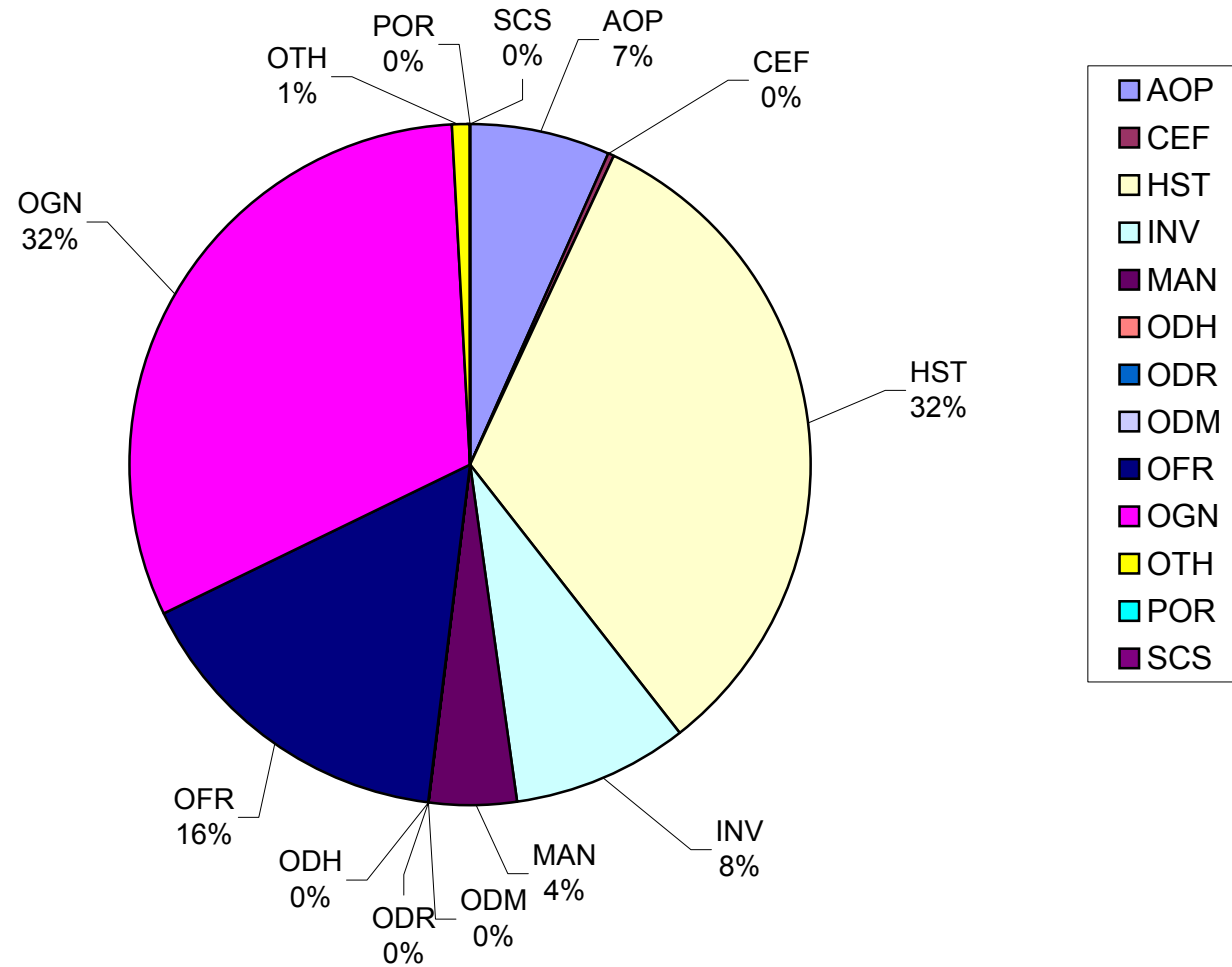
SO ACTP 2006/7														
Local Code	HO Code	Courses	Preparation	Delivery	Closure	Support	Total	Courses Planned	Cost of Course	No Students	Cost per student per Course	Duration	cost per Student Day	Annual student days
Tr. Type: SO13-C - SO13 Anti Terrorist Branch (Exhibits) Training														
C1-	MAN-99	Bomb scene management	10,954.16	41,889.48	523.36	7,819.10	61,186.10	4	15,296.53	20	764.83	10.00	76.48	800
C10-	OGN-99	EOD Relicensing	1,404.00	12,187.74	0.00	2,000.44	15,592.18	6	2,598.70	100	25.99	5.00	5.20	3000
C11-	INV-99	ATB Satellite Course	2,478.40	11,420.94	130.84	1,982.31	16,012.49	1	16,012.49	18	889.58	15.00	59.31	270
C12-	INV-99	CBRN Crime Scene Tech-W.Gun	0.00	9,241.05	0.00	1,377.84	10,618.89	5	2,123.78	20	106.19	5.00	21.24	500
C13-	MAN-99	Terrorist Investigators' SIO C	0.00	17,168.04	0.00	2,507.57	19,675.61	1	19,675.61	15	1,311.71	6.00	218.62	90
		Total	14,836.56	91,907.25	654.20	15,687.26	123,085.27	17						4660
Tr. Type: SO14-C - SO14 Royalty Protection Training														
C1-HR3(13)	MAN-99	Balmoral Training-Supervisors	2,055.51	1,749.28	437.32	2,039.61	6,281.72	2	3,140.86	12	261.74	1.00	261.74	24
C10-HR3(13)	OGN-99	Balmoral Training-Controllers	2,565.89	1,749.28	437.32	2,285.00	7,037.49	2	3,518.75	12	293.23	1.00	293.23	24
C11-GN140	HST-99	De-Fib/O2 Therapy PPO Requal	510.38	1,020.75	510.38	981.55	3,023.05	10	302.31	4	75.58	0.25	302.31	10
C12-GN139	HST-99	De-Fib/O2 Therapy RPO	204.15	1,633.20	204.15	981.55	3,023.05	4	755.76	6	125.96	1.00	125.96	24
C13-GN140	HST-99	Defib/O2 Therapy RPO Requal	510.38	1,020.75	510.38	981.55	3,023.05	10	302.31	4	75.58	0.25	302.31	10
C14-GN135	HST-04	OST 1	918.68	7,349.40	918.68	4,416.99	13,603.74	18	755.76	18	41.99	1.00	41.99	324
C15-GN136	HST-04	OST 2	918.68	7,349.40	918.68	4,416.99	13,603.74	18	755.76	18	41.99	1.00	41.99	324
C16-MPS GP	HST-01	ELS	475.15	3,614.64	475.15	2,194.82	6,759.75	10	675.98	8	84.50	1.00	84.50	80
C17-GN157	HST-04	OST Police Staff	510.38	3,062.25	510.38	1,963.11	6,046.11	10	604.61	6	100.77	0.50	201.54	30
C18-CS074	INV-99	Camera Competency	473.85	3,936.89	243.48	2,237.75	6,891.97	5	1,378.39	10	137.84	2.00	68.92	100
C19-	OGN-99	Royal Household summer	670.49	335.25	85.12	524.49	1,615.35	1	1,615.35	200	8.08	0.50	16.15	100
C2-	AOP-99	Royal Household Induction secu	670.49	335.25	85.12	524.49	1,615.35	1	1,615.35	40	40.38	0.50	80.77	20
C20-GN116	HST-99	Supervising safely	121.25	466.34	55.96	309.42	952.97	2	476.49	10	47.65	1.00	47.65	20
C21-	AOP-99	Police Induction Course	612.45	19,598.40	318.47	9,870.50	30,399.82	12	2,533.32	4	633.33	5.00	126.67	240
C22-	OGN-99	Royal Household Training Mews	335.25	670.49	170.24	565.41	1,741.39	2	870.70	12	72.56	0.50	145.12	12
C23-	OGN-99	SO14 Rooftop Course	612.45	4,899.60	310.31	2,799.39	8,621.75	4	2,155.44	9	239.49	2.00	119.75	72
C24-HR3(13)	HST-99	FAAW	102.08	4,083.00	102.08	2,061.26	6,348.41	2	3,174.21	10	317.42	5.00	63.48	100
C25-GB017	HST-99	FAAW Requal	102.07	2,449.80	53.08	1,252.46	3,857.41	2	1,928.71	10	192.87	3.00	64.29	60
C26-GN151	OGN-99	Cycle 1	922.76	2,449.80	310.31	1,770.72	5,453.59	4	1,363.40	8	170.42	1.00	170.42	32
C27-GN152	OGN-99	Cycle 2	461.38	2,449.80	155.15	1,474.29	4,540.62	2	2,270.31	8	283.79	2.00	141.89	32
C28-GN153	OGN-99	SO14 Corridor Officers Course	692.07	1,224.90	232.73	1,033.58	3,183.28	3	1,061.09	6	176.85	2.00	88.42	36
C29-GN115	HST-99	Policing Safely	255.19	2,041.50	132.70	1,168.05	3,597.44	5	719.49	8	89.94	1.00	89.94	40
		Total	14,700.98	73,489.97	7,177.19	45,852.98	141,221.05	129						1714

SO ACTP 2006/7														
Local Code	HO Code	Courses	Preparation	Delivery	Closure	Support	Total	Courses Planned	Cost of Course	No Students	Cost per student per Course	Duration	cost per Student Day	Annual student days
Tr. Type: SO15-C - SO13 Anti Terrorist Branch (Search) Training														
C11-SO13-C	INV-99	Police Search Team	7,211.38	62,626.86	3,617.24	7,127.01	80,582.50	7	11,511.79	24	479.66	5.00	95.93	840
C12-SO13-C	INV-99	Search Officer Re-Licensing	25,987.80	39,295.00	5,167.49	6,911.17	77,361.46	10	7,736.15	40	193.40	2.00	96.70	800
C13-SO13-C	OFR-05	National VIP Close Protection	1,633.20	4,753.00	816.60	706.59	7,909.39	4	1,977.35	10	197.73	2.00	98.87	80
C14-N/A	OGN-99	Venue search presentation	2,041.50	5,213.95	1,020.75	811.90	9,088.10	10	908.81	10	90.88	1.00	90.88	100
C15-SO13 -	OGN-99	Rapiscan X-ray Analyst	2,041.50	8,955.63	1,020.75	1,178.95	13,196.83	5	2,639.37	8	329.92	3.00	109.97	120
C16-SO13-C	OGN-99	Rapiscan X-Ray Analyst Re-Lice	1,262.49	15,326.15	1,262.49	1,751.20	19,602.33	50	392.05	4	98.01	0.50	196.02	100
C17-SO13 -	INV-99	Explosive Particle Detection A	433.36	2,566.80	216.68	315.57	3,532.41	4	883.10	4	220.78	2.00	110.39	32
C18-SO13-C	MAN-99	Search Managers Course	187.88	1,685.40	468.89	229.77	2,571.94	2	1,285.97	12	107.16	1.00	107.16	24
C2-SO13-CR	AOP-99	Police & Police Staff	2,858.10	8,295.21	1,429.05	1,234.33	13,816.69	14	986.91	8	123.36	1.00	123.36	112
C20-SO13-C	OGN-99	New Scotland Yard Security Sta	1,633.20	6,579.60	408.30	845.73	9,466.83	4	2,366.71	8	295.84	2.00	147.92	64
C21-	AOP-99	Foreign & Commonwealth Office	102.07	1,210.83	51.04	133.80	1,497.74	1	1,497.74	12	124.81	2.00	62.41	24
C22-SO13-C	OGN-99	Aircraft Protection Officers	612.45	4,719.48	306.23	553.10	6,191.26	6	1,031.88	8	128.98	1.00	128.98	48
C23-	OGN-99	Wimbledon Tennis Security Staf	265.40	2,041.13	122.49	232.40	2,661.41	10	266.14	20	13.31	0.50	26.61	100
C24-	OGN-99	Other non-specific Search Aware	1,020.75	2,981.88	510.38	442.73	4,955.73	10	495.57	10	49.56	1.00	49.56	100
C25-	ODR-99	Off Road Driving Course (Argoc	680.64	4,870.16	680.64	607.38	6,838.82	8	854.85	4	213.71	1.00	213.71	32
		Total	47,971.72	171,121.08	17,099.02	23,081.63	259,273.44	145						2576
Tr. Type: SO16-C - SO16 Diplomatic Protection Group Training														
C1-MD042	AOP-99	Coaching Skills	1,047.08	4,775.42	169.08	2,632.70	8,624.29	4	2,156.07	12	179.67	2.00	89.84	96
C10-GP122	HST-01	ELS	2,041.50	9,566.00	1,551.54	5,782.08	18,941.12	40	473.53	12	39.46	1.00	39.46	480
C11-GP153	HST-99	Enhanced Ballistic 1st Aid	2,041.50	10,966.00	1,551.54	5,518.44	20,077.48	40	501.94	12	41.83	1.00	41.83	480
C12-FR029	OFR-99	Firearms Tactical Refresher	6,206.16	135,306.40	3,103.08	61,786.51	206,402.15	80	2,580.03	20	129.00	2.00	64.50	3200
C13-GD036	HST-99	First Aid at Work	816.60	18,832.00	310.31	8,769.95	28,728.86	8	3,591.11	12	299.26	5.00	59.85	480
C14-MD012	MAN-99	Selection Interviewers	687.20	3,907.38	216.04	2,113.79	6,924.41	3	2,308.14	12	192.34	2.00	96.17	72
C15-MD047	MAN-99	Supervisor Training	2,162.17	18,159.91	833.02	8,856.15	30,011.25	10	3,001.13	12	250.09	2.00	125.05	240
C16-EX046	MAN-03	Leadership	1,145.94	5,600.72	200.30	2,986.58	9,933.54	4	2,483.39	12	206.95	2.00	103.47	96
C17-LG007	OGN-99	Legislation Update	3,827.81	10,559.52	189.86	6,405.22	20,982.41	3	6,994.14	12	582.84	5.00	116.57	180
C18-MD041	AOP-99	Mentoring	1,047.08	4,770.30	169.08	2,630.45	8,616.92	4	2,154.23	12	179.52	2.00	89.76	96
C19-GN135	HST-04	OST	8,166.00	98,216.80	3,103.08	48,108.10	157,593.98	80	1,969.92	20	98.50	2.00	49.25	3200
C2-FT041	OFR-05	Residential Protection Officer	4,083.00	81,735.60	4,083.00	37,463.95	127,365.55	4	31,841.39	12	2,653.45	10.00	265.34	480
C20-CM029	AOP-99	Training & Presentation Skills	559.80	4,733.35	102.08	2,370.66	7,765.89	2	3,882.95	10	388.29	5.00	77.66	100
C21-GN126	INV-99	Observation Point	918.68	5,762.07	153.11	3,002.80	9,836.66	3	3,278.89	12	273.24	3.00	91.08	108
C22-	INV-99	Camera Competency	459.34	1,474.92	116.37	901.04	2,951.66	3	983.89	12	81.99	2.00	41.00	72
C23-GN124	OFR-05	Initial Overt Protection	1,122.82	60,747.11	561.41	26,368.99	88,800.34	11	8,072.76	15	538.18	7.00	76.88	1155
C24-GN127	OGN-99	Tactical Advisors	1,224.90	13,559.80	408.30	6,675.80	21,868.80	4	5,467.20	12	455.60	5.00	91.12	240
C25-GC062	OGN-99	Security Officer Foundation	765.56	18,723.48	306.23	8,698.04	28,493.31	3	9,497.77	12	791.48	15.00	52.77	540
C26-GN153	OGN-99	Training Days	3,103.08	33,333.60	3,103.08	17,373.77	56,913.53	80	711.42	20	35.57	1.00	35.57	1600
C27-	HST-99	First Aid at Work Requal	306.23	13,299.00	306.23	6,112.69	20,024.14	6	3,337.36	12	278.11	3.00	92.70	216
C28-	HST-99	Extended Skills First Aid	1,531.13	12,374.10	1,163.66	6,621.27	21,690.15	30	723.01	12	60.25	1.00	60.25	360
C29-GN046	HST-99	Personal Safety (SGB)	159.24	2,524.80	159.24	1,249.33	4,092.60	6	682.10	12	56.84	1.00	56.84	72
C3-	OFR-99	Firearms Development	122.49	31,237.00	122.49	13,833.18	45,315.16	20	2,265.76	16	141.61	1.00	141.61	320
		Total	43,545.31	600,165.28	21,982.13	286,261.49	951,954.20	448						13883

SO ACTP 2006/7														
Local Code	HO Code	Courses	Preparation	Delivery	Closure	Support	Total	Courses Planned	Cost of Course	No Students	Cost per student per Course	Duration	cost per Student Day	Annual student days
Tr. Type: SO17-C - SO17 Palace of Westminster Training														
C1-	AOP-99	PC Induction	703.84	548.32	612.45	697.36	2,561.97	3	853.99	10	85.40	4.00	21.35	120
C10-	OGN-99	PC Topography	650.04	19,775.34	650.04	7,882.21	28,957.63	3	9,652.54	10	965.25	21.00	45.96	630
C11-	AOP-99	SO Induction	1,304.00	4,874.00	1,304.00	2,798.27	10,280.27	4	2,570.07	6	428.34	10.00	42.83	240
C12-	OGN-99	SO Topography	255.14	15,308.40	255.14	5,916.19	21,734.87	4	5,433.72	6	905.62	30.00	30.19	720
C13-GP122	HST-01	ELS	932.20	3,728.80	2,338.94	2,617.98	9,617.92	8	1,202.24	10	120.22	1.00	120.22	80
C14-GN135	HST-04	PC OST	1,733.44	34,668.80	2,745.50	14,641.25	53,788.99	20	2,689.45	10	268.94	2.00	134.47	400
C15-	HST-04	SO OST Initial	216.68	1,040.06	322.84	590.76	2,170.34	4	542.59	6	90.43	0.50	180.86	12
C16-	HST-04	SO OST Refresher	238.35	23,834.80	2,787.05	10,045.71	36,905.91	55	671.02	6	111.84	0.50	223.67	165
C17-GB072	HST-03	Manual Handling	216.68	866.72	322.84	525.93	1,932.17	4	483.04	6	80.51	0.50	161.01	12
C18-GN115	HST-99	Policing Safely	127.57	510.28	233.73	325.97	1,197.55	4	299.39	6	49.90	1.00	49.90	24
C19-GN116	HST-99	Supervising Safely	63.79	255.14	165.87	181.31	666.10	2	333.05	10	33.31	1.00	33.31	20
C2-SO17 -	HST-99	Fire - Initial	238.21	686.10	338.24	472.20	1,734.76	7	247.82	10	24.78	0.50	49.56	35
C20-SO17 -	HST-99	Fire Refresher	768.03	3,485.36	1,482.56	2,145.24	7,881.18	50	157.62	10	15.76	0.13	121.25	65
C21-	OGN-99	Critical Incidents	612.45	2,551.88	612.45	1,412.52	5,189.30	50	103.79	10	10.38	0.25	41.51	125
C22-	OGN-99	Living with Bombs	612.45	1,326.98	612.45	954.40	3,506.28	50	70.13	10	7.01	0.25	28.05	125
C23-	OGN-08	CBRN	306.23	2,551.88	306.23	1,183.46	4,347.79	50	86.96	10	8.70	0.13	66.89	65
C24-	OGN-99	Contingency Plans	85.75	0.00	85.75	64.14	235.63	7	33.66	10	3.37	0.25	13.46	17.5
C25-	AOP-99	Customer Care	51.18	213.24	51.18	118.03	433.62	7	61.95	10	6.19	0.25	24.78	17.5
C26-	OFR-99	Firearm Safety 1	51.18	399.02	51.18	187.51	688.88	7	98.41	10	9.84	0.25	39.36	17.5
C27-	OFR-99	Firearm Safety 2	612.45	2,551.88	612.45	1,412.52	5,189.30	50	103.79	10	10.38	0.13	79.84	65
C28-	OGN-99	Searching 1	111.33	570.50	111.33	296.64	1,089.80	7	155.69	10	15.57	0.25	62.27	17.5
C29-	OGN-99	Searching 2	477.14	913.88	477.14	698.69	2,566.84	30	85.56	10	8.56	0.25	34.22	75
C3-	AOP-99	AWARE	127.57	1,837.16	127.57	782.52	2,874.82	4	718.71	6	119.78	1.00	119.78	24
C30-	OGN-99	PNC on AWARE	24.50	0.00	12.25	13.74	50.49	2	25.25	2	12.62	1.00	12.62	4
C31-	OGN-99	MSS	0.00	0.00	0.00	0.00	0.00	5	0.00	5	0.00	2.00	0.00	50
C32-	CEF-01	CAD	0.00	0.00	0.00	0.00	0.00	5	0.00	5	0.00	2.00	0.00	50
C33-	OTH-01	RRAA	29.24	121.85	29.24	67.45	247.79	4	61.95	6	10.32	0.25	41.30	6
C34-	OTH-01	DDA	14.62	121.85	14.62	56.51	207.60	4	51.90	6	8.65	0.25	34.60	6
C35-	OGN-99	Xray and Search 1	429.39	5,663.00	441.84	2,443.80	8,978.03	4	2,244.51	6	374.08	5.00	74.82	120
C36-	OGN-99	Xray and Search 2	665.86	9,630.63	665.86	4,099.92	15,062.27	25	602.49	6	100.42	1.00	100.42	150
C37-Not ye	OGN-99	Airwave	39.12	652.00	39.12	273.11	1,003.35	4	250.84	3	83.61	0.50	167.23	6
C38-	AOP-99	IT (Word, Excel etc)	122.49	1,089.36	122.49	499.04	1,833.38	10	183.34	1	183.34	0.50	366.68	5
C39-	OGN-99	Polva & Bombs	112.67	1,733.44	104.01	729.34	2,679.46	4	669.87	6	111.64	1.00	111.64	24
C4-	OGN-99	Polva & Bombs	214.51	650.04	214.51	403.57	1,482.64	3	494.21	10	49.42	0.50	98.84	15
C40-	OGN-99	Corus Barriers	104.01	325.02	104.01	199.35	732.38	6	122.06	3	40.69	0.25	162.75	4.5
C41-	OGN-99	Vehicle Search	66.34	1,020.56	66.34	431.31	1,584.54	4	396.14	6	66.02	1.00	66.02	24
		Total	12,318	143,506	18,421	65,168	239,414	510						3536.5

SO ACTP 2006/7														
Local Code	HO Code	Courses	Preparation	Delivery	Closure	Support	Total	Courses Planned	Cost of Course	No Students	Cost per student per Course	Duration	cost per Student Day	Annual student days
Tr. Type: SO19-C - SO13 Anti Terrorist Branch (SECCO) Training														
C1-CR074	OGN-99	SecCo Training Course	6,126.80	3,463.40	612.68	12,124.08	22,326.96	1	22,326.96	20	1,116.35	5.00	223.27	100
C10-N/A	OGN-99	SecCo Developmental training	3,063.40	2,450.72	612.68	7,280.48	13,407.28	4	3,351.82	20	167.59	2.00	83.80	160
		Total	9,190.20	5,914.12	1,225.36	19,404.56	35,734.24	5						260
		Total SO Costs	339,164.51	1,270,812.52	85,227.46	837,944.44	2,533,148.75	1766						35,011
						Sustaining Overheads	597,950.69							
						Cost of Planned SO Training	3,131,099.44							

Percentage of Total Student Training Days Predicted for 2006/7 By Home Office Code Groups for Specialist Operations



APPENDIX 3

Overall Cost of Training

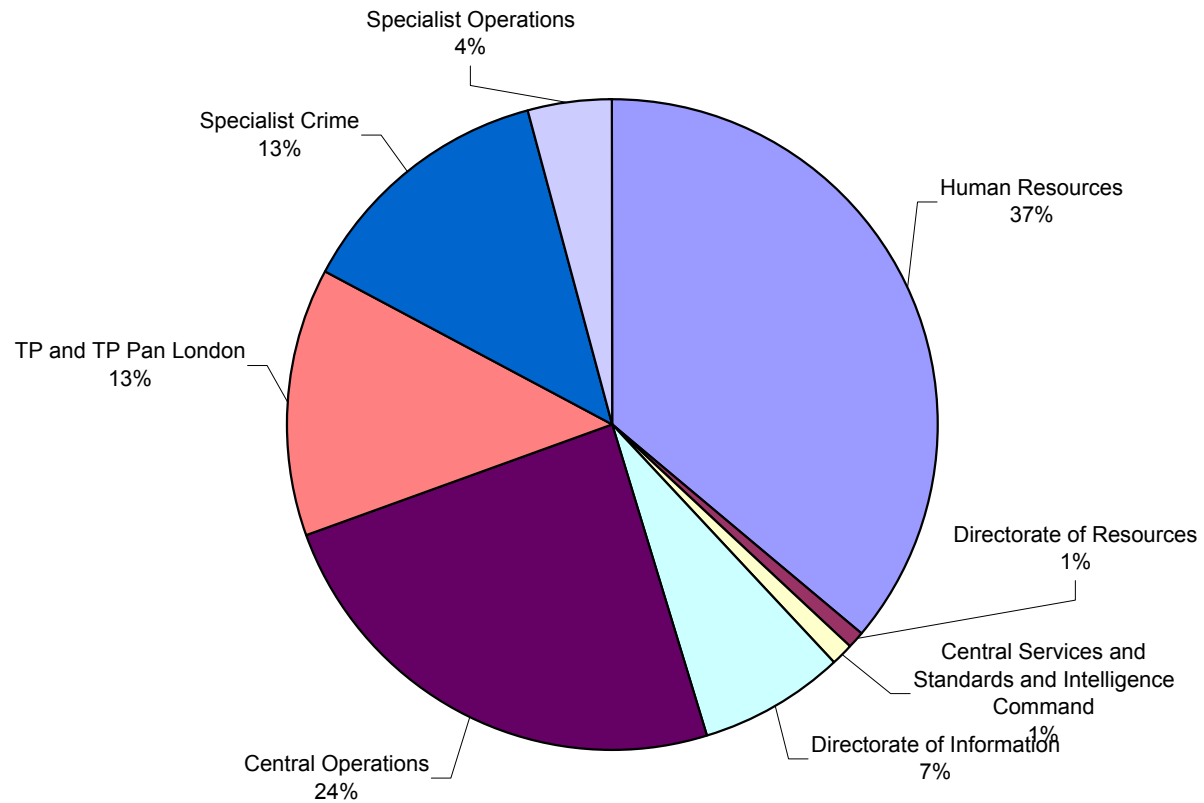
Contents		
Format	Title	Number of Pages
Table and Pie Chart	MPS Predicted Cost of Training 2006-7	2
Table and Pie Charts	MPS Training Days by Home Office Groups	3

Appendix 3

Total Cost of MPS Training Planned for 2006-07

Business Group	Predicted Training Cost 2006/7	% of TOTAL PREDICTED COST
Human Resources	27,812,748.96	35.99%
Directorate of Resources	656,208.44	0.85%
Central Services and Standards and Intelligence Command	927,038.40	1.20%
Directorate of Information	5,492,902.13	7.11%
Central Operations	18,812,468.60	24.34%
TP and TP Pan London	10,350,113.31	13.39%
Specialist Crime	10,095,698.17	13.06%
Specialist Operations	3,131,099.44	4.05%
Planned Training Delivery Cost	77,278,277.45	
Other Planned Training and Development Expenditure	4,813,171.33	
Overall Cost of Training	82,091,448.78	

Percentage of the Total Cost of MPS Training Planned for 2006/7 by Business Groups



Appendix 3

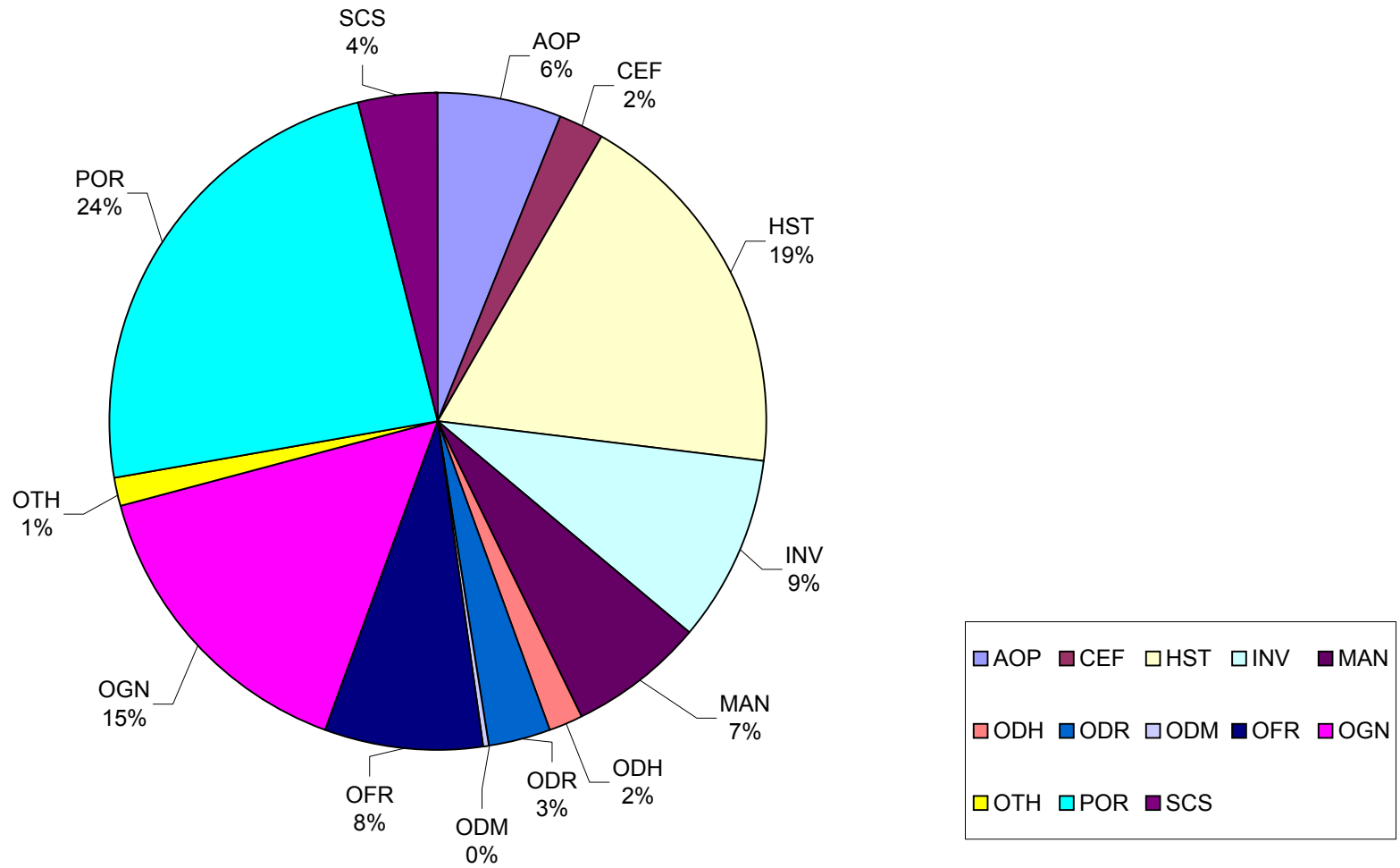
Total MPS Student Training days by Home Office course Category

Training Category	AOP	CEF	HST	INV	MAN	ODH	ODR	ODM	OFR	OGN	OTH	POR	SCS	TOTAL
Human Resources	4,081	480	12,737	2,425	21,722	0	22,848	3,145	0	1,256	3,600	176,706	56,058	305,058
Directorate of Resources	4,861	0	474	0	966	0	0	0	0	1,760	48	0	0	8,109
Central Services and Standards and Intelligence Command	849	0	1,738	668	291	0	0	0	0	0	1,920	0	2,400	7,866
Directorate of Information	23,890	17,073	411	5,576	8,425	0	0	0	0	9,650	1,440	4,000	800	71,265
Central Operations	4,072	0	33,076	908	6,750	11,737	654	0	53,772	41,158	62	2,506	1,709	156,404
TP and TP Pan London	3,028	151	75,693	4,220	3,576	0	925	0	0	52,586	1,642	1,356	6,602	149,779
Specialist Crime	4,301	0	8,839	53,488	8,352	0	0	0	0	1,725	230	0	0	76,935
Specialist Operations	2,278	50	11,059	2,812	1,386	0	32	0	5,318	10,673	252	0	0	33,859
MPS TOTAL	47,360	17,754	144,027	70,097	51,468	11,737	24,459	3,145	59,090	118,807	9,194	184,568	67,569	

Home Office Codes Key

AOP - ADMINISTRATIVE AND OTHER PROFESSIONAL TRAINING
 CEF - PUBLIC ACCESS TRAINING
 HST - HEALTH AND SAFETY
 INV - INVESTIGATIVE SKILLS TRAINING
 MAN - MANAGEMENT AND LEADERSHIP TRAINING
 ODH - OPERATIONAL DOGS AND HANDLER TRAINING
 ODR - OPERATIONAL DRIVER TRAINING
 ODM - OPERATIONAL MOTORCYCLE TRAINING
 OFR - OPERATIONAL FIREARM TRAINING
 OGN - GENERAL OPERATIONAL TRAINING
 OTH - OTHER TRAINING INC DIVERSITY
 POR - POLICE RECRUIT TRAINING
 SCS - OPERATIONAL SPECIAL CONSTABLES AND COMMUNITY SUPPORT OFFICERS

Percentage of Planned Student Training Days by Home Office Course Category for 2006/7



Percentage of Total Planned Training Within Each Business Group

