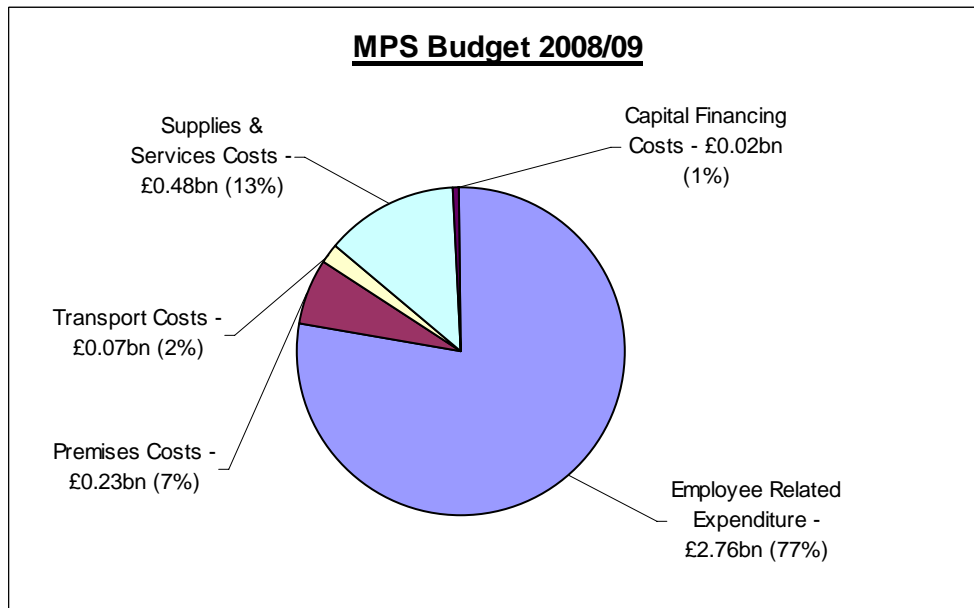
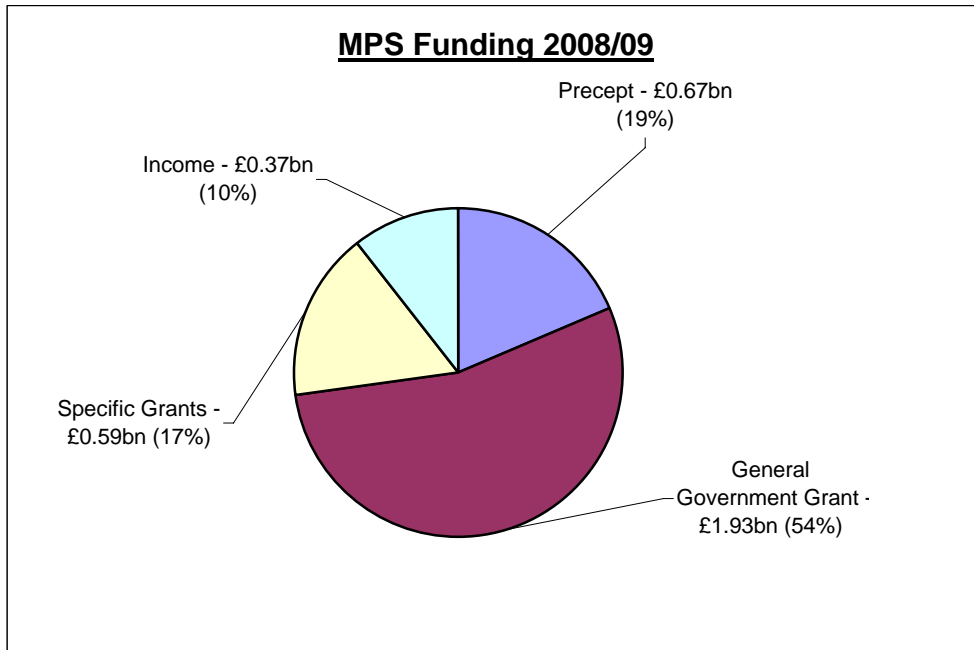


MPA/MPS Budget and Funding

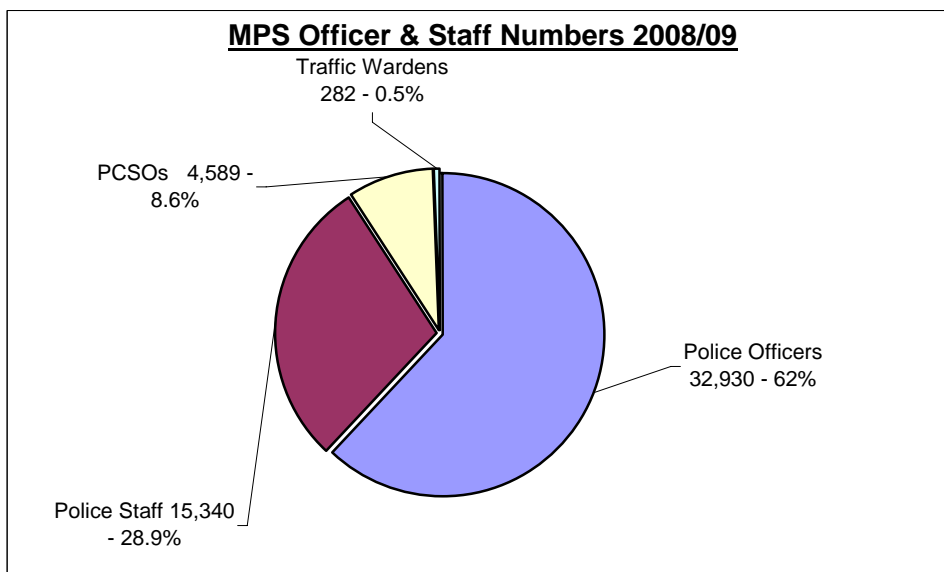
The MPS provides direct services to the public and has a gross expenditure of £3.56bn. The MPS functions are staff intensive with employee related costs, including discretionary pension costs accounting for 77% (£2.76bn) of the gross expenditure. Supplies and service costs account for 13% (£0.48bn), premises costs 7% (£0.23bn), transport costs 2% (£0.07bn) and capital financing costs 1% (£0.02bn).



The MPS's gross expenditure is funded from General Government Grant £1.93bn (54%), Precept £0.67bn (19%), Specific Grants £0.59bn (17%) and Other income £0.37bn (10%).



The MPS's total projected breakdown of Workforce is Police Officers 77% (32,930), Police Staff 28.9% (15,340), PCSO's 8.6% (4,589) and Traffic Wardens 0.5% (282). In addition to these members are 3,750 Special Constables, which provide valuable assistance to Policing but are shown separate to the budgeted numbers.



Intangible Fixed Assets – Software licences and agreements.

Land & Buildings – The Authority's property portfolio located throughout London's 32 boroughs includes 140 police stations, 931 residential properties and 935 operational buildings including Safer Neighbourhood bases, patrol bases, headquarter buildings and offices.

Vehicles, Plant & Equipment - The Authority operates 4,909 patrol and other vehicles, 28 boats including inflatables and dinghies, a radio network with 30,352 radios, 41,000 airwave radios and 3 helicopters.

Non-Operational Assets – Consists of assets under-construction, not yet in operational use.

Community Assets – Consist of pictures, furniture and museum pieces in long term storage.

As at 31 March 2007 MPA/MPS assets totalled £1,876.6m and are not expected to vary significantly at 31 March 2008.

