

Table 3 - Summary of Warrant performances

	Month	MPS	LCJB	Monthly Reduced Target	Change This Month	Warrants FYTD Target	No. of Warrants FYTD	Required To Meet Target
FTA Warrants Outstanding - Owned	Apr	✓	✓		-143	6,500	6,754	23
FTA Warrants Outstanding - Residing	Apr	✓	✓		-157	5,500	6,322	75

	Month	MPS	LCJB	Monthly Target	This Month	Rolling 3 Average Target	Rolling 3 Average	Required To Meet Target
Category A Warrants executed within 14 days - Owned	Mar		✓	70 %	54.9 %	70 %	60.3 %	70 %
Category A Warrants executed within 14 days - Residing	Mar		✓	70 %	55.9 %	70 %	60.6 %	70 %
Category B Warrants executed within 21 days - Owned	Mar		✓	60 %	57.6 %	60 %	60.1 %	60 %
Category B Warrants executed within 21 days - Residing	Mar		✓	60 %	59.2 %	60 %	61.3 %	60 %
Category C Warrants executed within 28 days - Owned	Mar		✓	50 %	45.8 %	50 %	48.1 %	50 %
Category C Warrants executed within 28 days - Residing	Mar		✓	50 %	46.6 %	50 %	49.0 %	50 %

Source – PIB CJ MMR

Table 6 - Indicates the latest official data available through the London Criminal Justice Board (LCJB) Performance Team.

Fail To Appear Warrants

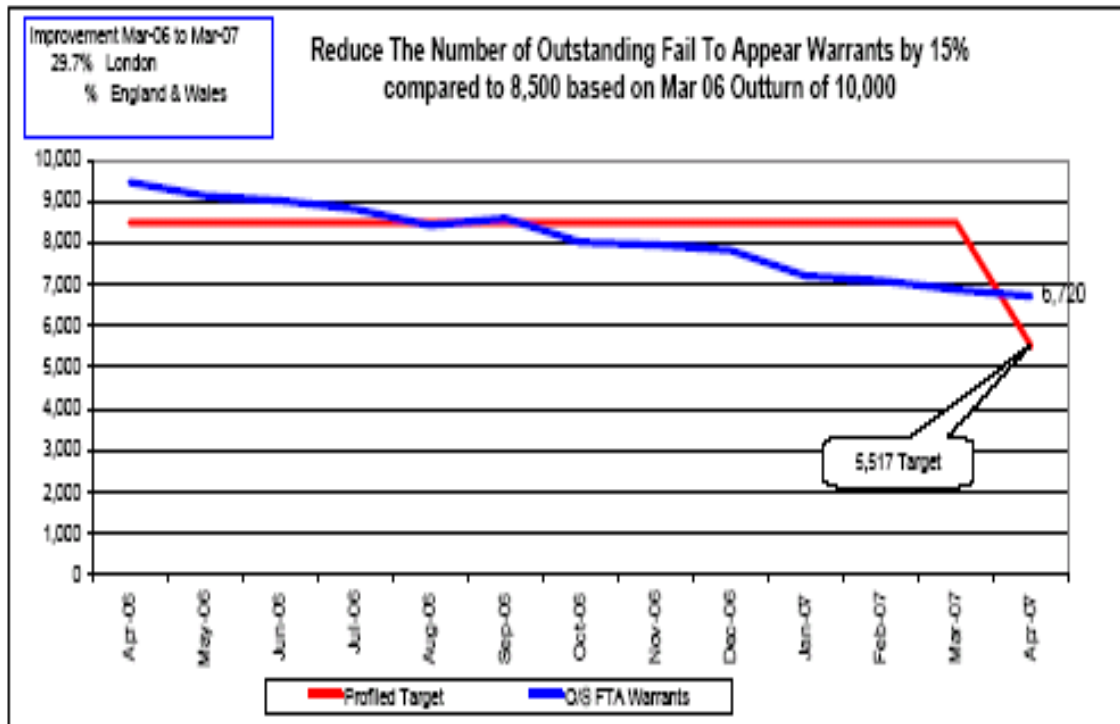


Table 7 - Volume of confiscation orders 07/08

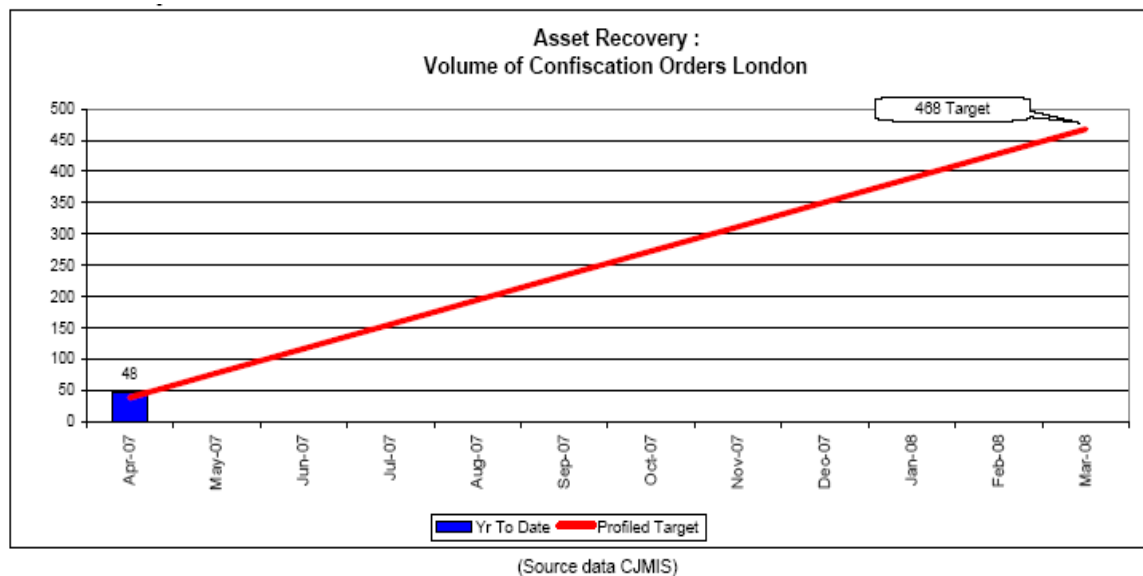
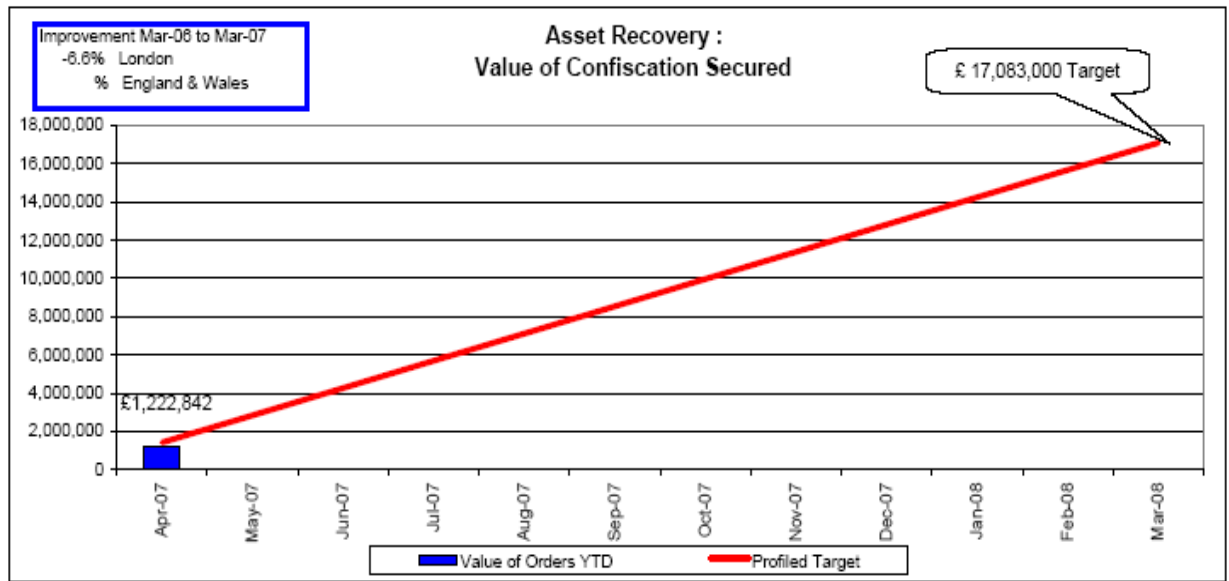


Table 8 - Value of confiscation secured 07/08



(Source data CJMIS)

Table 9 - Money collected from confiscation orders 07/08

