

Table 1: Gun Enabled Crime

Measure	Target	Actual	Status
Reduction of gun enabled crime	- 5%	+7.1%	▲
Gun enabled crime sanction detection rate	25%	19.2%	▲

Table 2: Comparison of gun enables crime offences

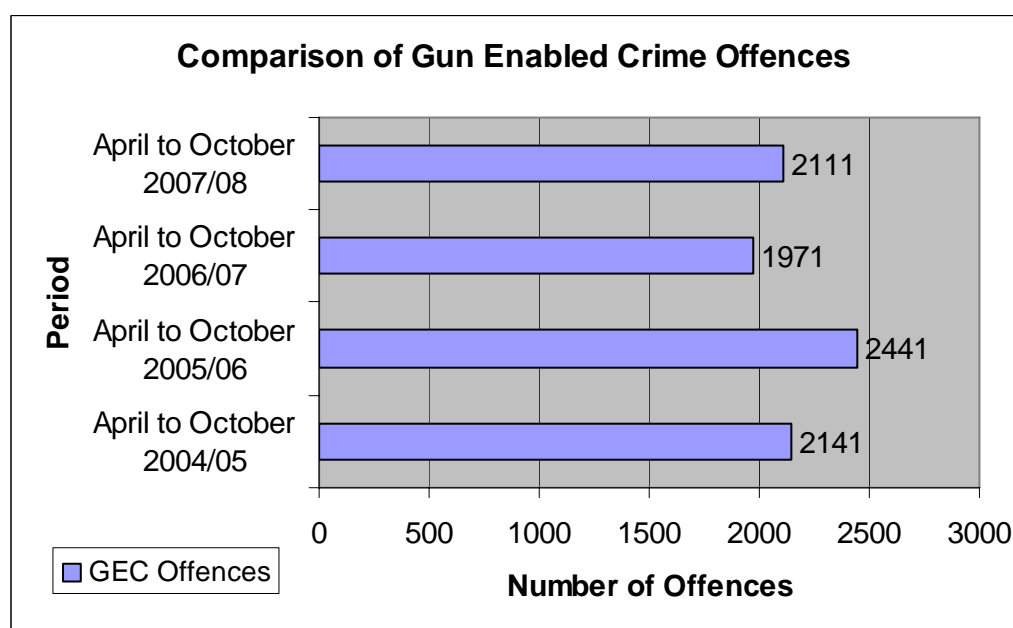


Table 3: Criminal Networks

Measure	Target Year to date	Actual	Status
Number of criminal networks disrupted (end of year target 225)	134	163	▲
Value of assets identified by court order for seizure (end of year target £35m)	£20.4	£14.7m	▲
The number of cases where assets were restrained or seized (end of year target 1,000)	596	821	▲

Table 4: Child Abuse








Measure	Target	Actual	Status
CAIC overall sanction detection rate	20%	25%	
Sanction detection rate for child rape	35%	43.8%	

Table 5: Homicide

Measure	Target	Actual	Status
Overall homicide detection rate	85%	81%	
Reduction in number of homicide offences	- 1	0	

Key

-  On target – improvement on/ no change/ deterioration on last reporting period
-  Just below target – improved on/no change/ deterioration on last reporting period
-  Significantly below target – improved on/no change/ deterioration on last reporting period