











Specialist Crime Directorate Performance Report

August 2003


Contents

	Page	Key:	
Gun Crime	1		Performance on or above target 
Intelligence	2		Minor variation from target to - 10% 
Forensics	3		Major variation from target - 10% + 
Homicide - Child Protection	4		
MPS Strategies	5	No change in performance compared to last month	
SCD Projects	6/7	Improvement in performance compared to last month	✓
Resources	8	Deterioration in performance compared to last month	✗

DAC Griffiths


Objective 1		To disrupt the criminal use of firearms			Lead: Commander Dick			
Description	Lead	Target	YTD April to August performance 2002/2003	YTD April to August performance 2003/2004	Status	Comments	Performance Comparison	
The number of recorded violent firearms offences	Cmdr Dick	To reduce violent firearms offences in by 4%	-22.3% (1,687)	-13.1% (1,466)		There has been an improvement on last month's performance. The 13.1% reduction equates to 221 fewer offences over the same 5 month period. There were 1,687 offences between April and August last year and 1,466 offences this year to date	✓	
Reduction in commercial robberies with firearms	DCS Kerr	5% reduction	1.1% (368)	-35.1% (239)		Despite the decrease in performance compared to last month, there is still an overall reduction in commercial robberies with firearms. The 31.1% reduction equates to 129 fewer crimes this year	✓	
Reduction in personal robberies with firearms	TP	5% reduction	19% (461)	-4.6% (440)		There are 21 fewer offences compared with the same period last year, for this month we are just short of the target.	✓	
Reduction in serious offences (murder/GBH) with firearms	TBC	5% reduction	8% (86)	-6% (81)		There has been 5 fewer crimes committed over the year, making a 6% reduction to date.	✓	

Source - CPG Firearms pack for August
The figures in brackets are the number of offences

Objective 2		To disrupt the trafficking of Class A drugs, firearms and humans			Lead: Commander McDowall			
Description	Lead	Target	YTD April to August performance 2002/2003	YTD April to August performance 2003/2004	Status	Comments	Performance Comparison	
The number of operations directed at Firearms	Cmdr McDowall	To increase the number of operations aimed at disrupting organised trafficking offences	<i>Robust system not in place to record data</i>	1		There has been one operation to date.	●	


Source - SCD11, Intelligence

Operation Trident

Objective 3		To further improve Operation Trident performance and results when compared with 2002/2003			Lead: Commander Dick			
Description	Lead	Target	YTD April to August performance 2002/2003	YTD April to August performance 2003/2004	Status	Comments	Performance Comparison	
To reduce shooting offences by 5%	Cmdr Dick	To reduce shooting offences by 5%	29% (97)	-6% (91)		Trident shooting incidents have been reduced from 97 in April to August 2002 to 91 year to date. Thus providing a reduction of 6%	✓	

Source - SCD8 - Trident
The figures in brackets are the number of offences


Flying Squad

Objective 4		To continue to improve Flying Squad performance and results compared with 2002/2003 in the detection of allocated commercial robberies			Lead: Commander Dick			
Description	Lead	Target	YTD April to August performance 2002/2003	YTD April to August performance 2003/2004	Status	Comments	Performance Comparison	
To achieve a detection rate of 40%	Cmdr Dick	40% detection rate	32% (493)	30% (314)		Please note the 30% detection rate is measured between January and August this year. This is 10% below the target. This is now changing to the Financial year	✗	

Source - SCD7 Serious and Organised
The figures in brackets are the number of offences

DAC Fuller

Objective 1	To disrupt the trafficking of Class A drugs, firearms and humans	Lead : Commander McDowall
--------------------	--	---------------------------

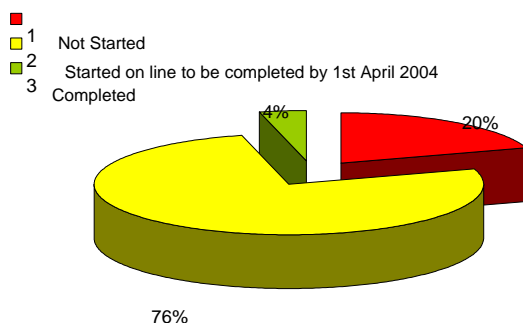
Description	Lead	Target	YTD	Status	Comments	Performance Comparison
The number of operations aimed at disrupting organised trafficking offences	Commander McDowall	To increase the number of operations aimed at disrupting organised trafficking offences	10		There have been 10 operations to date, as listed below. Please note that these are on going operations and are unlikely to change for the duration of the year. (The year to date total includes 1 Firearm operation)	✓
The number of operations directed at Human Trafficking			6		<p>Reflex - Is the Government's task force dealing with organised immigration crime.</p> <p>Op Bluesky - Human Trafficking</p> <p>Op Taming - Human trafficking - Developing intel on target who has returned from overseas</p> <p>Op Jacdor - Human Trafficking</p> <p>Op Maxim - Officers generated 33 CRIMINT reports for this month.</p> <p>Op Pochard - Human Trafficking / Forgery and Counterfeiting</p> <p>There has been one further arrest and case work relating to 23 prisoners from July</p> <p>Op Berwickswan - Human Trafficking - NCIS</p> <p>There has been one arrest</p>	✓
The number of operations directed at Class A Drugs			3		<p>CIDA - (Concerted Inter-Agency Drugs Action Group) This is a strategic response to the trade of Class A drugs. Within CIDA there are 4 operations.(includes 1 Firearm operation)</p> <p>Op Bora - Officers currently liaising with Customs</p> <p>Op Grendera - Research in to class A drugs in Europe</p> <p>Op Fluvio - Research in to class A drugs in Europe</p>	✓

Source - SCD11 Intelligence

Objective 2	To implement the National Intelligence Model (NIM) in accordance with the National Policing Plan	Lead : Commander Bray
--------------------	--	-----------------------

Achievement of the minimum standards set for the Police Service nationally for the implementation of the National Intelligence Model	Commander Bray	Implement 100% of standards to national timescales
--	----------------	--

National Intelligence Model Minimum Standard



The National Intelligence Model (NIM) Minimum Standards are on line to be completed by the NIM Dead-line of the 1st April 2004.

The 20% of the NIM Policy not yet started include:-

A number of Tasks within the Information Sources/Tactical Resolution and parts of the Intelligence/Information Recording & Intelligence/Operational Review. These Tasks will be progressed within the next few months.

The 76% of the NIM Policy which has been started include:-



System Assets/Source Assets/Research & Development/Intelligence Products/Strategic & Tactical TCG and parts of Tactical Resolutions/People Assets etc


The 4% of the NIM Policy Minimum Standards completed so far include elements of both Knowledge Assets and People Assets, These include tasks as listed below:-



From Knowledge Assets - Current Legislation and Case Law / Codes of Practice / Manual of Standards / ACPO Guidance


From People Assets - ACPO Lead for NIM Implementation and Development / Data Management / Data Protection


Source - SCD9 - NIM



Activity								
To improve the investigation and prevention of murder offences								
Description	Lead	Target	Previous Year's Performance	YTD Performance	Status	Comments	Performance Comparison	
Forensic Services will provide Crime Scene Managers at the crime scene within 1.5 hours of the request 95% of the time	Gary Pugh	CSE at scene with 1.5 hours 95% of the time	87%	97%		The target has been met year-to-date.	✓	
Forensic Services will provide photographers at the crime scene within 1.5 hours of the request 95% of the time	Gary Pugh	Photographers at scene with 1.5 hours 95% of the time	65%	94%		Though just short of the target, the performance has improved by 29% points compared with last year's average.	✓	

Activity								
To disrupt the criminal use of firearms								
Description	Lead	Target	Previous Year's Performance	YTD Performance	Status	Comments	Performance Comparison	
Forensic Services will establish a clearing house to ensure rapid examination of firearms and ammunition to gather forensic intelligence	Gary Pugh	Awaits				<i>No data available due to IT systems failure</i>	✗	


Activity								
To maintain an effective response to suspected and actual terrorist incidents								
Description	Lead	Target	Previous Year's Performance	YTD Performance	Status	Comments	Performance Comparison	
Forensic Services to provide additional resources in photographic services and respond to requests to attend crime scenes within 1.5 hour 90% of the time	Gary Pugh	To attend crime scenes within 1.5 hour 90% of the time	76%	90%		The performance is up compared with last year's average. Additional resources have been provided.	✓	
Forensic Services to provide additional resources in fingerprint services and respond to requests to attend crime scenes within 1 hour 100% of the time	Gary Pugh	To attend crime scenes within 1 hour 100% of the time	65%	94%		The target has not meet met this month compared to last month. Therefore failed under target.	✗	

Activity								
To improve victim care and investigation in cases of rape								
Description	Lead	Target	Previous Year's Performance	YTD Performance	Status	Comments	Performance Comparison	
Forensic Services will increase forensic support in the investigation of rape, with DNA profiling continuing to play a significant role in the investigation of these offences	Gary Pugh	Intervention Rate 25%	23%			<i>No data available due to IT systems failure</i>	✗	


Activity								
To improve the service to victims and witnesses								
Description	Lead	Target	Previous Year's Performance	YTD Performance	Status	Comments	Performance Comparison	
Forensic services will attend burglaries in London (non sole response boroughs) within 4 hours of reporting by a scene examiner, thus improving the service to victims of crime	Gary Pugh	To attend 30% of burglaries within 4 hours of reporting	23%			<i>No data available due to IT systems failure</i>	✗	

Objective								
Forensic Services contribution to MPS priorities for Londoners – Objective 3 Burglary								
Description	Lead	Target	Previous Year's Performance	YTD Performance	Status	Comments	Performance Comparison	
To deliver a forensic JD rate of 30 JDs per 1000 burglaries	Gary Pugh	30 JDs per 1000 burglaries	20			<i>No data available due to IT systems failure</i>	✗	
Implementation of the sole response to burglary by a Crime Scene Examiner within 4 hours for 75% the time		CSE response to burglary within 4 hours for 75% the time	76%			<i>No data available due to IT systems failure</i>	✗	

Source - SCD4 Forensic Services Directorate



Objective 1 To improve the investigation and prevention of murder offences							
Description	Lead	Target	Previous Year's Performance	YTD Performance	Status	Comments	Performance Comparison
The percentage of Homicide clear-ups	Cmdr Baker	83% Clear up rate	71%	94%		The 94% equates to 88 clear ups with 94 offences to date. This is an improvement on the previous year's performance.	✓

Source - CPG Homicide package for August

Objective 2 To further improve Trident performance and results when compared with 2002/2003							
Description	Lead	Target	Previous Year's Performance	YTD Performance	Status	Comments	Performance Comparison
To achieve Homicide detection rate of 80% (Trident)	Cmdr Dick	80% detection rate	58%	75%		So far this year there have been four (4) murders, and three (3) have been solved, leading to a 75% detection rate.	✓

Source - SCD8 - Trident

Child Protection 2003-04

Objective 5 To improve the protection and safety of children including victim care, investigation and partnership working							
Description	Lead	Target	Previous Year's Performance	YTD Performance	Status	Comments	Performance Comparison
The number of cases where a supervisory officer is involved at the referral stage and subsequent strategy discussions during a joint investigation with social services into possible injury or harm to a child (recommendation 93 of Victoria Climbié inquiry)	Cmdr Armond	In 100% of cases		<i>No data available due to IT systems failure</i>		The measures of these objectives have been delayed due to technical problems with the implementation of version 10 of CRIS	✗
The number of cases where a supervisory officer manages from the outset the investigation of serious crimes against children (recommendation 93 of Victoria Climbié inquiry)	Cmdr Armond	In 100% of cases		<i>No data available due to IT systems failure</i>			

Specialist Crime Directorate
Performance Towards MPS Strategies



Strategy	MPS Drugs Strategy 2003 - 2006			MPS Lead - DAC Michael Fuller
Activity	Lead	Timescales	Measure / Progress	
Develop performance information to monitor progress and performance of MPS against Drugs activity	DAC House	April 2003 onwards	Production of performance Information. This work is currently ongoing with Corporate Performance Group. Planned workshop facilitated by MPS Consultancy Group with representatives from TP, SCD, Drugs Directorate and Corporate Performance Group to address	
Update on 2003-2006 Drugs Strategy to MPA PPRC	Cdr Bray	Oct-03	Update report to MPA's, PPRC to be presented on 9 October 2003.	

Strategy	Forensic Science Strategy			MPS Lead - Director Gary Pugh
Activity	Lead	Timescales	Measure / Progress	
Remove Vacancy factor for Crime Scene Examiners	Roger Shearn	Mar-04	Five courses of eight new entrants planned between September 03 and March 04	
Commence growth in Crime Scene Examiners to allow for roll out across MPS of "Sole Response" to burglary	Roger Shearn	April 2004 - March 2006	Commencement of recruiting campaign currently on going	
Complete introduction of four Mini Laboratories around MPS to enhance the examination and chemical treatment of exhibits from volume crime scenes	Roger Shearn	(Surbiton) November 2003	Two mini labs - located at Lambeth and Pierson House(Eric Street) are fully operational. Plans are in hand to establish one at Surbiton by Nov 2003. Discussions are underway with PSD to agree a start date for one at Trenchard House in Hendon.	
Supporting the proposed MPS Vehicle Crime Strategy through dedicated Crime Scene Examiners(CSEs) examining vehicles.	Roger Shearn	n/a	Dedicated CSEs are working at the Charlton Vehicle Examination Site.	
Reorganise and create a Specialist Evidence Recovery Unit	Trevor Carlile	Nov-03	6 scientists have been employed. The ability to carry out chemical treatments is well underway and is expected to reach completion by November 2003	

Strategy	Firearms Strategy			MPS Lead - Cmdr Cressida Dick
Contributes to Towards the Safest City	Lead	Timescales	Measure / Progress	
To provide an armed crime clearing house			Armoury, DNA and Photographic labs now built to examine firearms. Awaiting agreement for BWT.	

Strategy	Schools Drug Education Strategy	Child Protection Strategy
	These strategies are currently under review	

Specialist Crime Directorate

Performance towards SCD Projects and Programmes



Project(SCD5)	Inter-Agency Critical Incident management Training using Hydra		MPS Lead - DCS Kelleher
Aims and Objectives	Lead	Timescales	Comments
To provide a learning environment in which senior decision makers in child protection agencies are immersed in realistic situation	DCS Kelleher	01-Jun-04	There has been 1 pilot Hydra course to date, with a 2nd one planned to take place on 20th/21st October 2003

Project(SCD1)	London Homicide Manual		MPS Lead - Cdr Baker
Aims and Objectives	Lead	Timescales	Comments
To review content of Special Notices on Homicide and incorporate results together with good practice and guidance arising from Murder Review Group findings into a manual guidance for all officers.	DCI Steve Bending	31-Oct-03	Homicide manual with Crime policy unit. Currently being written up

Project(SCD4)	Review Evidential Recovery-Project Management support		MPS Lead -
Aims and Objectives	Lead	Timescales	Comments
To enhance the use and effectiveness of forensic footwear evidence and intelligence for volume crime and serious crime	Gary Pugh	No end date as yet	This is a major project with national implications. It is in its very early stages, and it is not possible to state timescales at this stage

Project(SCD4(4))	Police and Civilian Support Officers Fingerprint Elimination Database		MPS Lead -
Aims and Objectives	Lead	Timescales	Comments
To maintain the integrity of NAFIS crime scene mark databases; to ensure the efficiency and effectiveness of crime scene marks databases. To improve search and response times when interrogating databases of crime scene marks for the purpose of detecting	Gary Pugh	31-Dec-03	Sue Riley (PCH) has said that this is not a policy. Fingerprints of police officers and forensic staff are already held on a card index. This project only involves transferring them to NAFIS. This project is about half way complete.

Specialist Crime Directorate
Performance towards SCD Projects and Programmes



Project(IG)	Damilola Taylor Murder Investigation Review Recommendations - Planning Support		MPS Lead - AC Ghaffur
Aims and Objectives		Lead	Timescales
To ensure a co-ordinated and auditable approach to implementing the review recommendations. To ensure that lessons are learnt from the review and the areas of best practice are highlighted and promoted across the MPS, to provide the best service to the people of London.		DAC Griffiths	20-Dec-03
Comments			
Project progresses. Project Lead awaiting update following extended leave of project manager.			

Project(SCD3(1))	Professionalising the Investigation Process (PIP)		MPS Lead - DAC Griffiths
Aims and Objectives		Lead	Timescales
The development of an investigation accreditation process linked to occupational standards. Implement the pilot for all levels of Accreditation for 6 months ending January 2004 within 2 diverse OCU's and within 2 SCD OCU's. The accreditation of all SIO		Glenn Gavin	01-Apr-04
Comments			
Pathfinder sites have been identified at SCD1, SCD5, and Richmond and Hackney Boroughs. - the pathfinder sites will report to the project team in January 2004 - It is anticipated that there will be a Metwide launch of PIP at or about April 2004. - Work is taking place in the immediate and short term to identify ways in which the bureaucracy involved in the process can be reduced			

Project(SCD1)	Significant Witnesses: Record of Contact Log (Book 192A)		MPS Lead - CMDR Baker
Aims and Objectives		Lead	Timescales
To develop a corporate statement of policy dealing with how contacts with significant witnesses are recorded, and to develop a paper-based system for recording contacts		CMDR Baker	01-Jul-03
Comments			
Book 192A now developed and in use.			

**Specialist Crime Directorate
Resources Overview**

Budgeted Workforce Target

Police	Current Strength	BWT/Strength Variance	EoY BWT*
Homicide	902	-81	983
Homicide Support**	36	-24	60
Policy & Co-ord	17	0	17
Forensic Services	14	-13	27
Child Protection Group	403	-15	418
Specialist & Economic Crime	247	-3	250
Serious & Organised Crime	355	-29	384
Operation Trident	247	-20	267
Intelligence	348	-1	349.25
Business Services	5	0	5
SCD Total	2,574	-186	2,760.3

Civil Staff	Current Strength	BWT/Strength Variance	EoY BWT
Homicide	243	-36	279
Homicide Support	133	-10	143
Policy & Co-ord	3	-2	5
Forensic	990	-132	1,122
Child Protection Group	100	-51	151
Specialist & Economic Crime	81	7	74
Serious & Organised Crime	94	-5	99
Operation Trident	58	-17	75
Intelligence	106	-44	150
Business Services	13	-5	18
SCD Total	1,820.9	-294.6	2,115.5

Attendance Management

Police	Target No of Days per Officer	Avg No of Days per Officer - Current Month	Avg No of Days Sick Officer - YTD	EoY Forecast	Variance
Homicide	9	2.91	3.2	9.6	0.6
Homicide Support	9	0	2.3	7	-2
Policy & Co-ord	9	0	0	0	-9
Forensic Services	9	0.6	2.1	6	-3
Child Protection Group	9	1.8	6	18	9
Economic & Specialist Crime	9	0.8	3.1	9	0
Serious & Organised Crime	9	1.2	4.6	14	5
Operation Trident	9	0.5	2.4	7	-2
Intelligence	9	1.7	2.9	4.6	-4
Business Services	9	0	0	0	-9
SCD Total	9	0.99	3.97	12	3

Civil Staff	Target No of Days per Officer	Avg No of Days per Officer - Current Month	Avg No of Days Sick Officer - YTD	EoY Forecast	Variance
Homicide	10	1.6	4.6	14	4
Homicide Support	10	0.1	0.1	0	-10
Policy & Co-ord	10	0	1	2	-8
Forensic	10	1.1	3.4	10	0
Child Protection Group	10	1.9	6.1	18	8
Specialist & Economic Crime	10	1.7	4.3	13	3
Serious & Organised Crime	10	0.7	3.1	9	-1
Operation Trident	10	1	4.4	13	3
Intelligence	10	1.6	2.4	7	-3
Business Services	10	0.1	0.7	2.0	-8
SCD Total	10	1.1	3.5	11	1

Finance

Specialist Crime Total	Budget £000	Expenditure YTD £000	EoY Forecast £000	Budget/Forecast Variance £000
Homicide East	19,413	6,606	19,953	540
Homicide South	18,002	6,270	18,349	347
Homicide West	19,464	6,642	20,146	682
Homicide Support	5,112	2,184	6,535	1,423
Policy and Coordination	2,904	780	2,777	-127
Forensic Services	69,395	10,842	69,772	377
Child Protection group	25,043	7,946	26,436	1,393
Economic and Specialist Crime	15,741	5,270	16,170	429
Serious & Organised Crime	23,964	10,399	25,814	1,850
Operation Trident	15,427	5,964	17,100	1,673
Service Level Intelligence	378	251	784	406
Intel Bureau	4,564	657	2,466	-2,098
Covert Intelligence	19,997	6,753	18,648	-1,349
Business Services	8,636	346	8,656	20
SCD Total	248,040	70,910	253,606	5,566

*EoY BWT excludes growth

Please note all figures are April to July inclusive

April to July 2003