


Impending Prosecutions

Source = PNC



Standard: current total of Pre April 01 IPs not to exceed monthly target

		Apr	May	Jun	Jul	Aug	Sep	Oct	Nov	Dec	Jan	Feb	Mar	Current t v. Target	% of MPS volume	Pre April 01 as % of all OCU's IPs
Cmdr. Paddick																
LX	Current IPs created Pre April 0	3,844	3,400	3,064	2,682	2,569	2,492	2,435								
Lambeth	Target (permissible total)	3,524	3,203	2,883	2,563	2,242	1,922	1,602	1,281	961	641	320	0			
	Current IPs v. Target total	320	197	181	119	327	570	833						52%	5%	61%
Cmdr. Kaye																
MD	Current IPs created Pre April 0	3,963	3,284	2,967	2,799	2,803	2,723	2,556								
Southwark	Target (permissible total)	3,633	3,303	2,972	2,642	2,312	1,982	1,651	1,321	991	661	330	0			
	Current IPs v. Target total	330	-19	-5	157	491	742	905						55%	5%	67%
PL	Current IPs created Pre April 0	2,420	1,864	1,480	1,286	1,200	1,045	964								
Lewisham	Target (permissible total)	2,218	2,017	1,815	1,613	1,412	1,210	1,008	807	605	403	202	0			
	Current IPs v. Target total	202	-153	-335	-327	-212	-165	-44						-4%	2%	47%
PY	Current IPs created Pre April 0	1,385	1,102	965	771	704	620	533								
Bromley	Target (permissible total)	1,270	1,154	1,039	923	808	693	577	462	346	231	115	0			
	Current IPs v. Target total	115	-52	-74	-152	-104	-73	-44						-8%	1%	42%
RG	Current IPs created Pre April 0	2,107	1,822	1,364	871	833	806	773								
Greenwich	Target (permissible total)	1,931	1,756	1,580	1,405	1,229	1,054	878	702	527	351	176	0			
	Current IPs v. Target total	176	66	-216	-534	-396	-248	-105						-12%	2%	48%
RY	Current IPs created Pre April 0	462	322	279	187	166	142	123								
Bexley	Target (permissible total)	424	385	347	308	270	231	193	154	116	77	39	0			
	Current IPs v. Target total	39	-63	-68	-121	-104	-89	-70						-36%	0%	24%
ZD	Current IPs created Pre April 0	2,281	1,982	1,832	1,631	1,536	1,362	1,190								
Croydon	Target (permissible total)	2,091	1,901	1,711	1,521	1,331	1,141	950	760	570	380	190	0			
	Current IPs v. Target total	190	81	121	110	205	222	240						25%	3%	49%
Cmdr. Shave																
BS	Current IPs created Pre April 0	3,473	3,230	3,034	2,649	2,054	1,992	1,860								
Kensington	Target (permissible total)	3,184	2,894	2,605	2,315	2,026	1,737	1,447	1,158	868	579	289	0			
& Chelsea	Current IPs v. Target total	289	336	429	334	28	256	413						29%	4%	71%
FH	Current IPs created Pre April 0	3,459	3,147	2,973	2,438	2,164	2,016	1,861								
Hammersmith	Target (permissible total)	3,171	2,883	2,594	2,306	2,018	1,730	1,441	1,153	865	577	288	0			
& Fulham	Current IPs v. Target total	288	265	379	132	146	287	420						29%	4%	72%
TW	Current IPs created Pre April 0	779	647	570	436	366	345	329								
Richmond	Target (permissible total)	714	649	584	519	454	390	325	260	195	130	65	0			
	Current IPs v. Target total	65	-2	-14	-83	-88	-45	4						1%	1%	41%
TX	Current IPs created Pre April 0	1,985	1,661	1,518	1,201	1,019	934	838								
Hounslow	Target (permissible total)	1,820	1,654	1,489	1,323	1,158	993	827	662	496	331	165	0			
	Current IPs v. Target total	165	7	29	-122	-139	-59	11						1%	2%	49%
VK	Current IPs created Pre April 0	1,048	849	791	647	597	566	536								
Kingston	Target (permissible total)	961	873	786	699	611	524	437	349	262	175	87	0			
	Current IPs v. Target total	87	-24	5	-52	-14	42	99						23%	1%	50%
VW	Current IPs created Pre April 0	833	640	571	493	414	387	350								
Merton	Target (permissible total)	764	694	625	555	486	417	347	278	208	139	69	0			
	Current IPs v. Target total	69	-54	-54	-62	-72	-30	3						1%	1%	39%
WW	Current IPs created Pre April 0	2,475	2,199	2,145	1,497	1,391	1,313	1,248								
Wandsworth	Target (permissible total)	2,269	2,063	1,856	1,650	1,444	1,238	1,031	825	619	413	206	0			
	Current IPs v. Target total	206	137	289	-153	-53	76	217						21%	3%	53%
ZI	Current IPs created Pre April 0	540	417	360	274	256	246	207								
Sutton	Target (permissible total)	495	450	405	360	315	270	225	180	135	90	45	0			
	Current IPs v. Target total	45	-33	-45	-86	-59	-24	-18						-8%	0%	35%
Cmdr. Bryan																
EK	Current IPs created Pre April 0	3,316	2,899	2,726	2,483	2,437	2,363	2,176								
Camden	Target (permissible total)	3,040	2,763	2,487	2,211	1,934	1,658	1,382	1,105	829	553	276	0			
	Current IPs v. Target total	276	136	239	272	503	705	794						57%	5%	68%
ID	Current IPs created Pre April 0	749	581	507	419	352	329	277								
Heathrow	Target (permissible total)	687	624	562	499	437	375	312	250	187	125	62	0			
	Current IPs v. Target total	62	-43	-55	-80	-85	-46	-35						-11%	1%	34%
NI	Current IPs created Pre April 0	3,967	3,807	3,613	2,967	2,830	2,766	2,670								
Islington	Target (permissible total)	3,636	3,306	2,975	2,645	2,314	1,984	1,653	1,322	992	661	331	0			
	Current IPs v. Target total	331	501	638	322	516	783	1,017						62%	6%	76%
Q A	Current IPs created Pre April 0	1,089	925	842	704	656	632	598								
Harrow	Target (permissible total)	998	908	817	726	635	545	454	363	272	182	91	0			
	Current IPs v. Target total	91	18	25	-22	21	88	144						32%	1%	52%
Q K	Current IPs created Pre April 0	1,909	1,619	1,491	1,284	1,191	1,125	1,055								
Brent	Target (permissible total)	1,750	1,591	1,432	1,273	1,114	955	795	636	477	318	159	0			
	Current IPs v. Target total	159	28	59	11	77	171	260						33%	2%	55%
SX	Current IPs created Pre April 0	2,194	1,789	1,573	1,396	1,255	1,145	915								
Barnet	Target (permissible total)	2,011	1,828	1,646	1,463	1,280	1,097	914	731	549	366	183	0			
	Current IPs v. Target total	183	-39	-73	-67	-25	48	1						0%	2%	49%
XB	Current IPs created Pre April 0	4,004	3,505	3,236	2,680	2,598	2,530	2,431								
Ealing	Target (permissible total)	3,670	3,337	3,003	2,669	2,336	2,002	1,665	1,301	1,001	667	334	0			
	Current IPs v. Target total	334	168	233	111	262	525	766						46%	5%	67%

Impending Prosecutions

Source = PNC

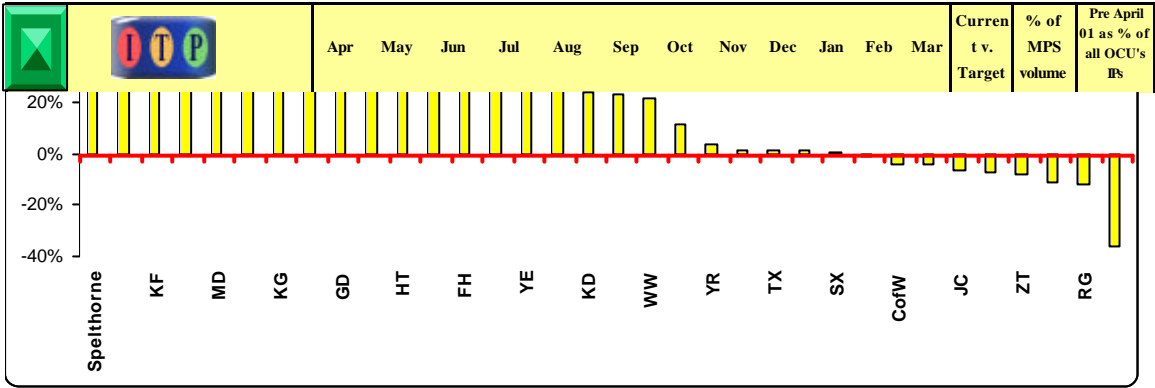
Standard: current total of Pre April 01 IPs not to exceed monthly target

 		Apr	May	Jun	Jul	Aug	Sep	Oct	Nov	Dec	Jan	Feb	Mar	Current t v. Target	% of MPS volume	Pre April 01 as % of all OCU's IPs
		Current IPs v. Target total														
XH	Current IPs created Pre April 01	825	631	568	459	385	363	340						-1%	1%	26%
Hillingdon	Target (permissible total)	756	688	619	550	481	413	344	275	206	138	69	0			
	Current IPs v. Target total	69	-57	-51	-91	-96	-50	-4								

Impending Prosecutions

Source = PNC

Standard: current total of Pre April 01 IPs not to exceed monthly target



Notes

1. Data for August has been realigned by PITO Home Office. This effectively has incorporated data that was previously excluded.
2. The Information
3. Important