

Central Operations Performance Report.

August 2007.

<i>Protective Marking:</i>	Not protectively marked
<i>Publication scheme:</i>	Yes
<i>Title and version:</i>	Central Operations performance management report, August 2007, version 1
<i>Purpose:</i>	To provide Central Operations command team with an overview of performance
<i>Relevant to:</i>	Central Operations performance; Central Operations command team
<i>Summary:</i>	This report provides a monthly summary of performance for Central Operations OCU. It will eventually include financial, HR and customer focus information, along with headline operational performance information.
<i>Creating branch code and directorate:</i>	CO1 Performance Unit, Central Operations
<i>Author:</i>	Central Operations Performance Unit
<i>Date created:</i>	20 August 2007
<i>Review date:</i>	10 September 2007

Incorporating July 2007 data.

Collated and published in September 2007 by the Central Operations Performance Unit.
Central Operations Monthly Performance Report.

Central Operations Performance Report

Following on from the previous performance report, there is now a summary of both Police Officer and Police Staff rolling twelve-month sickness data instead of the monthly average. The rolling twelve-month sickness data has not been updated since May due to the Performance Information Bureau (PIB) not publishing the figures.

The content is designed to reflect the objectives and performance measures adopted by each OCU to demonstrate how support is provided to both corporate priorities and Central Operations strategic objectives. As a consequence, there are three key performance themes running through this report: How Capital City Policing is delivered; how we meet the performance demands of the business group; and, how Central Operations supports other directorates. The introduction of the new MPS policing plan will identify new objectives and targets that will be placed within the performance report and the use of parameters for each target will make it easier to relate the Month Achieved figure with the traffic signal system. Trend analysis will be used to show the direction of the performance trend for the objective.

The performance report will provide the Central Operations Business Group with key performance information to complement 'continuous improvement' and modernisation decision-making processes. It is an evolving document, by no means the finished article. Ongoing work around the performance framework, specifically the CO Data Warehouse, will include change to the report content and format. The CO Performance Unit will introduce strategic developments as they happen.

Table of contents.

Page 2.	Introduction.	Page 29.	Police Staff sickness summary
Page 3.	Table of Contents.	Page 30.	Police Officer Sickness Chart
Page 4.	Executive Summary.	Page 31.	Police Staff Sickness Chart
Page 5 – 10.	Capital City Policing	Page 32.	Personal Development Review (PDR)
Page 11 – 18.	Meeting Demands	Page 33.	Mandatory Training
Page 19 - 20.	Dealing with Spontaneous incidents.	Page 34.	Appendix A. CO6 Diplomatic Protection Group
Page 21 – 22.	Providing support to MPS Directorates.	Page 35.	Appendix B. CO7 Palace of Westminster
Page 23.	Pro-Active Operations against Demand/Incident/Crime problem analysis.	Page 36.	Appendix C. CO11 Public Order & Op Support
Page 24.	Dealing with Planned Events.	Page 37.	Appendix D. CO15 Traffic OCU
Page 25.	Customer/Stakeholder Satisfaction.	Page 38.	Appendix E. CO16 Traffic CJU OCU
Page 26 – 27.	People.	Page 39.	Appendix F. CO17 Transport OCU
Page 28.	Police Officer sickness summary.	Page 40.	Appendix G. CO18 Aviation Security
		Page 41.	Appendix H. CO19 Firearms
		Page 42.	Appendix I. CO20 TSG

Executive summary.

CO6 Response to embassy alarm system activations were attended within 6 minutes 96% of the time, exceeding the target by 6%. 69% of persons stopped were searched, a 2% decrease from the previous month.

CO7 Telephone requests for doors to be unlocked were responded to within 5 minutes 92% of the time, exceeding the target by 22%. Fire alarm activations were attended to within 5 minutes, 84% of the time exceeding the 80% target.

CO11 Air Support Unit completed pre-planned activities on priorities, 100% within the time allocated. Marine support unit, risk assessed 87% of 297 commercial vessels that entered the MPS Thames. Dog support unit supplied 93% of requests for firearm recovery handlers, exceeding the 80% target.

CO14 There were 170 violent offences that occurred in nightclubs in July, an 11% decrease from the previous month. 2 gun crime incidents occurred in July, which was 1 incident lower than the previous month.

CO15 Killed and seriously injured figures have increased by 10% from the previous month and is also 10% over the monthly target. THINK campaign resulted in 124 arrests, 106 of which for a positive breath test. 1,185 vehicles were seized this month exceeding the target by 42%.

CO16 24,162 NIPs were issued this month, a decrease of 10% from the previous month. 14,239 COFPs and speed awareness courses were issued this month, an increase of 6% from the previous month. Summonses for camera cases have decreased from the previous month by 55%.

CO17 Total TOCU arrests this month were 784 a 6% decrease from the previous month. Arrests for other offences were the major contributor at 35%. 13,535 PCNs were issued this month, a 2% increase from the previous month. The red route enforcement teams issued the most PCNs at 63% of the total.

CO18 CO18 are contributing 23.04% towards the MPS sanction detection rate, just below target by less than 1%. Immediate emergency responses were responded to within 12 minutes 79.89% of the time, just short of the target by 0.11%. 333 FPNs were issued this month, a 10% decrease from the previous month, with most of the FPNs issued for parking.

CO19 Directed ARV patrols for all BOCUs reached 70% this month exceeding the target by 10%. Reliefs/teams recovered 90 firearms this period (34% increase from previous month) of which 13 were lethal, 44 non-lethal and 33 not defined. A further 19 firearms were recovered this month, 18 by the firearms enquiry team and 1 by the tactical support team. Firearms enquiries teams made safe 100 firearms this period with 92% completed within 48 hours.

CO20 Crime arrests this period total 1,395 with a detection rate of 58% (815 detections). TSG Stop and Search data for this reporting period shows a 27.60% (1,420) success rate. TSG provided the correct support to boroughs 97% of the time, exceeding the 90% target. The Commissioner's Reserve was called out 53 times this month. Public Order incidents were the highest reason for the call outs at 35%.

Capital City Policing

Unit	Objective	Month Target	Month Achieved	YTD Achieved	Trend Analysis
CO6 Diplomatic Protection Group	Static Protection: Number of static posts and number of hours of coverage	N/A	1,885 posts 33,434 hrs	7,145 posts 128,973 hrs	
	CRIMINT – Operation Lightening Submissions: Percentage of CRIMINTs that are assessed by SO15 CTC as being 'actionable submissions'	N/A	25%	48%	
	Security Liaison Unit: Security presentations to the diplomatic community	N/A	2	20	
	Security Liaison Unit: Physical Security Surveys. There were 25 'significant' site visits and 5 security surveys completed	N/A	44 total visits	246 total visits	
CO7 Palace of Westminster	Monitoring and checking identity passes / facilitating the passage of members, staff and authorised visitors. Operation Rainbow.	N/A	53 stopped 24 searched	130 stopped 32 searched	
	Internal pro-activity indicators for monitoring and checking identity passes. 2 intruders was stopped, 44 mortar patrols, 135 vehicles searched and 17 parliamentary passes seized this month.	N/A	198	527	

Capital City Policing					
Unit	Objective	Month Target	Month Achieved	YTD Achieved	Trend Analysis
CO7 Palace of Westminster	Conducting searches of visitors, and when appropriate, staff and their personal property. Counter terrorism defensive vehicle search by the Police Search Team	6	12	38	
	Providing crime prevention, security and personal safety advice to members and staff. Percentage of victims offered advice.	N/A	100%	100%	
CO11 Public Order	Reduce Central Operations abstractions by 5% on the mean of the last 3 years.		55%	6%	↔
	Non BOCU staff days not to exceed 1.25% of aid supplied for all events.	1.25%	1.53%	1.29%	↓

Capital City Policing					
Unit	Objective	Month Target	Month Achieved	YTD Achieved	Trend Analysis
CO14 Clubs and Vice	Reduce gun crime in night clubs by 5%	2.4	2	14	
	Complete promotion risk assessments with 80% from TVCP and Gun crime boroughs and challenging wards.	80%	15%	23.5%	
	Total value of assets identified for court seizure to be £35m and number of cases where assets are restrained or cash seized to be 1,000		£31,500 assets identified 1 restrained /seized	£799,681.10 identified 2 restrained / seized	
CO15 Traffic	Reduce the number of Killed and Seriously injured (KSI) on London roads by 50% by the year 2010. (Figures are based on targets set by Mayor of London). (Please see Appendix D p37).	277	305	3,806	↑
	To seize 10,000 vehicles within the financial year. Vehicle seizures and outcomes for June 2007 were 810 vehicles restored to owner, 237 vehicles scrapped and 2 vehicles auctioned. (Please see Appendix D p37)	833	1,185	3,734	
	To increase enforcement activity around "THINK" campaign. Drink drive theme by 6% against 06/07 figures to 1,600. (Please see Appendix D p37)	133	124	494	

Capital City Policing					
Unit	Objective	Month Target	Month Achieved	YTD Achieved	Trend Analysis
CO15 Traffic	Fixed penalty notices (FPNs) issued for having no vehicle insurance and driving other than accordance of licence (DOAL). Data is two months behind – May	1,000	1,159	2,119	
	To increase enforcement activity under THINK campaign themes – issue 29,245 FPNs (13,545 for use of mobile, 5,000 for seat belt offences and 10,700 for speeding offences). Data is two months behind – May	2,437	2,484	5,264	
CO16 CJU	Prosecute 100% of all traffic FPN cases where a hearing is requested or a provisional FPN reverts to process by the end of the reporting period – Driver reported FPNs	100%	36%	36%	
	Prosecute 100% of all traffic FPN cases where a hearing is requested or a provisional FPN reverts to process by the end of the reporting period – Parking FPNs	100%	0%		
	Maintain standardisation of decision-making, processing and outcomes across the traffic CJU regional teams.	75%	32.8%		
	In support of the London Safety Camera Partnership judicial disposals send out at least 350,000 NIPs and 160,000 COFPs/SAW courses in 2007/8. Awaiting new target to be verified. (Please see Appendix E p38)	29,166	24,162	97,364	

Capital City Policing

Unit	Objective	Month Target	Month Achieved	YTD Achieved	Trend Analysis
CO16 CJU	In support of the London Safety Camera Partnership judicial disposals send out at least 160,000 COFPs/SAW courses – Awaiting new target to be verified.	13,333	14,239	52,575	
CO17 Transport	TOCU customer perception survey – The percentage of bus passengers and staff that feel safe and secure at bus stops and shelters (Q1 07/08)	*80% non TOCU 79% TOCU	81% non TOCU 80% TOCU		*previous quarter
	TOCU customer perception survey – The percentage of bus passengers and staff that feel safe and secure whilst on the bus (Q1 07/08)	* 84% non TOCU 83% TOCU	85% non TOCU 81% TOCU		*previous quarter
	TOCU customer satisfaction survey – The percentage of satisfied bus passengers and staff in terms of reliability (Q1 07/08)	*72% non TOCU 74% TOCU	73% non TOCU 74% TOCU		*previous quarter
	TOCU customer satisfaction survey – The percentage of satisfied bus passengers and staff in terms of journey times (Q1 07/08)	*82% non TOCU 80% TOCU	83% non TOCU 80% TOCU		*previous quarter

Capital City Policing					
Unit	Objective	Month Target	Month Achieved	YTD Achieved	Trend Analysis
CO18 Aviation Security	To maintain and ensure a 100% completion of the menu of security options – Manpad patrols in Heathrow and London City Airports (Manpad target 246 day and 77 night patrols, monthly target 9,690, information not available)	N/A	Heathrow 14% decrease compared to 06/07 LC 15% decrease compared to 06/07		
CO19 Firearms	To provide firearms support to BOCUs where it is required to maintain neighbourhood safety – Number of calls and deployments.	N/A	842 calls 188 deploys	3,226 calls 740 deploys	↔
	To reduce the level of gun enabled crime – Firearms recovered by relief teams	N/A	90	318	↓
	To assist in improving internal and public awareness of the work of armed police in London – deliver 12 presentations in a period of 12 months	12 per yr	21	36	
CO20 TSG	To instil confidence in ability of TSG to deal with CBRN incidents by team Inspectors becoming more pro-active with kit checks, drills and training. Number of officers trained and equipped for CBRN incidents.	80%	98%		

Meeting Demand					
Unit	Objective	Month Target	Month Achieved	YTD Achieved	Trend Analysis
CO6 Diplomatic Protection Group	Mobile Protection: Attend all Embassy Warning System alarm activations within 6 minutes from time of deployment. (Please see Appendix A p34)	90%	96%	96%	↓
	Static Protection: Number of new armed hospital guards requested and total number of days armed hospital guards provided	N/A	6 requests 11 days provided	24 requests 68 days provided	
	Residential Protection: Number of principals protected and total number of nights	N/A	5 protected 46 nights	36 protected 120 nights	
	Number of arrests by the DPG officers. (Please see Appendix A p34)	N/A	20	74	
	Stops carried out by DPG officers	N/A	499	1,624	
	Percentage of persons searched following 499 stops by DPG officers.	N/A	69%	71%	

Meeting Demand					
Unit	Objective	Month Target	Month Achieved	YTD Achieved	Trend Analysis
CO7 Palace of Westminster	Retaining, managing and recording key use. Telephone requests for doors to be unlocked and responded within 5 minutes.	70%	92%	90%	
	Conducting searches of visitors and, when appropriate, staff and their personal property. Number of offensive weapons seized from visitors.	N/A	18	73	
	Deploying personnel on appropriate posts and patrols. Fire alarm activations on the main building attended within 5 minutes. (Please see Appendix B p35)	80%	84%	89%	
	Deploying personnel on appropriate posts and patrols. All fire alarm activations in Portcullis House are attended within 10 minutes.	N/A	100%	100%	
	To ensure an effective response to alarm activations. All personal attack (PAB) alarm activations on the main parliamentary estate are attended within 3 minutes.	80%	80%	81%	
	To ensure an effective response to alarm activations. All perimeter alarm activations on the main parliamentary estate are attended within 3 minutes. (Please see Appendix B p35)	80%	88%	91%	
Meeting Demand					

Unit	Objective	Month Target	Month Achieved	YTD Achieved	Trend Analysis
CO7 Palace of Westminster	Monitoring and checking identity passes. Monthly, a focus day of pass checks is conducted by security officers to influence the level of compliance. Percentage of passes worn.	N/A	No focus day in July	92%	
CO11 ASU	ASU to complete pre-planned tasks on time.	90%	100%	96%	
	ASU to achieve 90% of flying hours on MPS operations. (Please see Appendix C p36)	90%	91%	95%	
CO11 MSU	Risk assessment of number of commercial vessels entering MPS Thames. (Please see Appendix C p36)	80%	87%	88%	
	Interdiction required of problem profiled commercial vessels.	80%	100%	94%	
CO11 DSU	Number of arrests by general purpose dogs	N/A	144	1,235	

Meeting Demand					
Unit	Objective	Month Target	Month Achieved	YTD Achieved	Trend Analysis
CO14 Clubs and Vice	CO14 to contribute to the MPS target for sanction detections.	20%	100%	100%	
	Disrupt CO14 related criminal networks. Improve on last years total of 15.	1.25	6	6	
CO15 Traffic	Number of cases where FLO or SIO contact is made within 24hrs of assuming responsibility for the investigation	90%	100%	99%	
	Cumulative Traffic ANPR car arrests for the reporting period.	91	92	351	
	Cumulative Intercept ANPR arrests for the reporting period, including Operation Sentinal. (Please see Appendix D p37)	250	268	1,102	

Meeting Demand					
Unit	Objective	Month Target	Month Achieved	YTD Achieved	Trend Analysis
CO15 Traffic	Stop and search codes for reporting period, compared to previous month.	*129	140	634	*Number of Stop & Searches in June 07
	Stop and Search arrest rate in relation to offence codes.	*17.8%	13.6%	16%	As above.
CO17 Transport	TOCU Area teams total arrests, compared to previous reporting period. ARPO this reporting period 2.4.	674 previous month	620	2,630	↔
	Overall TOCU arrests for area teams, BusTag, Cabs and other units. Decrease on previous month to 1.9 arrests per officer. (Please see Appendix F p39)	N/A	784	3,223	↑

Meeting Demand					
Unit	Objective	Month Target	Month Achieved	YTD Achieved	Trend Analysis
CO17 Transport	To enforce parking controls on the Transport for London Road Network (red routes). PCNs issued by red route enforcement teams.*	N/A	8,492	35,260	↓
	To enforce the law in relation to the taxi trade and Private Hire Vehicles – Arrests and processes	N/A	121	410	↑
	To deal with traffic congestion in the worst pinch points – PCNs issued by the congestion teams *	N/A	3,307	12,753	↑
	To ensure buses move efficiently along corridors – FPNs issued by the red route enforcement team, route teams and congestion teams.	N/A	264	2,911	↓
	TOCU stop and search including sections 44 and 60. Arrest rate from stop and searches.	N/A	Not Available	29.03%	

*As a result of a judicial ruling regarding the processing of PCNs classified as 'Drive aways' PCNs for May have significantly dropped compared to previous months

Meeting Demand					
Unit	Objective	Month Target	Month Achieved	YTD Achieved	Trend Analysis
CO18 Aviation Security	Maximise the use of all powers of stop and account. To achieve above 20% of the MPS Sec 44 activity. Heathrow totalled 1,809 stops and searches and LCY totalled 497 stops and searches.	20%	14.7%	24.52%	
	Arrests for Heathrow and London City Airport.	N/A	45 Heathrow 8 LC	236 Heathrow 32 LC	
	To achieve a sanctioned detection rate for crimes of concern to partners which mirrors that of the MPS. (Please see Appendix G p40)	24%	23.04%	22.81%	
CO19 Firearms	ARV units to spend a minimum of 60% of available time on directed patrolling. (Please see Appendix H p41)	60%	70%	71%	↑
	To issue and renew Firearms Certificates within 8 working weeks.	85%	77%	76%	

Meeting Demand					
Unit	Objective	Month Target	Month Achieved	YTD Achieved	Trend Analysis
CO19 Firearms	To reduce the level of gun enabled crime – Firearm recovery by reliefs/teams. Compared to previous reporting period. (Please see Appendix H p41)	70	90	318	↓
CO20 TSG	To support through the CO CATO process operations such as Crackdown, Maxim and the Middle Market drugs squad.	80%	100%	99%	
	To ensure the people of the capital feel safe when working, travelling or attending major events throughout London – Achieve a sanction detection rate for all arrests.	60%	58%	58%	
	Achieve a sanction detection rate for Off weapons/sec 5 and cannabis seizures. (Please see Appendix I p42)	80%	85%	85%	
	Stop and search reports – percentage success rate	N/A	27.60%	28.22%	

Dealing with Spontaneous incidents

Unit	Objective	Month Target	Month Achieved	YTD Achieved	Trend Analysis
CO7 Palace of Westminster	Deploying armed or unarmed personnel on appropriate posts and patrols. Number of intrusions in all zones.	N/A	2	12	
	Conducting the initial investigation of allegations of crime. Total number of allegations of crime.	N/A	2	4	
CO11 ASU	ASU responses to CAD – 85% of tasks to be attended	85%	73%	68%	
CO11 DSU	Requests for dangerous dog handlers this reporting period was 57, an increase from the previous month of 35%.	80%	93%	97%	
	To provide 24 hour, pan-London dog support (General purpose dogs). To provide minimum strength of 24 dogs and handlers per day.	90%	97%	94%	
CO14 Clubs and Vice	Increase community confidence in the ability of police to tackle criminality within licensed premises and nightclubs and the sex industry. Violent offences in nightclubs	196	170	778	

Dealing with Spontaneous incidents					
Unit	Objective	Month Target	Month Achieved	YTD Achieved	Trend Analysis
CO18 Aviation Security	Immediate emergency response times and response to soon calls. (Please see Appendix G p40)	80% immediate calls 90% soon calls	79.89% immediate calls 91.32% soon calls	80.58% immediate calls 91.31% soon calls	
	To respond to aircraft emergencies within 12 minutes.	90%	86%		
CO19 Firearms	To provide firearms support to BOCUs for spontaneous firearms incidents – Calls attended within 12 minutes. There were 842 calls in July.	N/A	84%		

Providing Support to MPS Directorates

Unit	Objective	Month Target	Month Achieved	YTD Achieved	Trend Analysis
CO11 ASU	Requests for tasks. 619 requests were made in July.	85%	73%	68%	
CO11 DSU	Number of requests for explosive dog handlers this reporting period totalled 278. An increase of 23% compared to the previous reporting period.	80%	100%	100%	
	Number of requests for narcotics dog handlers this reporting period totalled 136. A decrease of 6% compared to the previous reporting period.	80%	88%	96%	
	Number of requests for firearms recovery dog handlers this reporting period totalled 61. This is a decrease of 20% compared to the previous reporting period. (Please see Appendix C p36)	80%	93%	97%	
CO11 PO	Demands resourced through CO11 Public Order. 92% were within 24 hours (253).	213	273	2,327	

Providing Support to MPS Directorates					
Unit	Objective	Month Target	Month Achieved	YTD Achieved	Trend Analysis

CO19 Firearms	SFO Operations to support investigations into terrorism. To protect the people, infrastructure and economy of London. To provide firearms support for authorised (pre-planned) operations. 33 surveillances and 15 were ambushes.	N/A	66	236 Tasks 96 Surveillances 24 ambushes 38 Rapids	↑
CO20 TSG	TSG to support boroughs with Commissioners Reserve teams of 3-18 each day, two teams of 2-12 will be posted Tuesday to Saturday and one team will be posted on Sunday and Monday.	95%	97%		

Proactive Operations					
Unit	Objective	Month Target	Month Achieved	YTD Achieved	Trend Analysis
CO11 ASU	Flying hours on MPS operations.	90%	91%	95%	
CO11 DSU	Number of hours supporting priority BOCUs. (Please see Appendix C p36)	2,000	1,889	2,269	
CO19 Firearms	TST Operations to provide firearms support for authorised (pre-planned) operations – Operations / Arrests / Firearms recovered	N/A	30 Operations 8 arrests 1 f/arms recovered	99 operations 49 arrests 6 f/arms recovered	

Dealing with Planned Events					
Unit	Objective	Month Target	Month Achieved	YTD Achieved	Trend Analysis
CO11 PO	Number of events this month has increased by 18% compared to the previous month. Football, POLSA, Public Order, Security/Military.	N/A	545	5,544	↓
	Abstractions increased this month by 25% compared to the previous month. The number of abstractions this year is above the previous years total.	N/A	17,240	175,663	↔
CO14 Clubs and Vice	Counter terrorism focus desk – Operation Trammell – Number of arrests.	N/A	0 arrests	60 arrests	
CO19 Firearms	To reduce the level of gun enabled crime – The number of pre-planned ARV operations. (6 Neon and 1 Sentinel) (Please see Appendix H p41)	N/A	7	21	↔

Customer Satisfaction					
Unit	Objective	Month Target	Month Achieved	YTD Achieved	Trend Analysis
CO15 Traffic	The overall service provided by the CIU was of a good standard (very satisfied or satisfied 100% of the time). Substantially agree and agree. There were 15 questionnaires returned in July.	100%	100%	100%	↔
CO17 Transport	Customer satisfaction survey to identify bus passengers and staff satisfaction re safety, reliability, security at bus stops and on bus, and journey time – TOCU network %	N/A	80% at bus stops, 81% on bus, 74% reliability, 80% journey times		
CO19 Firearms	To provide a service deemed 'Satisfactory' or better 90% of the time	90%	95%	95%	

People

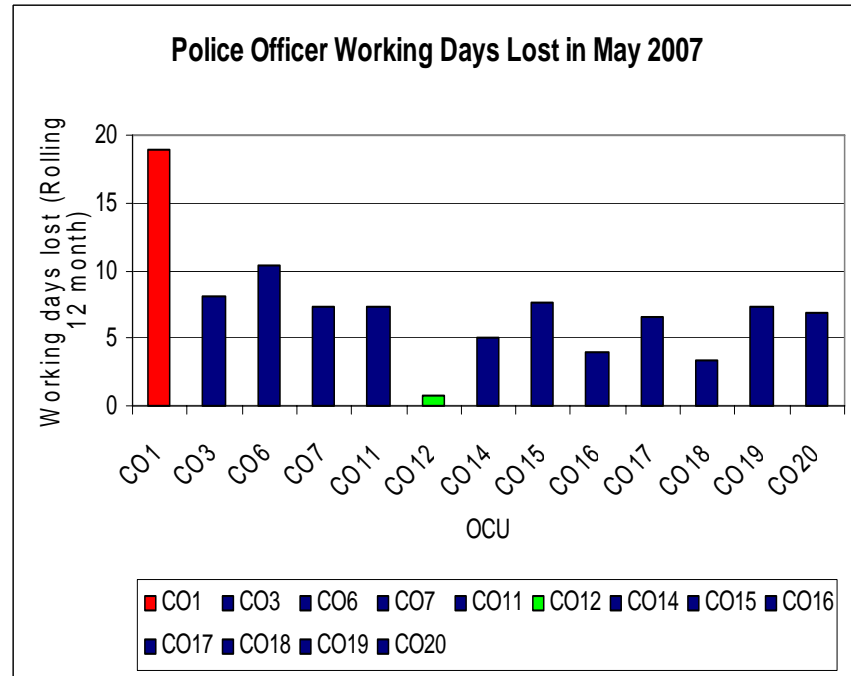
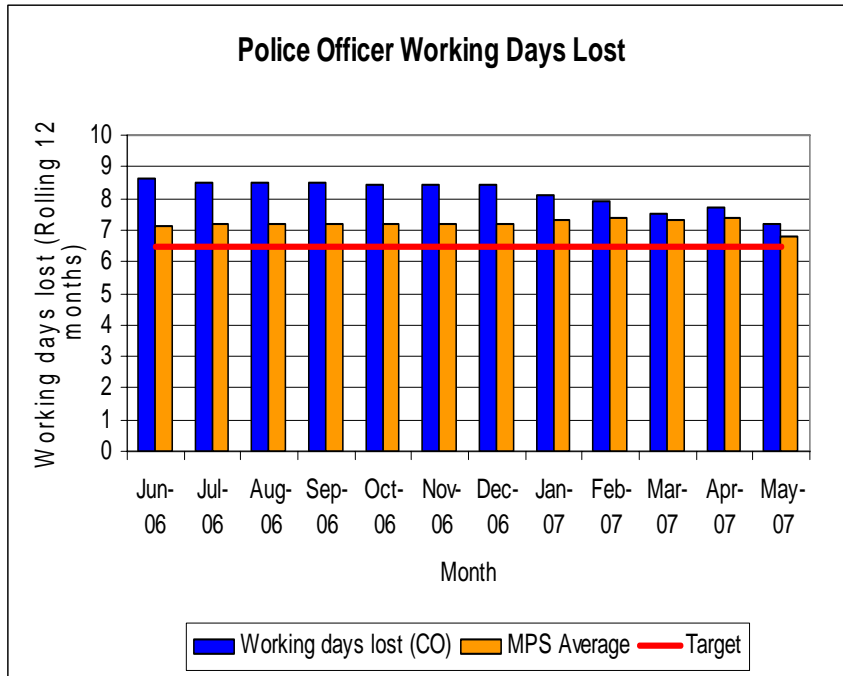
Unit	Objective	Month Target	Month Achieved	YTD Achieved	Trend Analysis
CO6 Diplomatic Protection Group	Percentage of female police officer strength	N/A	2.8%		
	Percentage of BME police officer strength	N/A	7.3%		
CO7 Palace of Westminster	Maintain necessary levels of skilled personnel and resources to provide key services. Police officer vacancies do not exceed 5% of the BWT	5%	-7%		
	Maintain necessary levels of skilled personnel and resources to provide key services. Police staff vacancies do not exceed 5% of the BWT	5%	-3.52%		
CO15 Traffic	Increase the number of BME traffic officers by 33% from 15 officers.	1.66	0	0	
	Increase the number of female traffic officers by 33% from 32 officers.	3.54	0	2	↑

People					
Unit	Objective	Month Target	Month Achieved	YTD Achieved	Trend Analysis
CO15 Traffic	Reduce Police Officers on recuperative duty to below the MPS target of 3.2% of strength - Reduce to 3% during 06/07	3%	2.16%	2.52%	↔
CO18 Aviation Security	Percentage of total female strength (including police, police staff, traffic wardens and PCSOs)	N/A	19.35%		
	Percentage of total BME strength (including police, police staff, traffic wardens and PCSOs)	N/A	8.68%		
CO20 TSG	To increase the number of female officers to 12% of the total strength	12%	11.1%	11.02%	↔
	To reach service objective on the number of BME officers on OCU to 7.9% of total strength	7.9%	4.0%	4.30%	↔
	Ensure strength remains within 10% of the BWT for police officers and police staff - BWT 846.5.	761.85 – 931.15	785.75		

People – Police Officer Sickness

CO Total working days lost for May exceeded the MPS target by 0.70 working days lost and is also higher than the MPS average by 0.40 working days lost.

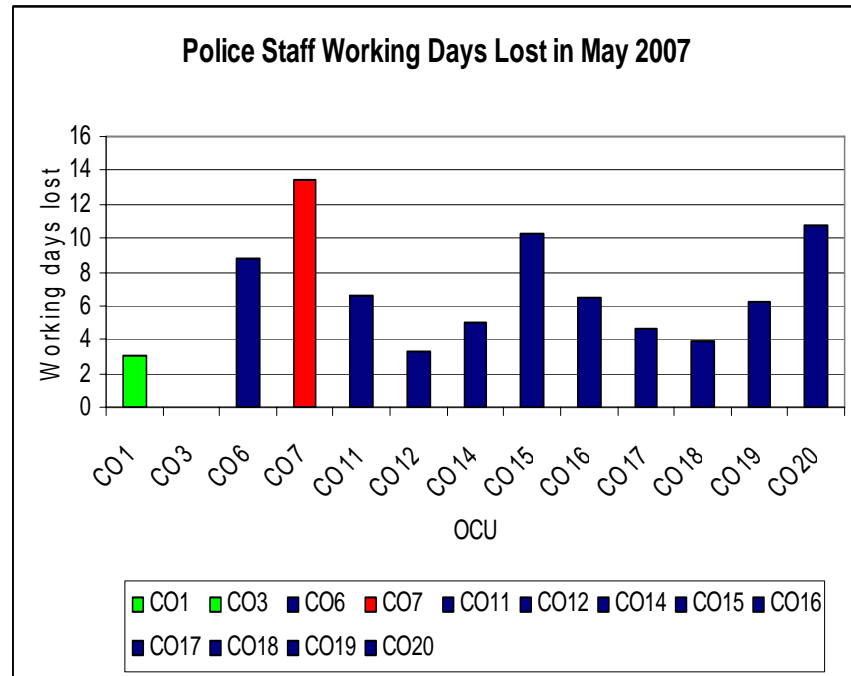
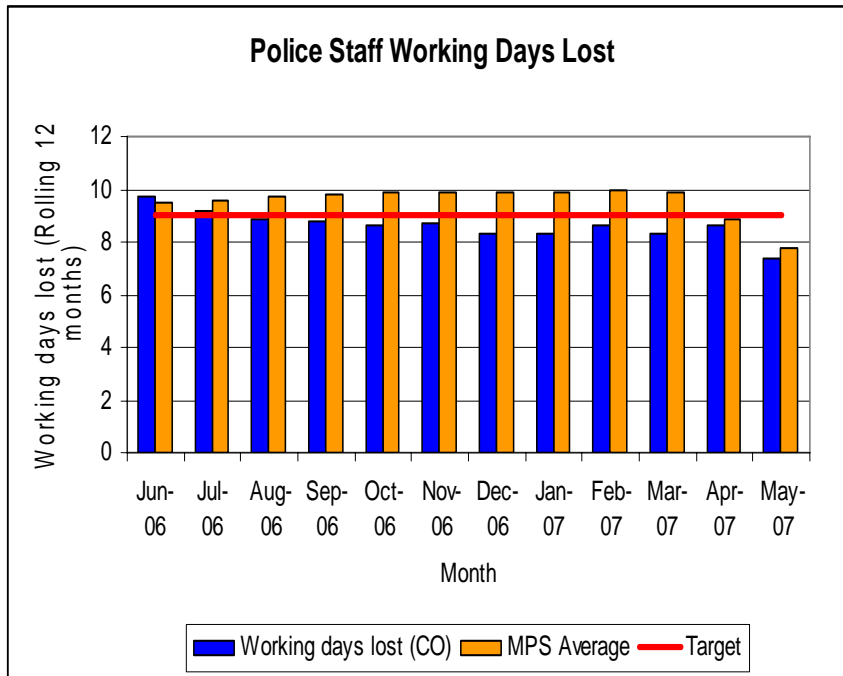
In May, CO1 HQ has the highest working days lost at 19 working days. CO12 Olympics have the lowest working days lost at 0.8 working days.



People – Police Staff Sicknes

CO total working days lost for May was 1.6 working days lost under the MPS target of 9 working days lost. Also, CO was 0.4 working days lost below the MPS average.

In May, CO1 HQ and CO3 Emergency Preparedness were the lowest contributors for working days lost. The highest working days lost were by CO7 Palace Of Westminster at 13.4 working days lost.



Police Officer Working Days Lost (June 2006 - May 2007)

	CO1 CO HQ	CO3 Emergency Preparedness	CO6 DPG	CO7 POW	CO11 OS and PO	CO12 Olympics	CO14 Clubs and Vice	CO15 Traffic	CO16 Traffic CJU	CO17 Transport	CO18 Aviation Security	CO19 Firearms	CO20 TSG	CO Total	MPS	MPS Target
Jun-06	12.2	2.5	10.4	6.1	7.6	0.2	4.9	7.7	20.1	5.4	8.4	5.7	6.6	8.6	7.1	6.5
Jul-06	14.4	5.0	10.5	6.0	7.5	0.2	5.4	7.8	12.6	5.6	8.4	5.9	6.8	8.5	7.2	6.5
Aug-06	16.9	7.0	10.4	5.9	7.5	0.2	5.9	8.0	8.7	6.0	8.1	6.1	7.0	8.5	7.2	6.5
Sep-06	19.7	7.5	10.2	6.3	7.4	0.1	6.4	8.0	7.0	6.2	7.8	6.1	7.1	8.5	7.2	6.5
Oct-06	22.9	6.6	10.2	6.7	6.5	0.2	6.8	8.1	6.1	6.1	7.9	6.2	7.1	8.4	7.2	6.5
Nov-06	25.6	6.4	10.3	6.6	7.2	0.2	6.9	8.3	5.7	6.2	8.2	6.4	7.2	8.4	7.2	6.5
Dec-06	26.3	7.3	10.5	6.8	7.2	0.4	6.8	8.3	6.1	6.1	8.1	6.8	7.4	8.4	7.2	6.5
Jan-07	25.5	7.4	10.6	7.3	7.3	0.4	6.9	8.5	5.6	6.0	8.2	7.0	7.6	8.1	7.3	6.5
Feb-07	26.1	7.5	10.5	7.3	7.0	0.4	7.1	8.4	4.2	6.4	8.0	7.3	7.5	7.9	7.4	6.5
Mar-07	25.8	7.8	10.4	7.1	7.0	0.9	6.3	8.3	3.2	6.8	7.9	7.7	7.3	7.5	7.3	6.5
Apr-07	22.4	8.2	10.4	7.2	7.1	0.9	5.4	8.4	4.4	7	8	7.9	7.3	7.7	7.4	6.5
May-07	19.0	8.1	10.4	7.3	7.3	0.8	5.1	7.7	4.0	6.5	3.3	7.3	6.9	7.2	6.8	6.5
Difference	6.8	5.6	0	1.2	0.3	0.6	0.2	0	16.1	1.1	5.1	1.6	0.3	1.4	0.3	
% increase/ decrease	55%	224%	0%	19%	3%	3%	4%	0%	80%	20%	60%	28%	4%	16%	4%	

Police Staff Working Days Lost (June 2006 - May 2007)

	CO1 CO HQ	CO3 Emergency Preparedness	CO6 DPG	CO7 POW	CO11 OS and PO	CO12 Olympics	CO14 Clubs and Vice	CO15 Traffic	CO16 Traffic CJU	CO17 Transport	CO18 Aviation Security	CO19 Firearms	CO20 TSG	CO Total	MPS	MPS Target
Jun-06	4.1	2.8	7.1	14.9	7.4	13.2	8.0	5.5	6.6	9.6	6.9	7.7	13.6	9.7	9.5	9.0
Jul-06	3.9	2.4	7.3	14.9	7.8	9.5	6.8	5.7	6.4	9.6	6.4	7.8	13.2	9.2	9.6	9.0
Aug-06	4.5	2.1	7.7	14.7	8.1	7.5	6.3	6.0	6.3	9.4	5.8	7.9	12.8	8.9	9.7	9.0
Sep-06	3.9	1.9	7.8	14.6	8.3	6.1	5.8	6.2	6.3	8.8	5.6	7.8	12.3	8.8	9.8	9.0
Oct-06	3.6	1.8	8.4	15.2	7.8	4.9	5.8	6.5	6.6	7.6	5.5	7.4	12.5	8.6	9.9	9.0
Nov-06	3.2	1.6	8.5	15.5	8.2	8.0	6.3	7.2	6.6	6.5	5.3	7.5	12.1	8.7	9.9	9.0
Dec-06	3.5	1.5	8.8	15.2	7.8	6.6	8.3	7.8	6.7	5.8	4.7	7.3	10.8	8.3	9.9	9.0
Jan-07	3.5	1.6	8.6	15.0	7.7	5.7	6.8	8.8	6.8	5.5	3.8	7.2	10.8	8.3	9.9	9.0
Feb-07	3.4	1.5	8.3	14.6	7.3	4.4	6.5	9.5	6.8	5.2	3.8	7.0	11.3	8.6	10.0	9.0
Mar-07	3.4	1.6	8.3	13.7	6.9	5.4	5.8	10.3	7.0	4.7	3.6	6.9	11.3	8.3	9.9	9.0
Apr-07	3.6	1.5	8.4	13.6	6.7	3.8	5.9	10.6	7.1	4.7	3.9	6.6	11.9	8.6	8.9	9.0
May-07	3.1	0.0	8.8	13.4	6.6	3.3	5.0	10.3	6.5	4.6	2.9	6.2	10.7	7.4	7.8	9.0
Difference	1	2.8	1.7	1.5	0.8	9.9	3	4.8	0.1	5	4	1.5	2.9	2.3	1.7	
% increase / decrease	24%	100%	23%	10%	10%	75%	37%	87%	1%	52%	57%	19%	21%	23%	17%	

Performance Development Review (PDR) - % completed (Up to 5th July 2007)

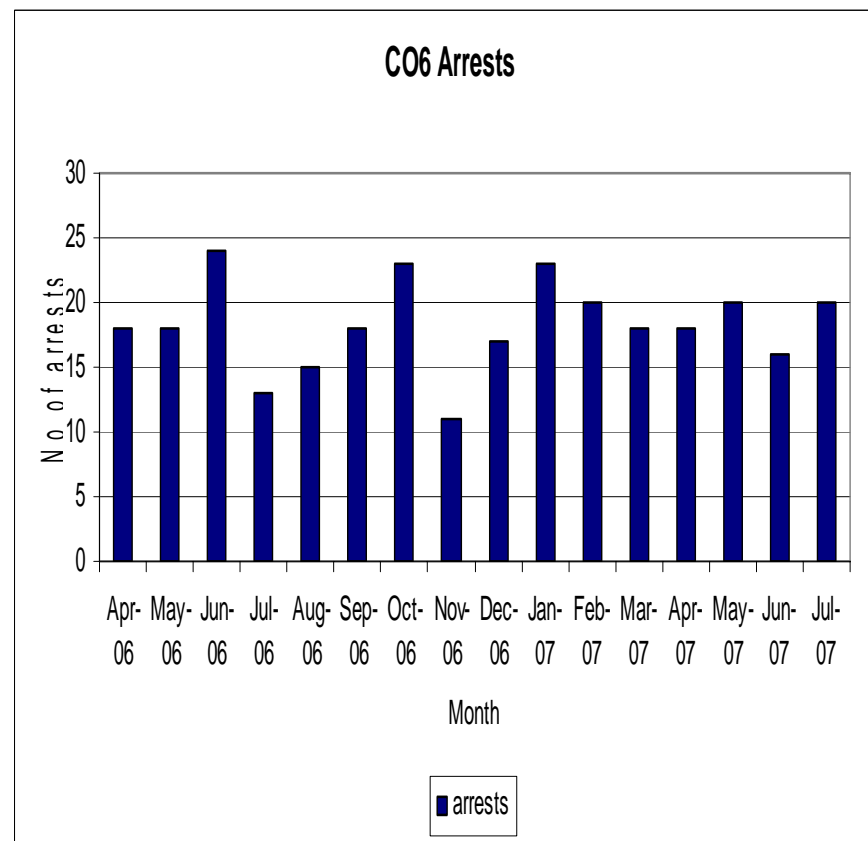
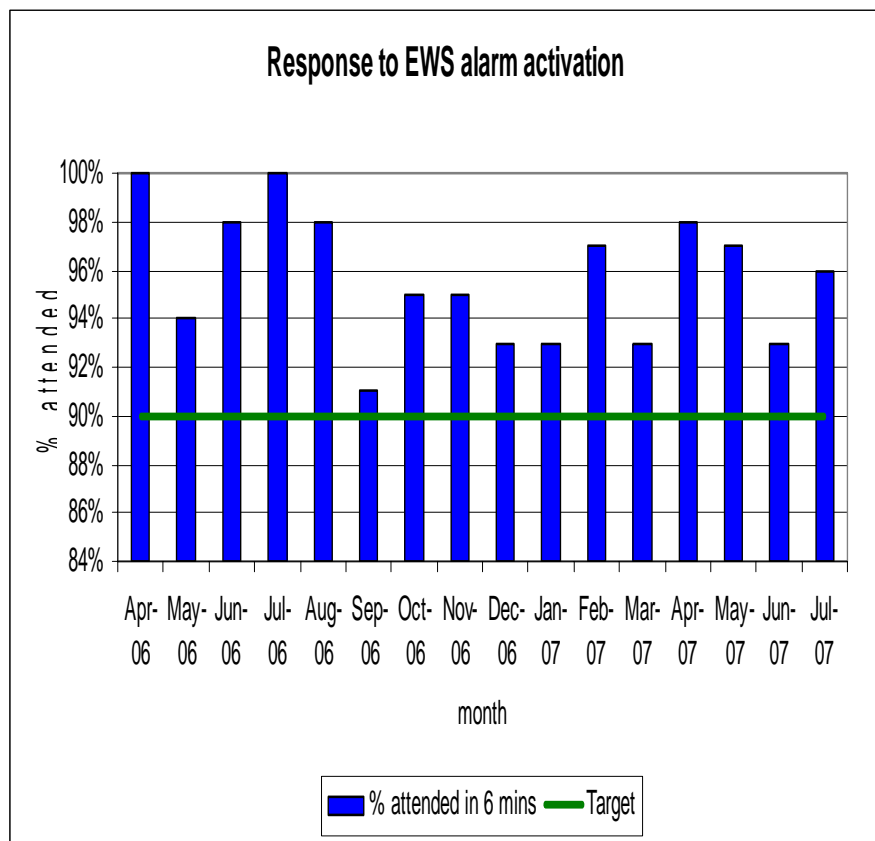
	CO1 Central Ops HQ	CO3 Emergency Preparedness	CO6 DPG	CO7 POW	CO11 PO & OPS	CO12 Olympics	CO14 Clubs and Vice	CO15 Traffic	CO16 Traffic CJU	CO17 Transport	CO18 Aviation Security	CO19 Firearms	CO20 TSG
Police Officer	38%	56%	96%	98%	98%	80%	82%	94%	100%	98%	94%	75%	96%
Police Staff	64%	25%	96%	100%	95%	71%	66%	93%	97%	99%	89%	66%	83%
OCU Total	56%	50%	96%	99%	98%	75%	79%	94%	97%	99%	93%	74%	95%
Central Operations Total - 93% PDRs completed													

Mandatory Training - Quarterly Report (Figures up until June 2007) % Trained

	CO1 Central Ops HQ	CO3 Emergency Preparedness	CO6 DPG	CO7 POW Officer / Staff		CO11 PO & OPS	CO12 Olympics	CO14 Clubs and Vice	CO15 Traffic	CO16 Traffic CJU	CO17 Transport Officer / Staff		CO18 Aviation Security officer / staff		CO19 Firearms	CO20 TSG	CO Total
OST	20%	8%	95%	87%	9%	53%	27%	74%	86%	92%	99%	86%	99%	0%	100%	91%	80%
ELS	70%	55%	94%	92%	46%	85%	90%	79%	91%	57%	99%	99%	99%	97%	100%	92%	91%
Policing Safely / Dynamic Risk	89%	60%	85%	100%	100%	92%	100%	79%	88%	0%	90%	100%	98%	91%	100%	79%	89%
Supervising Safely	100%	50%	68%	100%	100%	89%	100%	48%	19%	0%	93%	0%	82%	0%	100%	80%	91%
Safety Leadership	20%	84%	50%	0%	0%	60%	20%	33%	1%	29%	100%	0%	72%	0%	30%	89%	55%

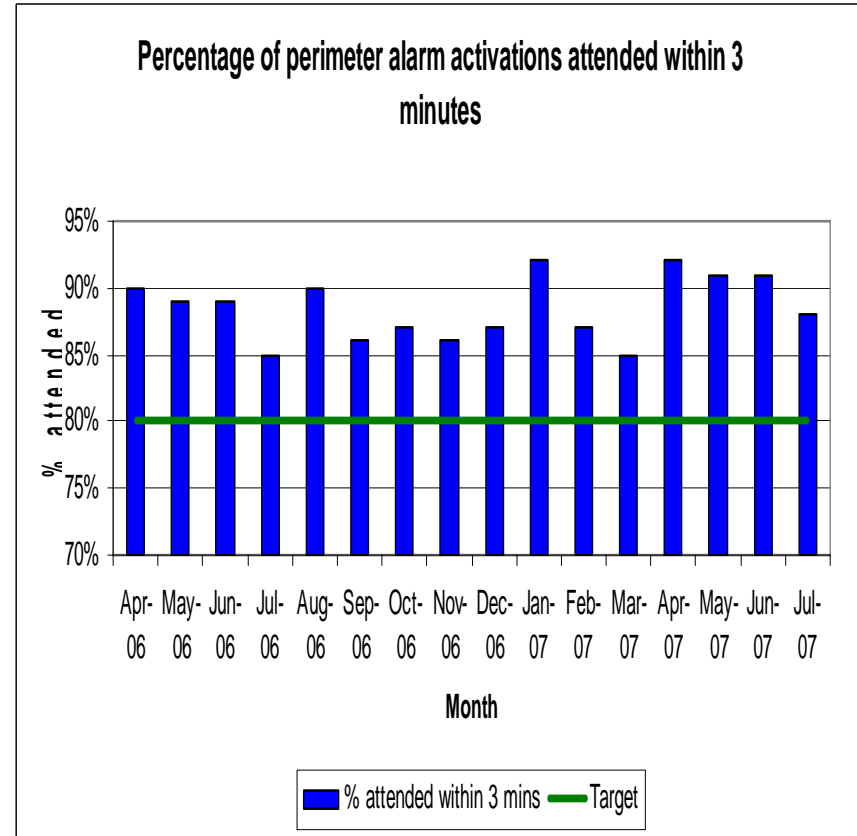
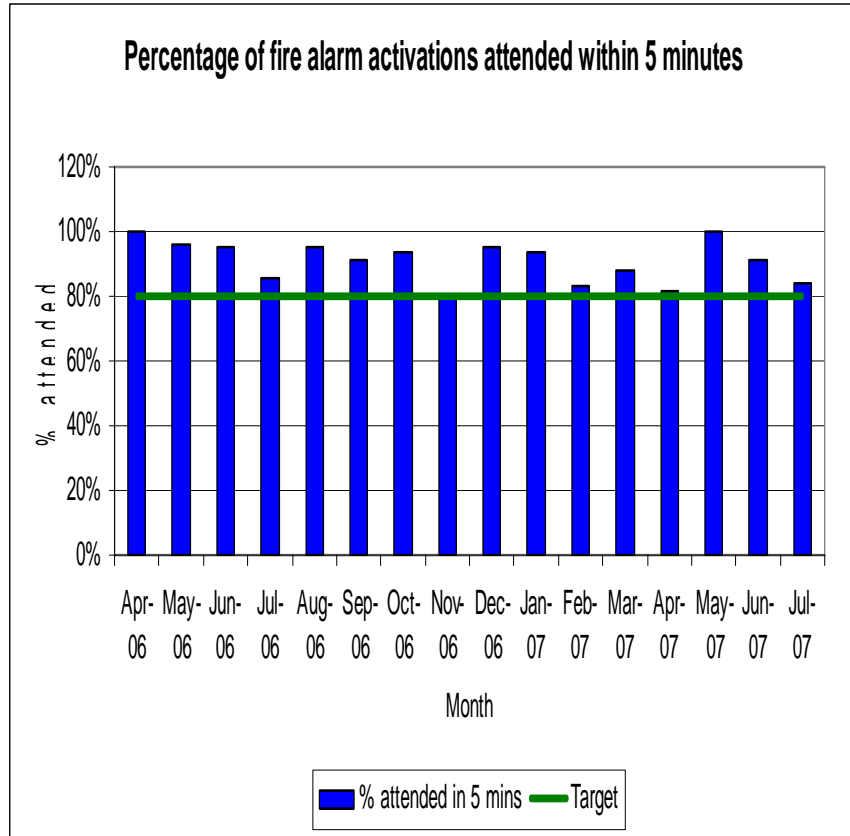
Appendix A: CO6 Diplomatic Protection Group

Source: CO6 DPG OCU



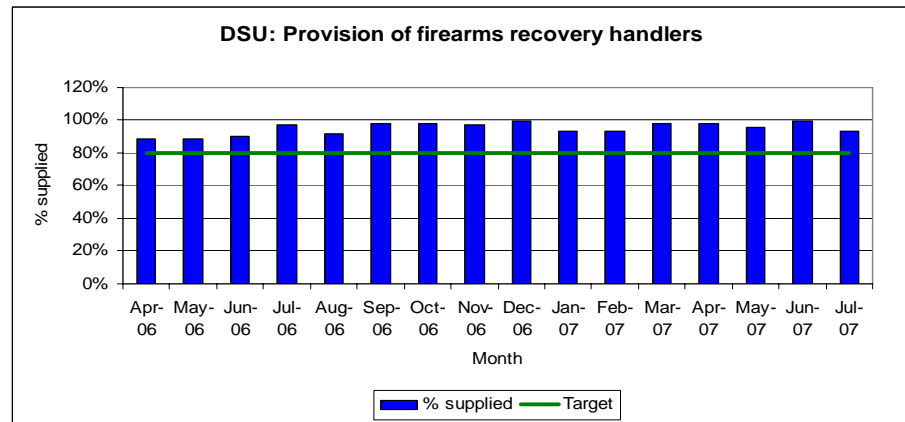
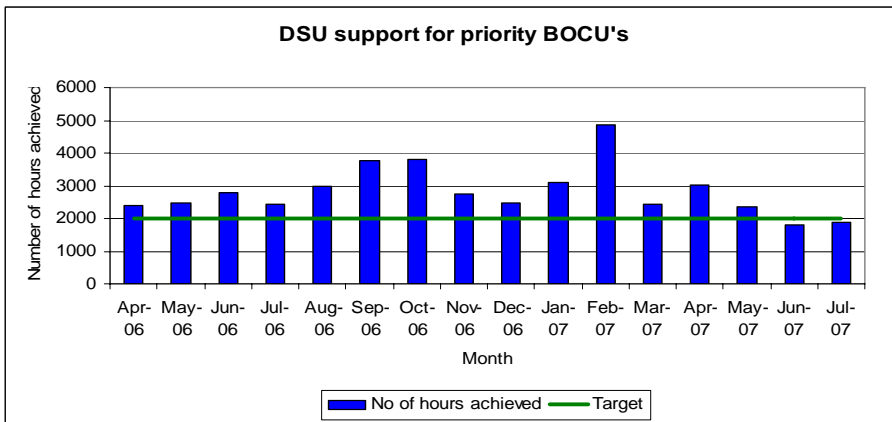
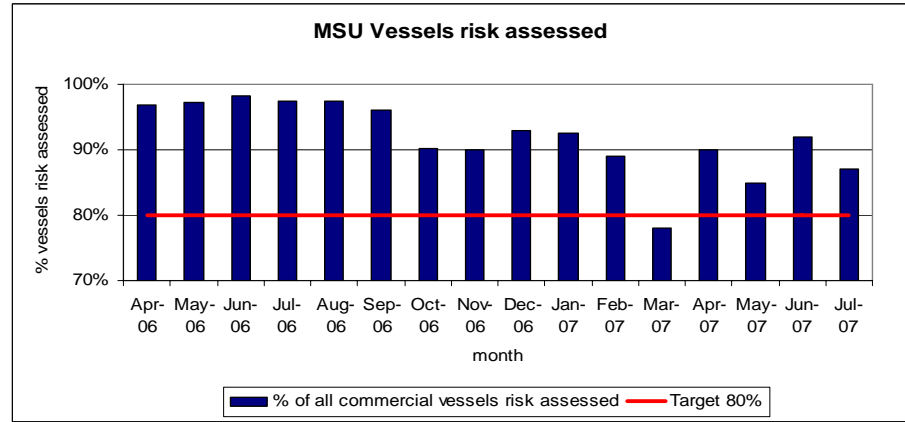
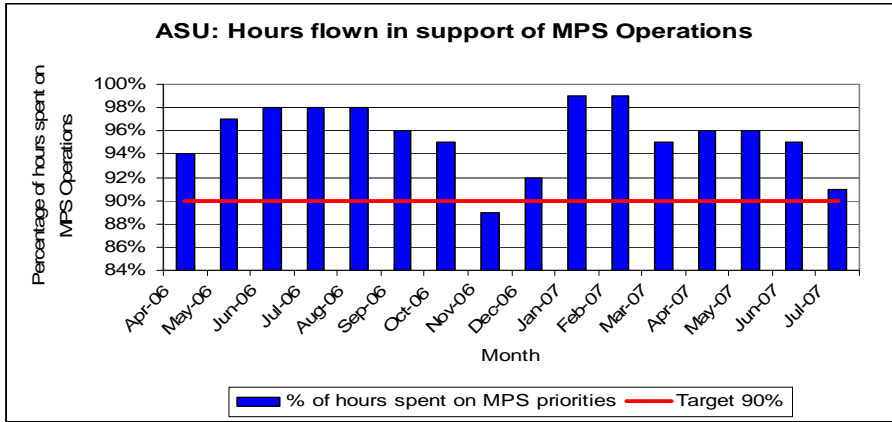
Appendix B: CO7 Palace Of Westminster

Source: CO7 POW OCU



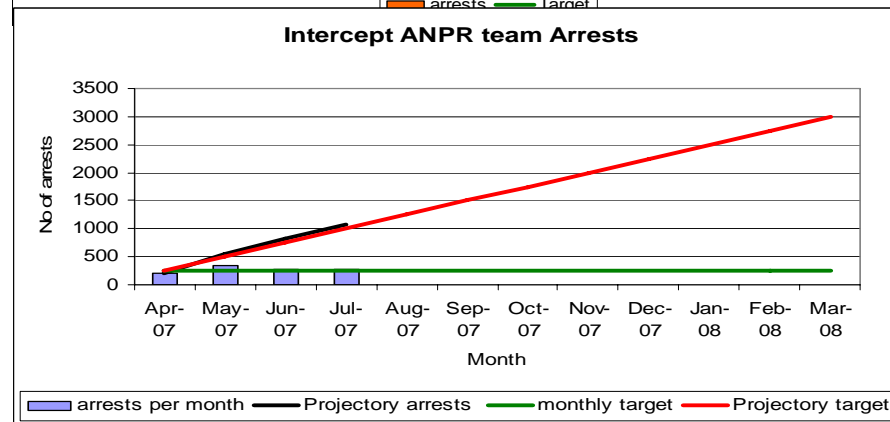
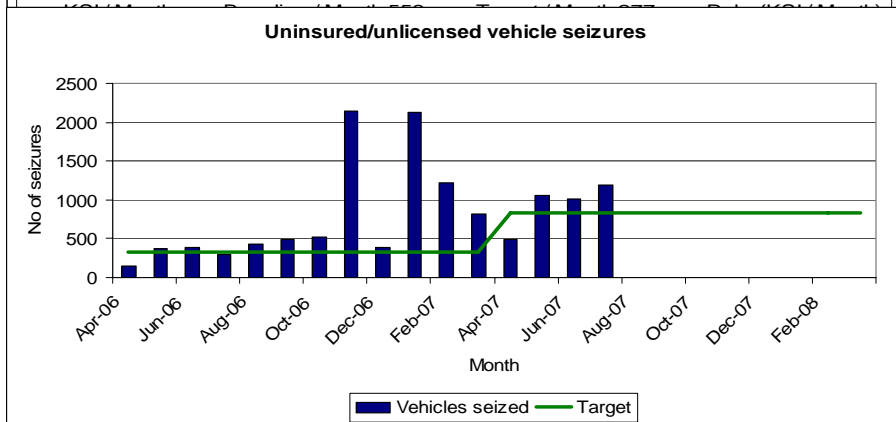
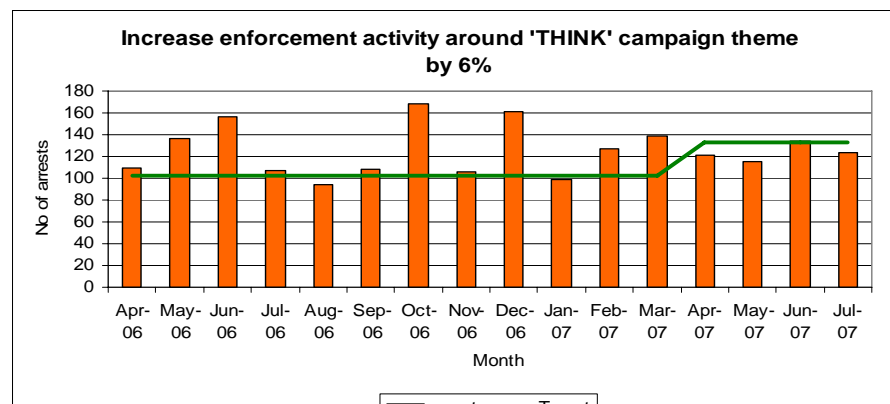
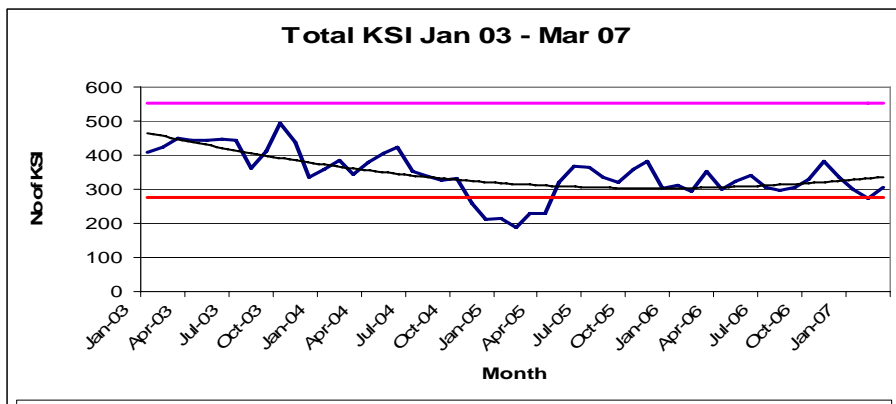
Appendix C: CO11 Public Order and Operational Support

Source: CO11 PO and OS



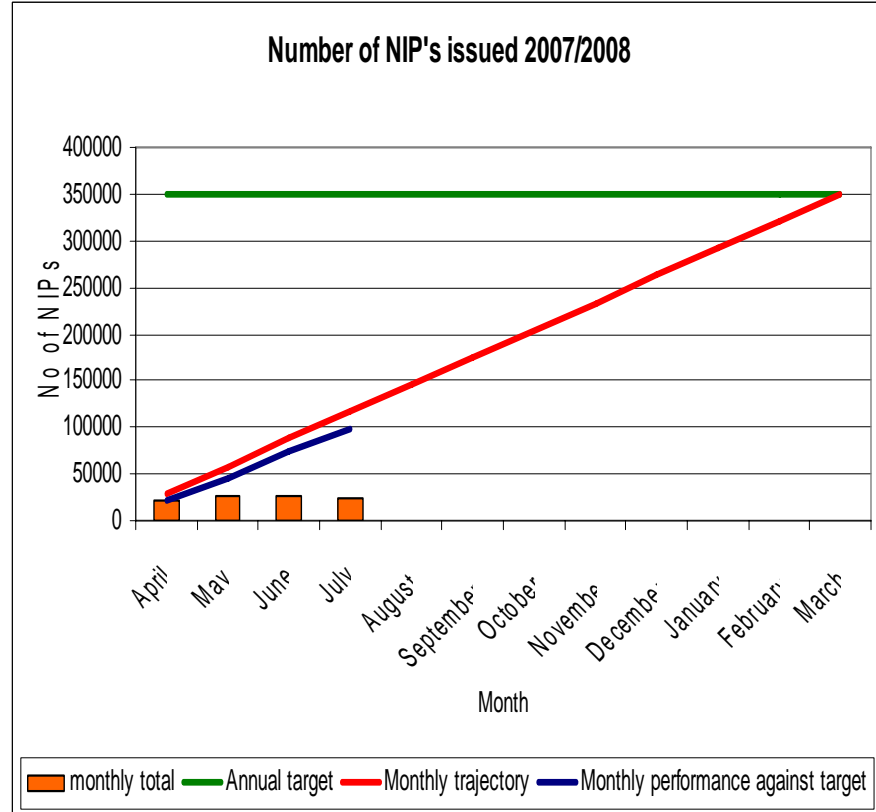
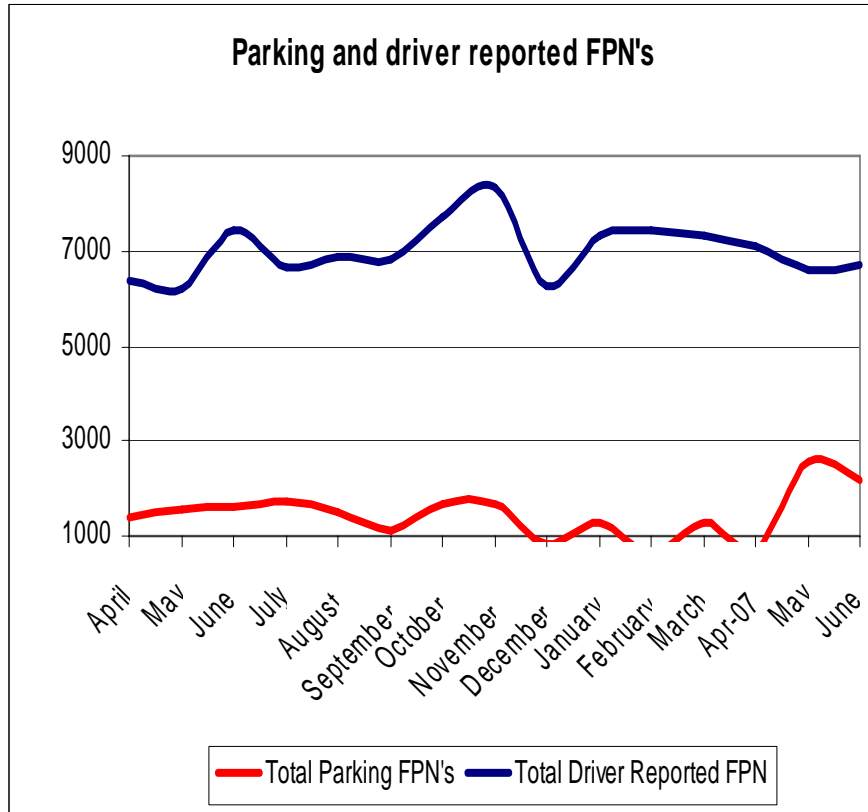
Appendix D: CO15 Traffic OCU

Source: CO15 Traffic OCU



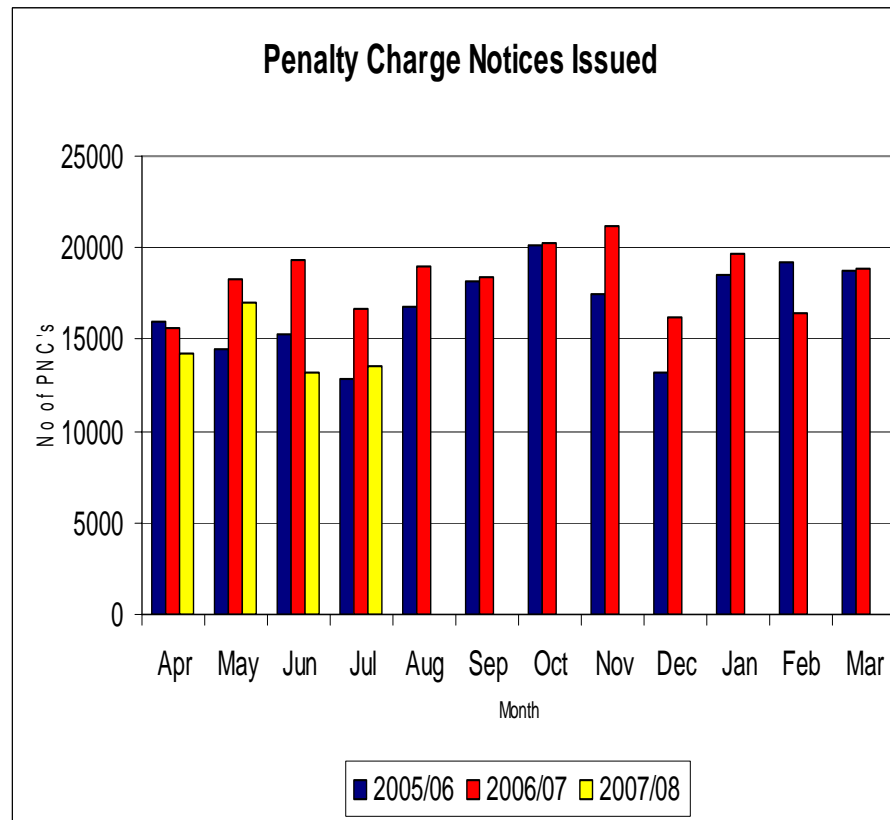
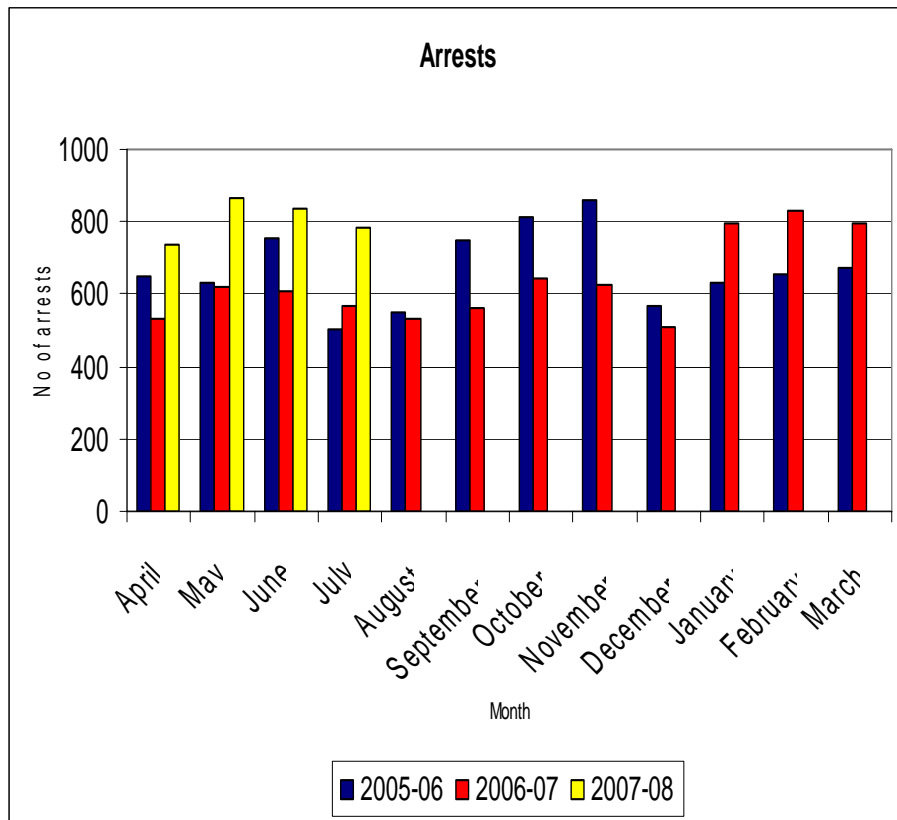
Appendix E: CO16 Traffic Criminal Justice OCU

Source: CO16 TCJU OCU



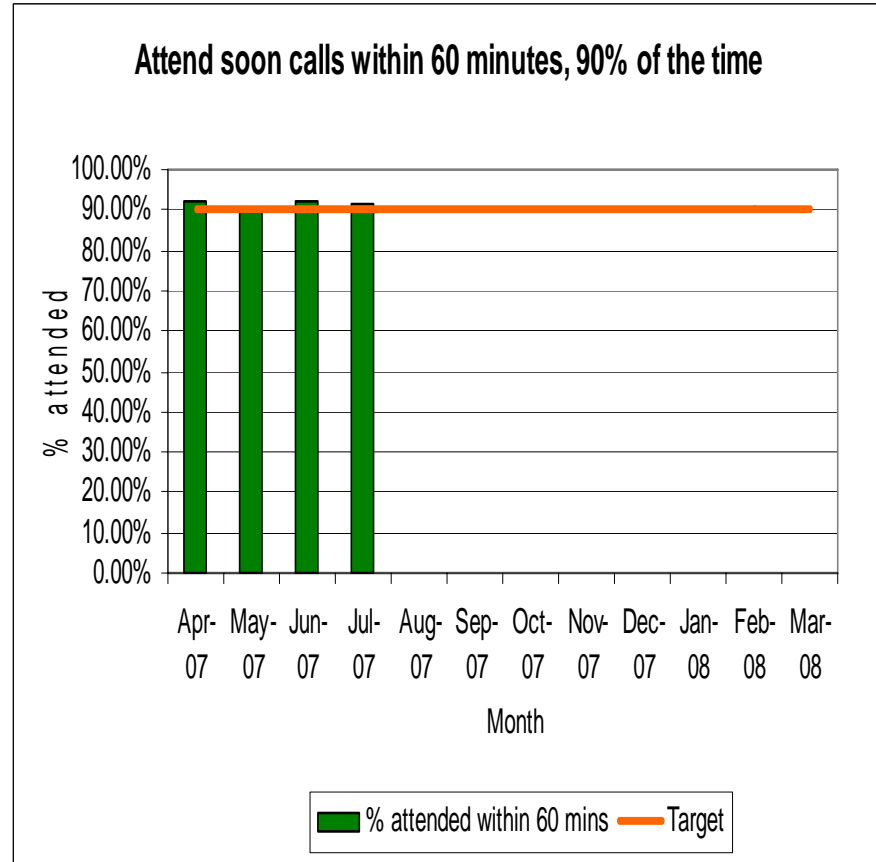
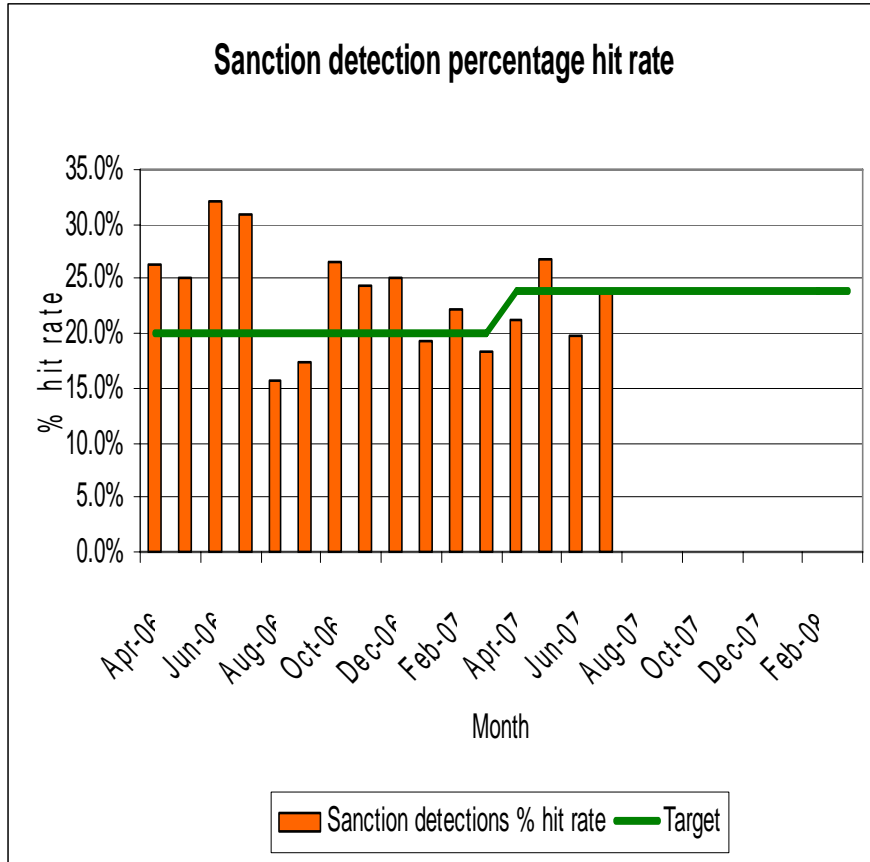
Appendix F: CO17 Transport OCU

Source: CO17 Transport OCU



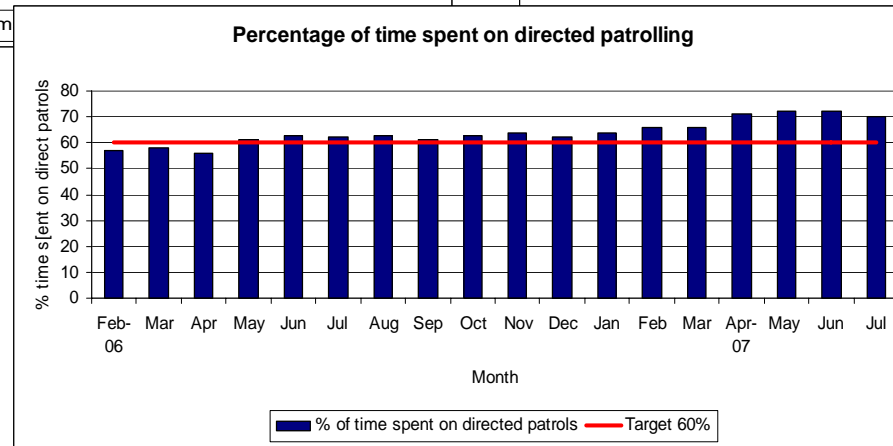
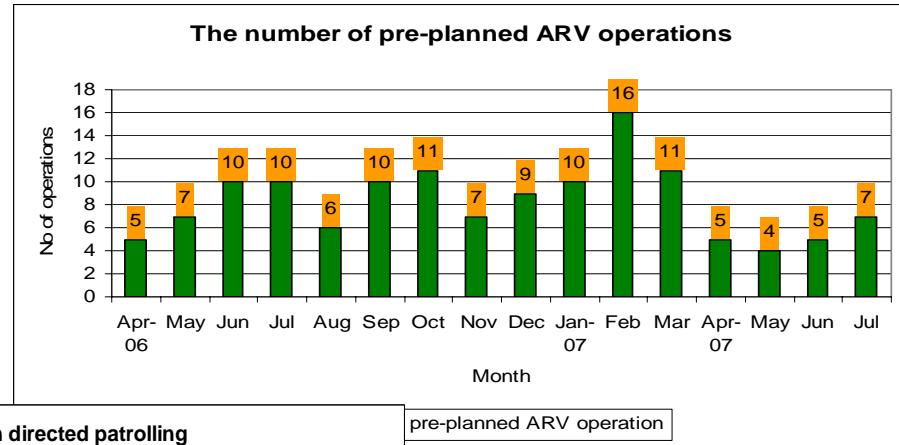
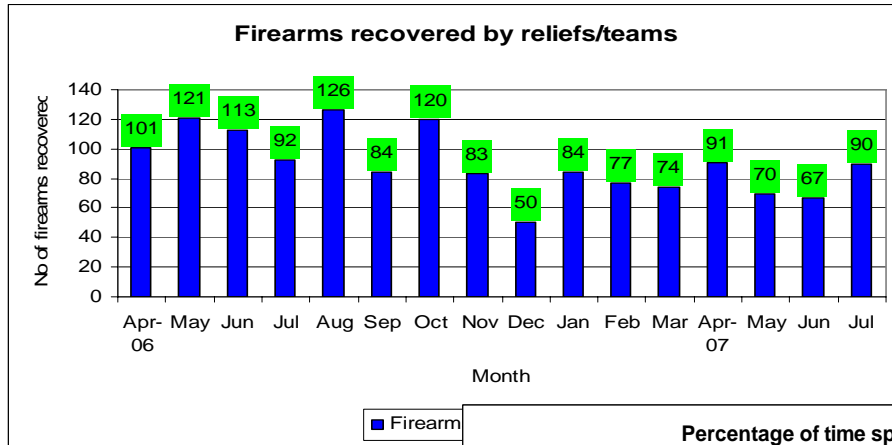
Appendix G: CO18 Aviation Security

Source: CO18 Aviation security OCU



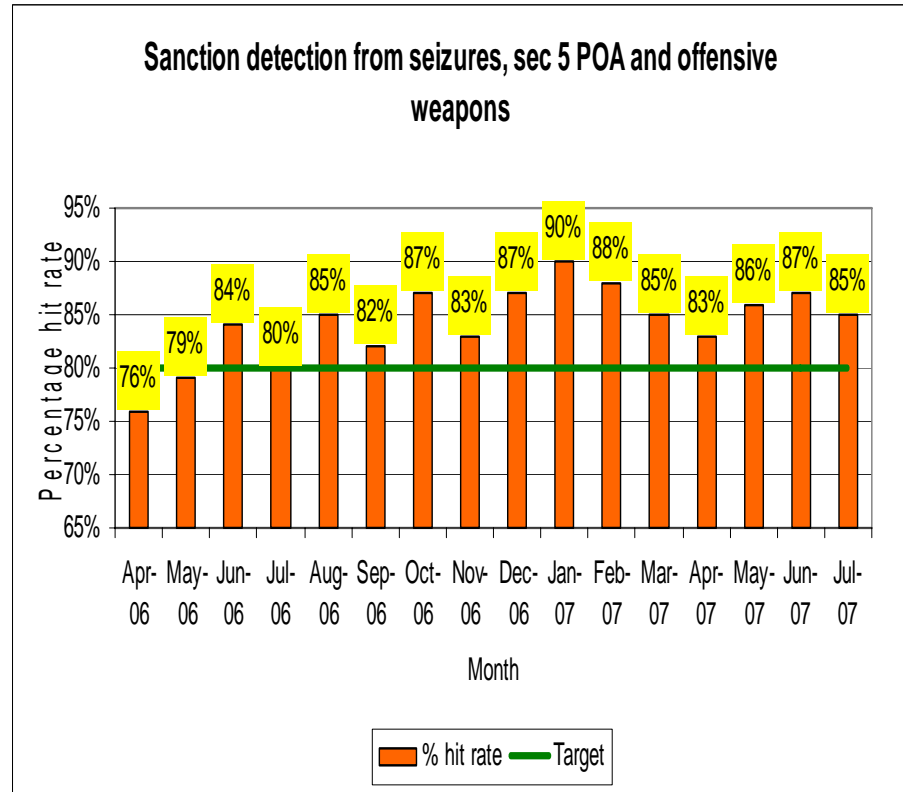
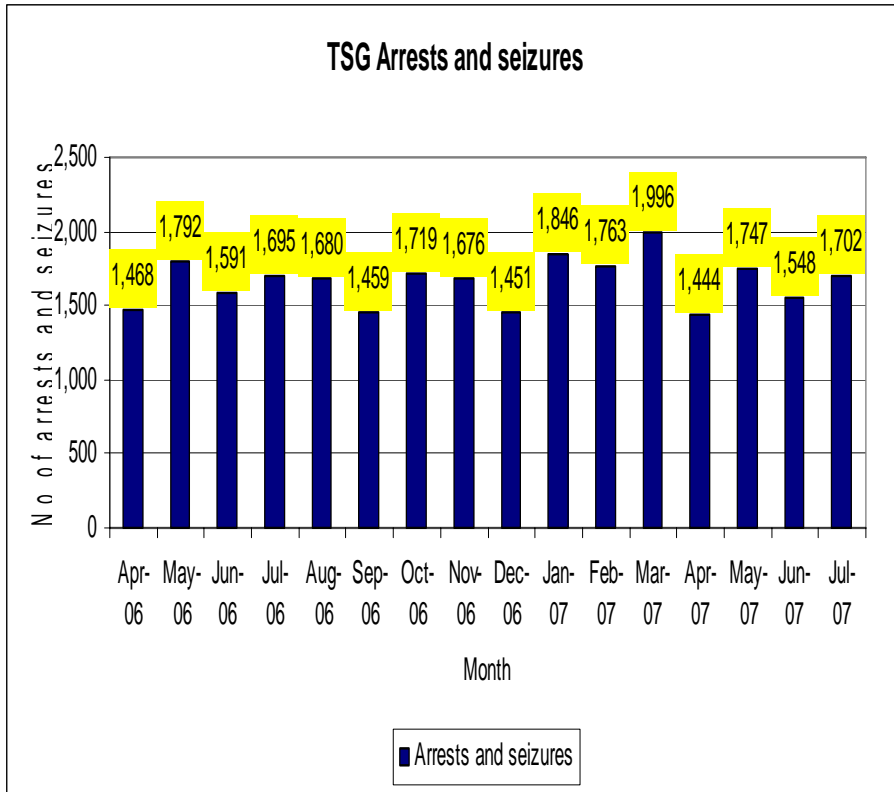
Appendix H: CO19 Firearms OCU

Source: CO19 Firearms OCU



Appendix I: CO20 TSG OCU

Source: CO20 TSG OCU



Central Operations examples of good work and operational success

Operational Command Unit	Activity	Outcomes
Central Operations Combined Operation	<p>The role played by CO3 in the recent Foot and Mouth outbreak has shown the importance of the unit in rising tide events. We have had to make contact with both external police partners and multi agency colleagues to formulate a response that addresses the needs of the three West London BOCUs affected (XH, TX and TW).</p> <p>CO11 Public Order Operation Hargood – “an excellent example of Team Met” Operation Hargood, the codename for “Camp for Climate Change” a protest held at Heathrow Airport between the 14 and 21 August, was described as a showcase for “phenomenal leadership. ACCO and his Command Team acknowledged the professionalism, resilience, and hard work of the officers and staff involved. Where people from all parts of the organisation pulled together to make this event an operational success, arranged at very short notice.</p> <p>CO CaTO. September has seen a peak in gun-enabled crime. In response to this, CO CaTO has put together a month-long Neon programme, targeting those boroughs with the greatest incidence of gun crime, including LX, MD and QK. Highly skilled officers from CO20 TSG, CO19 Specialist Firearms, Traffic ANPR and Dog Support Unit, working alongside Op Trident officers and local spotters. Vehicles are identified using ANPR technology.</p>	<p>The officers’ commitment to their duties was admirable and visible, not just by senior managers and colleagues but also by the public that we protect. This has been reflected in the numerous letters of thanks that have been received. Events such as these help us to identify new and improved ways of working, and test our ability to adapt to rapidly changing circumstances, both of which are invaluable and essential in the lead up to 2012 Olympic and Paralympic Games.</p> <p>To date, arrests have included offences such as drugs supply, armed robbery and money laundering. Boroughs where the Neon is deployed have also reported a reduction in calls to incidents during the operation. Providing a highly visible presence on the streets, CO is determined to impact upon offences involving firearms. Preliminary analysis shows that</p> <p>Gun enabled crime across the MPS has reduced since these operations commenced.</p>
CO3 Emergency Preparedness	Staff from CO3 have attended debriefings from the North of England covering the summer flooding disasters. Although CO3 has played a full part in creating the London Strategic response plan for flooding	This is an excellent example of this small team environment scanning and getting involved in key risks in the national domain.

	<p>(accepted by the LRRF) it is recognised that a real event such as this provides much learning.</p> <p>The recent prison dispute on 29th August was dealt with by the MPS adopting a command and control system approach, with CO3 coordinating the responses of the MPS BOCUs involved.</p>	<p>The contingency plan for dealing with the dispute had been created by CO3 Emergency Procedures and successfully addressed the issues of the day.</p>
CO12 Olympics	<p>With the five-year countdown underway until the start of London 2012 Olympic and Paralympic Games, the Met's new Olympic Park Neighbourhood Team is now up and running. This team will have a unique role, which includes wide ranging engagement with communities in and around the 500-acre Olympic Park to raise awareness and address criminal behaviour. The Olympic Park site that spans parts of four neighbouring boroughs, Newham, Hackney, Waltham Forest and Tower Hamlets, and nine Safer Neighbourhood Team wards.</p>	<p>The Olympic Park Neighbourhood Team fulfil a variety of roles including:</p> <p>Building relationships with communities.</p> <ul style="list-style-type: none"> • Policing and engagement with site communities, businesses, access users and the ODA's appointed contractors on site. • Helping ensure a safe area, by increasing public awareness and reducing crime, such as anti-social behaviour, criminal damage, abandoned vehicles, illegal dumping and theft.
CO14 Clubs and Vice	<p>Operation Hormiga resulted in seven men being found guilty of controlling prostitution for gain. All seven were arrested and charged as part of a three-month intelligence led operation during December 2006, by officers from the MPS Clubs and Vice Unit.</p> <p>A series of coordinated raids were executed at eight addresses across London, connected with the gang, either as brothels, rented premises or places of residence.</p> <p>Six of the gang members were arrested during the raids and the seventh member, was arrested two days later at Westminster Magistrates Court when he appeared in the public gallery to observe the proceedings of his now co-defendants.</p>	<p>Six people were arrested and a Lithuanian female being controlled and used as a prostitute by the gang was rescued.</p> <p>The gang operated brothels out of two premises, in Lancaster Gate, and Westbourne Terrace, both of which were closed following the raids on 12 December 2006.</p>
CO16 Traffic Criminal Justice Unit	<p>A Band E Civil Staff Enquiry officer based at C016 has been investigating a serious personal injury collision during which a van hit a ford fiesta head on and failed to stop.</p>	<p>A possible suspect was identified after extensive enquiries had been carried out, and with the assistance of Chislehurst Safer Neighbourhoods Team, the believed</p>

	<p>On the 23 August, the believed suspect was seen getting into, and driving a car. Police were called, but unfortunately he had left the vehicle before police arrived. The vehicle details were passed to police and it was subsequently stopped. The driver of the vehicle although not the suspect, was known to him. The vehicle was fully searched and both Class A and Class C drugs were found in the boot. A check on the Vehicle Identification Number (VIN) was carried out and it was found that the vehicle was on false plates having been stolen in a burglary in June 2007. A Section 18 search was carried out on the suspect's home address where further drugs were found, and a firearm. Enquiries into these offences still continue.</p> <p>Since February 2007, the work carried out by staff on CO16 at Marlowe House has resulted in 1,800 traffic offenders receiving driving disqualifications through the courts. These numbers were as a result of CO16's work alone. This number has been reached through the new best practice of sentencing in absence.</p>	<p>suspect was arrested on 15th August. He was interviewed and attended an ID parade but was not picked out by the victims or witnesses.</p> <p>Whilst in detention, the suspect was charged in relation to other offences that meant he was not able to drive.</p> <p>Through closer examination of the people that have received these disqualifications, it has become apparent that a high number of them have criminal records and are persistent offenders. The statistics for this are very high and informs us that through targeting these driving offenders and bringing them to justice we are potentially denying future offenders the use of our roads and disrupting the travelling criminal.</p>
<p>CO18 Aviation Security</p>	<p>Launch of first Safer Airport Teams. The first Met Police Safer Airport teams (SATs) have been launched at Heathrow Airport. The introduction of the teams at the airport is designed to deliver local policing for the Heathrow community. Five teams have been introduced, assigned to geographical locations the teams will cover the four terminal buildings and the cargo area.</p> <p>The teams follow the Safer Neighbourhood model and consist of one sergeant, three PCSOs and three police constables.</p> <p>A team has also been introduced at City airport and work is</p>	

	underway between the Met and BAA to introduce a team at the new Terminal 5.	
CO19 Firearms	Specialist Firearms Command was recently nominated for the 2007 Garavi Gujarat 2 Diversity Award in recognition of their work in engaging communities with the 'Armed Policing – Could You?' programme.	

Collision hotspots

BOCU	Fatal	Serious	Slight	KSI Clusters
Enfield	39	344	2569	1. A406 Bowes Road j/w Green Lanes (on current corridor) – also a fail to stop (FTS) cluster. A1010 Edmonton Broadway and The Green
Hounslow	39	317	2219	0 KSI or fail to stop (FTS) clusters – collisions are too widely distributed across this large borough.
Bromley	35	399	2196	No significant KSI clusters identified as collisions are widespread over this large borough, but single busiest location is Penge High Street from Penge Lane to Green Lane. This area is also a fail to stop (FTS) cluster. It lies on CO15's priority corridor for casualty reduction.
City of Westminster	34	736	4332	1. Oxford Street in vicinity of junction with Holles Street to Oxford Circus Underground – also a fail to stop (FTS) cluster.
				2. Tottenham Court Road junction with New Oxford Street – also a FTS cluster
Barnet	28	375	2895	0 KSI clusters – collisions are too widely dispersed over this large borough.
Greenwich	28	307	2195	1. Vicinity of Woolwich New Road and Wellington Street. 2. Vicinity of A2 Rochester Way Relief Road around the junction with Kidbrooke Park Road
Redbridge	26	280	2324	1. A406 South Woodford Barking relief Road around junction with A12 Eastern Avenue - also a fail to stop (FTS) cluster. 2. A406 South Woodford Barking relief Road around junction with A118 – Ilford Hill & Chapel Road - also a FTS cluster. 3. A smaller KSI cluster also exists along High Street Barkingside.
Croydon	25	414	2979	1. Vicinity of Wellesley Road junction with Station Road
Ealing	24	377	2968	1. Vicinity of Acton High Street junctions with Gunnersbury Lane and Steyne Road. 2. Vicinity of Hanger Lane Gyratory – also a fail to stop (FTS) cluster. 3. Vicinity of Western Avenue junction with Horn Lane. 4. Vicinity of Southall Broadway – also a FTS cluster
Brent	24	377	2607	1. Kilburn High Road between the junctions with Brondesbury Road and Quex Road (along the EK border). 2. Vicinity of Harrow Road around the junction with Kilburn Lane (DP border area)
Hillingdon	24	311	2250	1. KSI cluster: - A4020 Uxbridge Road between the junctions with Kingston Lane and Manor Way (on current corridor).
Lambeth	23	497	3084	1. A23 Brixton Hill j/w Acre Lane (on current corridor). 2. Vauxhall Bridge j/w Albert Embankment. 3. Brixton Road j/w Camberwell New Road (on current corridor)
Hammersmith & Fulham	22	327	2132	1. Goldhawk Road junction with Shepherd's Bush Green. 2. King Street, Hammersmith, junction with Beadon Road – also a fail to stop (FTS) cluster. 3. Putney Bridge Approach junction with Fulham High Road and New Kings Road. 4. Dawes Road junction with Fulham Road and Fulham Broadway.

Wandsworth	21	407	2448	<ol style="list-style-type: none"> 1. Vicinity of Falcon Road junction with St John's Hill – also a fail to stop (FTS) cluster. 2. Vicinity of Tooting Broadway underground station – also a FTS cluster. 3. Vicinity of Tooting Bec underground station
Southwark	21	288	2985	<ol style="list-style-type: none"> 1. Elephant & Castle extending down New Kent Road – also a fail to stop (FTS) cluster. 2. Area around the junctions of Camberwell Road, Denmark Hill and Camberwell New Road – also a FTS cluster
Hackney	19	351	2245	<ol style="list-style-type: none"> 1. A13 Commercial Road junction with New Road – also a fail to stop (FTS) cluster. 2. Bow Road around vicinity of the Magistrates Court. 3. Mile End Road junction with Globe Road – also a FTS cluster
Kensington & Chelsea	19	327	1924	<ol style="list-style-type: none"> 1. Gunter Grove & Edith Grove – also a fail to stop (FTS) cluster 2. Cromwell Road around the junction with Thurloe Place 3. Kensington High Street around junction with Warwick Road 4. Vicinity of Ladbrook Grove underground station Grove – also a FTS cluster
Tower Hamlets	19	318	2079	<ol style="list-style-type: none"> 1. A13 Commercial Road junction with New Road – also a fail to stop (FTS) cluster. 2. Bow Road around vicinity of the Magistrates Court. 3. Mile End Road junction with Globe Road – also a FTS cluster
Haringey	19	303	2088	<ol style="list-style-type: none"> 1. Tottenham High Road around the junction with Bruce Grove. 2. Tottenham High Road around the junction with Monument Way
Camden	17	380	2391	<ol style="list-style-type: none"> 1. Euston Road j/w Eversholt Street 2. Euston Road j/w York Way – also a fail to stop (FTS) cluster 3. Chalk Farm Road j/w Camden High Street – also a FTS cluster
Havering	17	290	2043	1. KSI cluster: - Vicinity of Gallows Corner
Barking & Dagenham	16	169	1467	1. Vicinity of Alfred's Way around the junction with Ripple Road
Lewisham	15	394	2502	1. Fail to stop (FTS) cluster: - Deptford Broadway
Bexley	12	238	1456	No KSI or fail to stop (FTS) clusters identified as collisions are too widely distributed across the borough.
Richmond upon Thames	11	221	1162	No significant KSI clusters identified as collisions are widespread over this large borough, but single busiest location is vicinity of Richmond tube and railway stations – The Quad.
Harrow	11	207	1500	No significant KSI clusters identified as collisions are widespread over this borough, but single busiest location is Pinner Road around the junction with Station Road
Newham	9	251	2315	<ol style="list-style-type: none"> 1. Vicinity of Stratford Broadway – also a fail to stop (FTS) cluster. 2. Vicinity of Romford Road around the junction with Upton Lane

Merton	9	207	1252	No significant KSI clusters identified as collisions are widespread over this borough. General PI hotspots (i.e. not just KSIs) in vicinity of South Wimbledon underground station and A217 London Road around the junction with A239 Cricket Green.
Kingston -Upon-Thames	9	181	930	No significant KSI clusters identified as collisions are widespread over this borough, but single busiest location is Kingston Town Centre in the vicinity of bus and railway stations
Waltham Forest	8	279	2007	1 KSI cluster: - A503 Forest Road around the junction with the A112 Hoe Street
Islington	8	279	1963	1. Seven Sisters Road round vicinity of Finsbury Park underground station – also a fail to stop (FTS) cluster 2. Vicinity of Angel underground station – also a FTS cluster 3. Around the junction of Farringdon Road and Clerkenwell Road 4. Vicinity of Old Street underground station (on GD border)
Sutton	7	199	1369	No significant KSI clusters identified as collisions are widespread over this borough. General PI collision hotspots (i.e. not just KSIs) are around junction of A24 London Road and Cheam Common Road, A232 Carlshalton Road in the vicinity of Sutton railway station and Woodcote Road junction with Stafford Road.

The data in this table refer to *all* Personal Injury (PI) collision hotspots (not just KSIs) for each borough in the last 36 months (38 months in the case of City of Westminster). The KSI clusters represent locations where 10 or more KSIs have occurred in the 36 or 38 month period within a set radius. The radius set for all KSI clusters on these maps is 250m.

**Killed & Seriously Injured (KSI) Casualty Reduction Summary Sheet – CoW
Basic Data**

Validated Personal Injury (PI) collision data for the 36 month period 01/11/2003 to 31/10/2006: -

- 34 fatal collisions
- 736 serious PI collisions
- 4332 slight PI collisions

This represents 5% of the MPS fatals and 7% of the MPS serious PI collisions. KSIs represent around 15% of all PI collisions on borough.

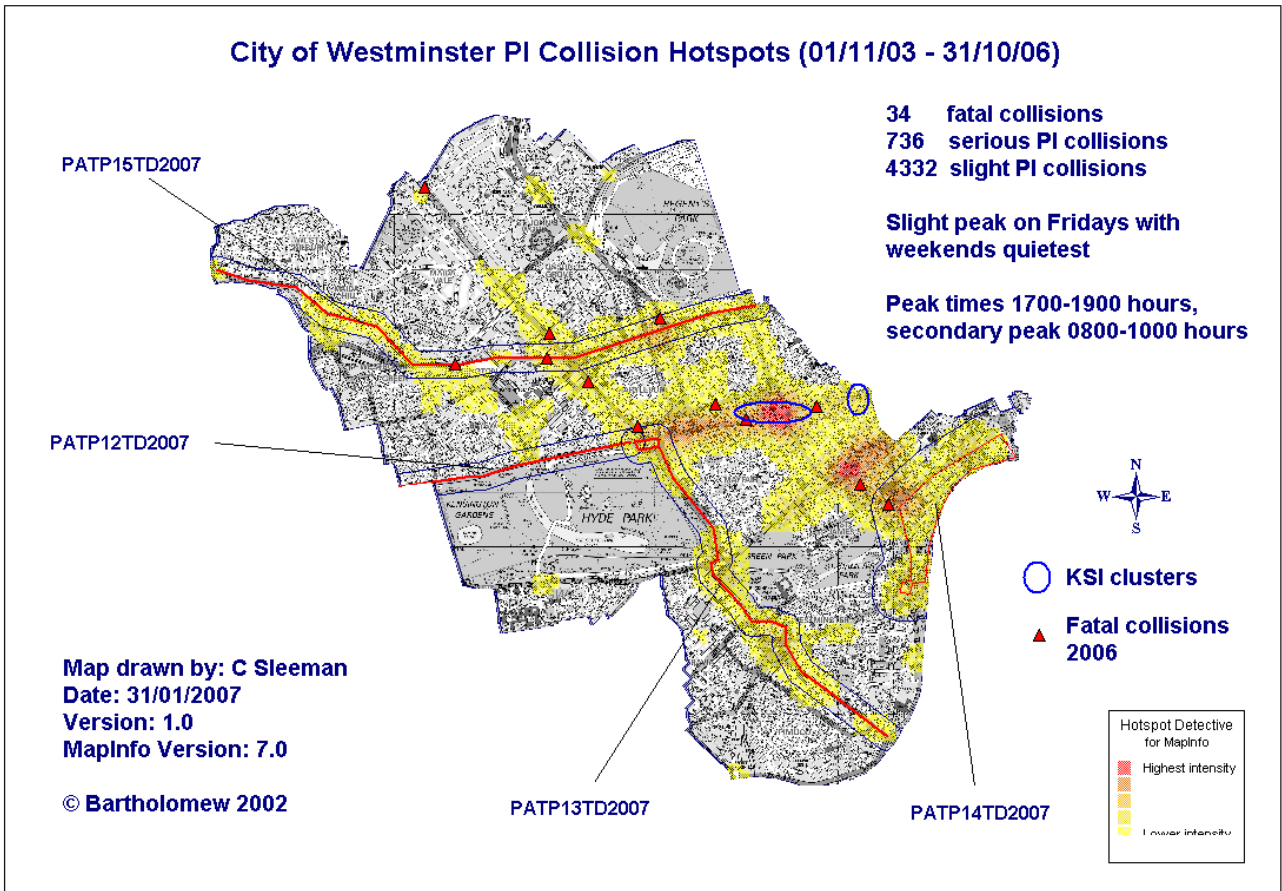
Progress on KSI casualty reduction

CoW	2001	2002	2003	2004	2005	2006
Fatal	15	15	11	9	12	13
Serious	360	321	330	272	251	279
TOTAL	375	336	341	281	263	292
% Change		-10%	+2%	-18%	-6%	+11%

Casualties among vulnerable Road User type

Figures for 2006, when compared against average baseline figures, showed KSI casualties among powered two wheeler (P2W) users were unchanged, whilst among pedal cyclists they were down by 14% (a decrease of around 5 cases) and among pedestrians they were down 28% (around 50 less cases). Pedestrians represented around 44% of all KSI (and 69% of all fatal) casualties on borough in 2006. This limits the casualty reduction efficacy of traffic enforcement.

Distribution (map hotspots relate to *all* PI collisions not just KSIs)



Two main KSI clusters: -

1. Oxford Street in vicinity of junction with Holles Street to Oxford Circus Underground – also a fail to stop (FTS) cluster
2. Tottenham Court Road junction with New Oxford Street – also a FTS cluster

Other FTS clusters: -

1. Shaftesbury Avenue & Piccadilly Circus
2. Whitehall around junction with Cockspur Street

C Sleeman CO15 Intelligence Analyst 01/08/07